

Submittal Package

viega

Viega MegaPress® Stainless 316 Fittings

- Potable Water
- Chilled Water
- Hydronic Heating
- Low Pressure Steam
- Compressed Air
- Industrial Gases
- Vacuum
- Other _____

Submittal Package

viiega

Viega MegaPress® Stainless 316 Fittings

Viega MegaPress Stainless 316 fittings are designed to be used with off the shelf Schedule 10 to Schedule 40 stainless steel pipe to form a complete press system that is ideal for industrial applications. MegaPress Stainless 316 fittings utilize a versatile EPDM sealing element to provide a permanent, leak-free connection. A Viega MegaPress Stainless 316 system can stand up to harsh environments while transporting process water, potable water, ammonia, low pressure steam or any number of other essential fluids or gases.

Operating Parameters

Operating Pressure: 200 PSI maximum
Test Pressure: 600 PSI maximum
Operating Temperature: 0°F to 250°F

Listings and Certificates

- IAPMO PS117
- ICC LC1002
- TSSA-ASME B31
- Third party certified to NSF-61-372

Compliant with:

- Uniform Plumbing Code
- Uniform Mechanical Code
- International Plumbing Code
- International Mechanical Code
- ASME B31.1, B31.3 and B31.9

Recommended Press Tools:

- RIDGID RP 320-E
- RIDGID RP 330-B or 330-C
- RIDGID RP 340
- RIDGID CT 400

Viega MegaPress Stainless 316 fittings are offered in configurations including: elbows, couplings, reducers, tees, reducing tees, threaded adapters, unions, caps and flanges. The fittings range in sizes from ½" to 2" and have a 420 stainless steel grip ring and a 304 stainless separator ring in addition to the EPDM sealing element.

In MegaPress Stainless 316 fittings, the Smart Connect Feature assures leakage of liquids and/or gases from inside the system past the sealing element of an unpressed connection. The function of this feature is to provide the installer quick and easy identification of connections which have not been pressed prior to putting the system into operation.

Viega MegaPress Stainless 316 systems are approved for underground use. When installed underground, Viega ProPress 316 should have proper corrosion protection in accordance with local and national codes.

Contact your local Viega representative for details on local approvals.



MegaPress Stainless 316

Application	Temperature	Pressure (Max)
Process Water (non-potable)	0° F to 250° F	200 psi
Low Pressure Steam	248° F Max	15 psi
Industrial Gases	140° F Max	200 psi
Potable Water	0° F to 250° F	200 psi
Lube Oil	Ambient	200 psi
Vacuum	140° F Max	Max 29.2 in. Hg
Caustic Solutions	*See Note	*See Note
Acid Solutions	*See Note	*See Note

*Note: Temperature and pressure limits may vary with concentration of solution.

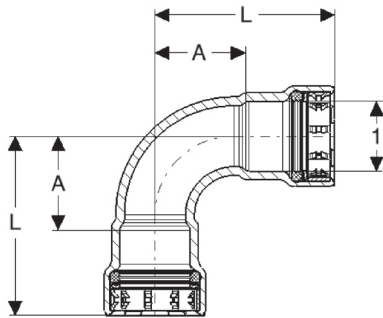
For more specific information on applications for MegaPress Stainless 316, contact Viega Technical Services at 1-800-976-9819.

Submittal Package

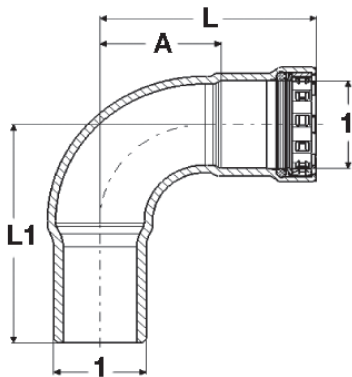
viega

Dimensional Documentation

MegaPress 90° Elbow, Stainless Steel, P x P - Models 4116 / 5116

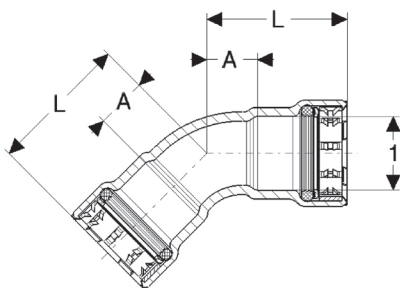


Part No.		Size	A (in)	L (in)
304	316	1		
95005	90005	1/2"	1.17	2.24
95010	90010	3/4"	1.36	2.52
95015	90015	1"	1.72	3.07
95020	90020	1 1/2"	2.26	4.13
95025	90025	2"	2.80	4.76



MegaPress 90° Elbow, Stainless Steel, FTG x P - Models 4116.1 / 5116.1

Part No.		Size	A (in)	L (in)	L1 (in)
304	316	1			
95030	90030	1/2"	1.17	2.24	2.56
95035	90035	3/4"	1.36	2.52	2.80
95040	90040	1"	1.72	3.07	3.39
95045	90045	1 1/2"	2.26	4.13	4.21
95050	90050	2"	2.80	4.76	5.08



MegaPress 45° Elbow, Stainless Steel, P x P - Models 4126 / 5126

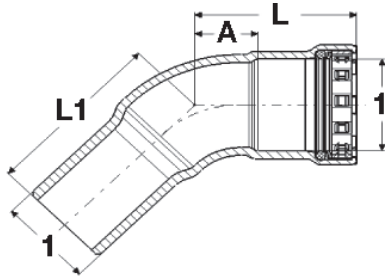
Part No.		Size	A (in)	L (in)
304	316	1		
95055	90055	1/2"	0.60	1.67
95060	90060	3/4"	0.71	1.87
95065	90065	1"	0.86	2.20
95070	90070	1 1/2"	1.12	2.99
95075	90075	2"	1.32	3.29

Submittal Package

viega

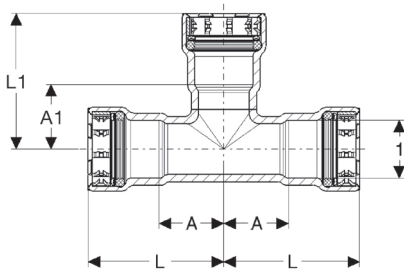


MegaPress 45° Elbow, Stainless Steel, FTG x P - Models 4126.1 / 5126.1



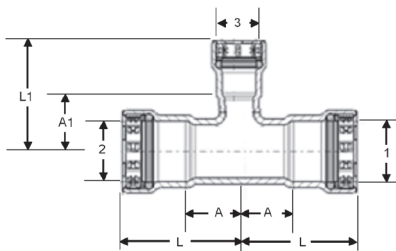
Part No.		Size	A (in)	L (in)	L1 (in)
304	316	1			
95080	90080	½"	0.60	1.67	1.97
95085	90085	¾"	0.71	1.87	2.13
95090	90090	1"	0.86	2.20	2.52
95095	90095	1½"	1.12	2.99	3.07
95100	90100	2"	1.32	3.29	3.58

MegaPress Tee, Stainless Steel, P x P x P - Models 4118 / 5118



Part No.		Size	A (in)	A1 (in)	L (in)	L1 (in)
304	316	1				
95105	90105	½"	0.97	0.97	2.04	2.04
95110	90110	¾"	1.11	1.11	2.26	2.26
95115	90115	1"	1.23	1.23	2.57	2.57
95120	90120	1½"	1.57	1.57	3.44	3.44
95125	90125	2"	1.81	1.81	3.78	3.78

MegaPress Reducing Tee, Stainless Steel, P x P x P - Models 4118 / 5118

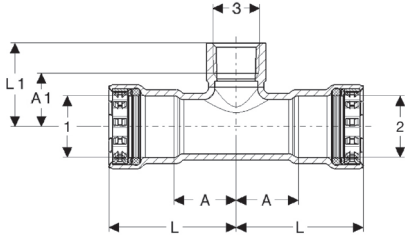


Part No.		Size	A (in)	A1 (in)	L (in)	L1 (in)
304	316	1 2 3				
95130	90130	¾" x ¾" x ½"	1.11	1.07	2.26	2.14
95135	90135	1" x 1" x ½"	1.23	1.19	2.57	2.26
95140	90140	1" x 1" x ¾"	1.23	1.26	2.57	2.41
95145	90145	1½" x 1½" x ½"	1.57	1.44	3.44	2.51
95150	90150	1½" x 1½" x ¾"	1.57	1.48	3.44	2.64
95155	90155	1½" x 1½" x 1"	1.57	1.48	3.44	2.83
95160	90160	2" x 2" x ½"	1.81	1.74	3.78	2.81
95165	90165	2" x 2" x ¾"	1.81	1.80	3.78	2.95
95170	90170	2" x 2" x 1"	1.81	1.75	3.78	3.10
95175	90175	2" x 2" x 1½"	1.81	1.84	3.78	3.71

Submittal Package

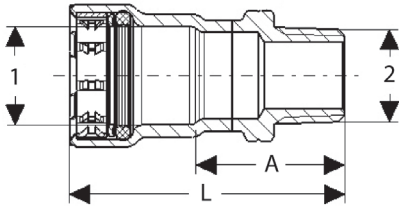


MegaPress Reducing Tee, Stainless Steel, P x P x FPT - Models 4117.2 / 5117.2



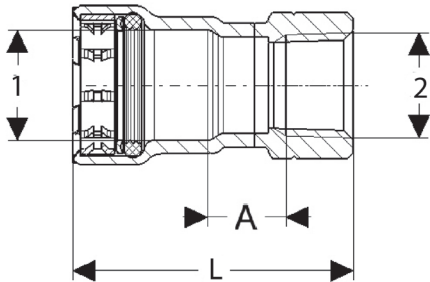
Part No.		Size	A (in)	A1 (in)	L (in)	L1 (in)
304	316	1 2 3				
95180	90180	3/4" x 3/4" x 1/2"	1.11	1.02	2.26	1.55
95185	90185	3/4" x 3/4" x 3/4"	1.11	1.03	2.26	1.58
95190	90190	1" x 1" x 1/2"	1.23	1.19	2.57	1.73
95195	90195	1" x 1" x 3/4"	1.23	1.18	2.57	1.73
95200	90200	1 1/2" x 1 1/2" x 1/2"	1.57	1.42	3.44	1.95
95205	90205	1 1/2" x 1 1/2" x 3/4"	1.57	1.41	3.44	1.97
95210	90210	1 1/2" x 1 1/2" x 1"	1.57	1.57	3.44	2.24
95215	90215	2" x 2" x 1/2"	1.81	1.70	3.78	2.24
95220	90220	2" x 2" x 3/4"	1.81	1.72	3.78	2.28
95225	90225	2" x 2" x 1"	1.81	1.89	3.78	2.55

MegaPress Adapter, Stainless Steel, P x MPT - Models 4111 / 5111



Part No.		Size	A (in)	L (in)
304	316	1 2		
95230	90230	1/2" x 1/2"	1.46	2.53
95235	90235	3/4" x 1/2"	1.49	2.65
95240	90240	3/4" x 3/4"	1.52	2.67
95245	90245	1" x 1"	1.66	3.00
95250	90250	1 1/2" x 1 1/2"	1.93	3.80
95255	90255	2" x 2"	1.93	3.90

MegaPress Adapter, Stainless Steel, P x FPT - Models 4112 / 5112

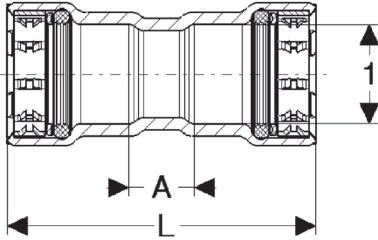


Part No.		Size	A (in)	L (in)
304	316	1 2		
95260	90260	1/2" x 1/2"	0.70	2.31
95265	90265	3/4" x 3/4"	0.74	2.45
95270	90270	1" x 1"	0.73	2.74
95275	90275	1 1/2" x 1 1/2"	0.72	3.27
95280	90280	2" x 2"	0.76	3.42

Submittal Package

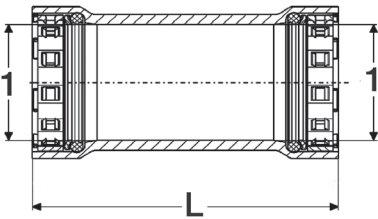


MegaPress Coupling with Stop, Stainless Steel, P x P - Models 4115 / 5115



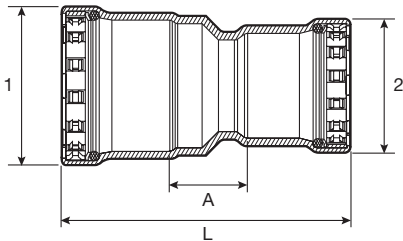
Part No.		Size	A (in)	L (in)
304	316	1		
95285	90285	1/2"	0.56	2.70
95290	90290	3/4"	0.63	2.94
95295	90295	1"	0.57	3.26
95300	90300	1 1/2"	0.89	4.63
95305	90305	2"	0.77	4.71

MegaPress Coupling No Stop, Stainless Steel, P x P - Models 4115.5 / 5115.5



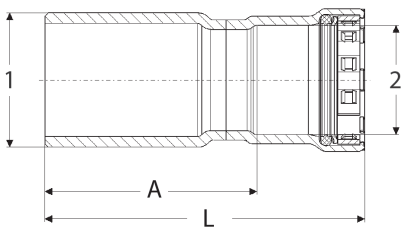
Part No.		Size	L (in)
304	316	1	
95310	90310	1/2"	2.70
95315	90315	3/4"	2.94
95320	90320	1"	3.29
95325	90325	1 1/2"	4.63
95330	90330	2"	4.71

MegaPress Reducer, Stainless Steel, P x P - Models 4115.2 / 5115.2



Part No.		Size	A (in)	L (in)
304	316	1 x 2		
95335	90335	3/4" x 1/2"	1.20	3.43
95340	90340	1" x 3/4"	1.24	3.74
95345	90345	1 1/2" x 1"	1.35	4.57
95350	90350	2" x 1 1/2"	1.43	5.26

MegaPress Reducer, Stainless Steel, FTG x P - Models 4115.1 / 5115.1

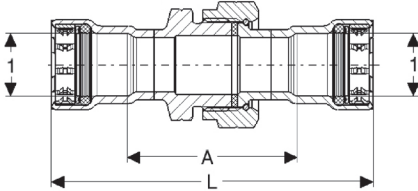


Part No.		Size	A (in)	L (in)
304	316	1 2		
95355	90355	3/4" x 1/2"	1.88	2.95
95360	90360	1" x 1/2"	2.17	3.24
95365	90365	1" x 3/4"	2.10	3.26
95370	90370	1 1/2" x 3/4"	3.00	4.15
95375	90375	1 1/2" x 1"	2.82	4.17
95380	90380	2" x 1"	3.15	4.50
95385	90385	2" x 1 1/2"	2.96	4.83

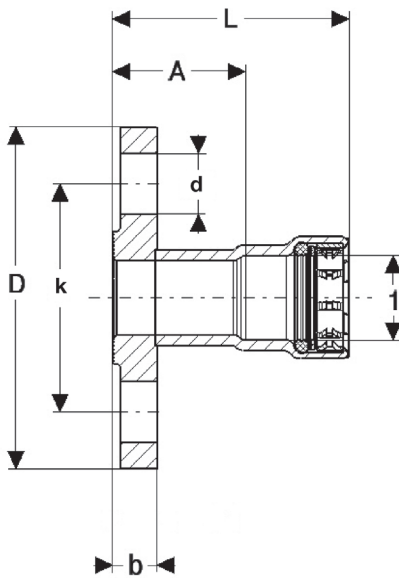
Submittal Package



MegaPress Union, Stainless Steel, P x P - Models 4160 / 5160



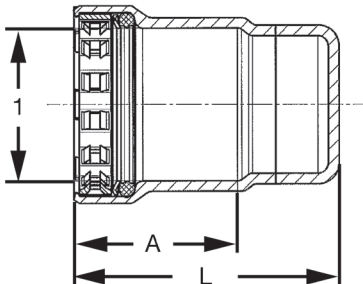
Part No.		Size	A (in)	L (in)
304	316	1		
95415	90415	½"	2.39	4.53
95420	90420	¾"	2.69	5.00
95425	90425	1"	2.65	5.34
95430	90430	1½"	2.89	6.63
95435	90435	2"	3.66	7.60



MegaPress Flange, Stainless Steel, P x BP - Models 4159.5 / 5159.5

Part No.	316	Size	A (in)	L (in)	b (in)	k (in)	D (in)	d (in)
304	316	1						
95440	90440	½"	1.12	2.19	0.46	2.36	3.54	0.63
95445	90445	¾"	1.23	2.39	0.52	2.76	3.94	0.63
95450	90450	1"	1.34	2.69	0.58	3.11	4.33	0.63
95455	90455	1½"	1.49	3.36	0.70	3.86	4.92	0.63
95460	90460	2"	1.54	3.50	0.77	4.76	5.91	0.75

MegaPress Cap, Stainless Steel, P x Cap - Models 4156 / 5156

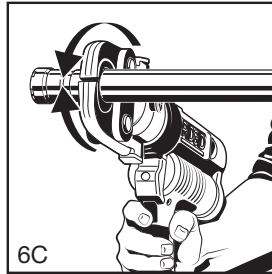
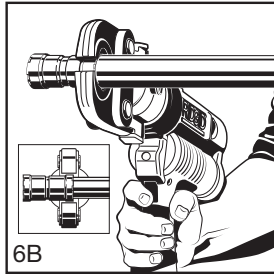
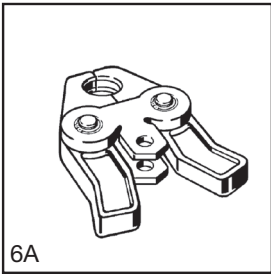

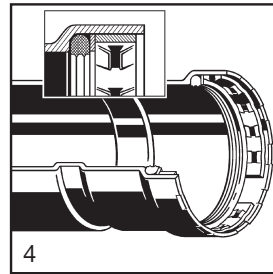
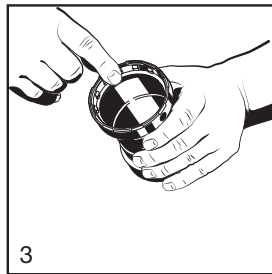
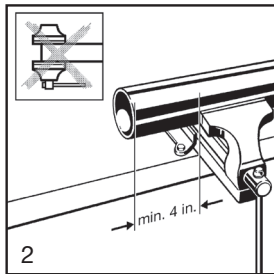
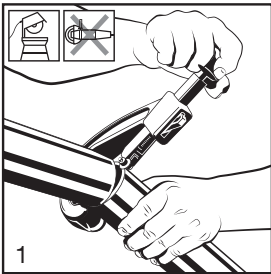


Part No.		Size	A (in)	L (in)
304	316	1		
95390	90390	½"	1.07	2.14
95395	90395	¾"	1.16	2.26
95400	90400	1"	1.35	2.43
95405	90405	1½"	1.87	3.02
95410	90410	2"	1.97	3.09

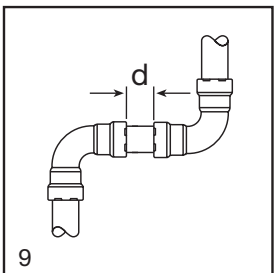
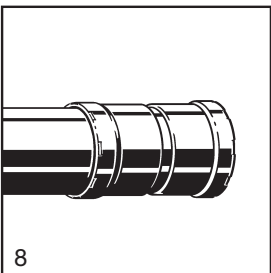
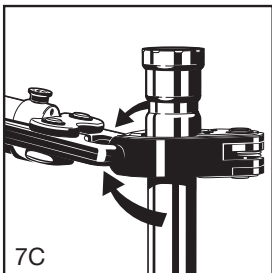
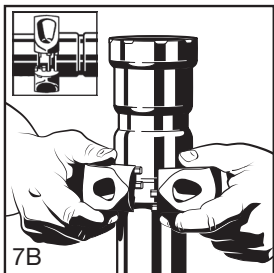
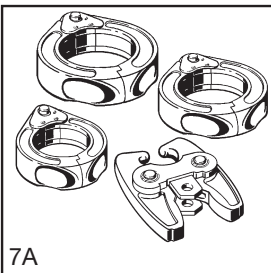
Submittal Package



Product Instructions



Pipe Size	Insertion Depth (in)
1/2"	1 1/16
3/4"	1 3/16
1"	1 3/8
1 1/4"	1 7/8
1 1/2"	1 7/8
2"	2



Pipe Diameter	d (in)	d (mm)
1/2"	3/16	5
3/4"	3/16	5
1"	3/16	5
1 1/4"	3/8	10
1 1/2"	3/8	10
2"	3/8	10

Submittal Package

viEGA

Viega Limited Warranty for Industrial Applications

Industrial applications are defined as non residential and non commercial applications not normally accessible to the general public, including manufacturing, mining, process or fabrication environments.

Subject to the terms and conditions of this Limited Warranty, Viega LLC (Viega) warrants to end users, installers and distribution houses that its Viega metal press products (Viega product) when properly installed in industrial applications shall be free from failure caused by manufacturing defects for a period of two (2) years from date of installation.

Under this Limited Warranty, you only have a right to a remedy if the failure or leak resulted from a manufacturing defect in the Viega product and the failure or leak occurs during the warranty period. You do not have a remedy under this warranty and the warranty remedy does not apply if the failure or any resulting damage is caused by (1) components other than those sold by Viega; (2) not designing, installing, inspecting, testing, or maintaining the Viega product in accordance with Viega's installation and product instructions in effect at the time of installation and other specifications and approvals applicable to the installation; (3) improper handling and protection of the Viega product prior to, during and after installation, inadequate freeze protection, or exposure to environmental or operating conditions not recommended for the application; or (4) acts of nature, such as, but not limited to earthquakes, fire, or weather damage. Final approval as to use compatibility to a specific process or fluid application is the responsibility of the engineer of record or responsible design/facilities personnel and this Limited Warranty only applies to manufacturing defects in the Viega Product.

In the event of a leak or other failure in the Viega product covered by this warranty, it is the responsibility of the end user to take appropriate measures to diminish any damage, to include making timely repairs. Only if the warranty applies will Viega be responsible for the remedy under this warranty. The part or parts which you claim failed should be kept and Viega contacted by writing to the address below or telephoning 1-800-976-9819 within thirty (30) calendar days after the leak or other failure and identifying yourself as having a warranty claim. You should be prepared to ship, at your expense, the product which you claim failed due to a manufacturing defect, document the date of installation, and the amount of the repair or replacement if

performed by you. Within a reasonable time after receiving the product, Viega will investigate the reasons for the failure, which includes the right to inspect the product at a Viega location and reasonable access to the site of damage. Viega will notify you in writing as to the results of its review.

In the event that Viega determines that the failure or leak was the result of a manufacturing defect in the Viega Product covered by this warranty and to which this warranty applies, the EXCLUSIVE AND ONLY REMEDY under this warranty shall be the reimbursement for reasonable charges for repair or replacement of the Viega Product itself. VIEGA SHALL NOT BE LIABLE FOR CONSEQUENTIAL OR OTHER DAMAGE (FOR EXAMPLE, ECONOMIC LOSS, WATER OR PROPERTY OR MOLD REMEDIATION) UNDER ANY LEGAL THEORY AND WHETHER ASSERTED BY DIRECT ACTION, FOR CONTRIBUTION OR INDEMNITY OR OTHERWISE.

THE ABOVE WARRANTY IS IN LIEU OF ALL OTHER WARRANTIES, EXPRESS OR IMPLIED, INCLUDING, BUT NOT LIMITED TO, THE IMPLIED WARRANTIES OR ANY STATUTE OF LIMITATIONS RELATING TO SUCH WARRANTIES. Other than this Limited Warranty, Viega does not authorize any person or firm to create for it any other obligation or liability in connection with its products.

This Limited Warranty gives you specific legal rights and you also may have other rights which may vary from state to state. This warranty shall be interpreted and applied under the law of the state in which the product is installed and is intended as a Commercial Warranty.

Viega products are designed to be installed by licensed and trained plumbing and mechanical professionals who are familiar with Viega products and their installation. *Installation by non-professionals may void Viega LLC's warranty.*

This document is subject to updates. For the most current Viega technical literature please visit www.viega.us.

Viega LLC • 585 Interlocken Blvd. • Broomfield, CO 80021 • Phone (800) 976-9819 • www.viega.us