



# **ELECTRICAL FITTINGS & SUPPLIES**

 **TOPAZ**<sup>®</sup>  
*Friendly Service ... Powerful Solutions™*





NY Office

**NY Office**

925 Waverly Avenue  
Holtsville, NY 11742  
800.666.2852  
Fax | 631.654.1261

**CA Office**

225 Parkside Drive  
San Fernando, CA 91340  
888.551.2852 or 818.838.3123  
Fax | 888.690.2852 or 818.838.3102

**FL Office (not pictured)**

2020 West 26th Street  
Jacksonville, FL 32209  
800.338.2852  
Fax | 772.778.5386

[info@topaz-usa.com](mailto:info@topaz-usa.com)

[www.topaz-usa.com](http://www.topaz-usa.com)



CA Office

Welcome to the latest Topaz Electrical Fittings & Supplies catalog!

I simply can't believe we've been doing this together with you in the Electric Supply business for over 30 years. Having started in that three-car garage oh so long ago, the breadth and depth of this catalog is a reflection of the success of the relationships we have built up over all these years. Still a family business, it is our customers and our employees that have truly made Topaz what it is today.


Inside, you'll find many new products. What you won't see is the additional distribution centers and the many new members of the Topaz team we've brought on to continue providing you the industry's best inventory, service and delivery capabilities.

Thank you for your continued support and I look forward to seeing each of you at our industry events.

Tim Gomes  
Chief Executive Officer  
Topaz Lighting & Electric











# We Deliver!

**17,000 SKUs—Always in Stock and Ready for Delivery.**

Our comprehensive inventory and professional transport team ensures the DELIVERY of your products when and where you need them. Ask your Topaz representative about local, next day delivery.

**At Topaz, We DELIVER Satisfaction, Guaranteed.**

























# Table of Contents

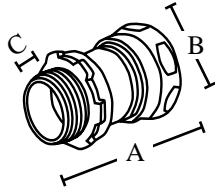
	EMT Fittings . . . . .	1
	Liquidtight . . . . .	2
	BX-Flex-MC. . . . .	3
	NM Cable . . . . .	4
	Service Entrance. . . . .	5
	Conduit Bodies . . . . .	6
	Conduit Support . . . . .	7
	Rigid-IMC Fittings . . . . .	8
	Tubular Products . . . . .	9
	Flexible Cord and Nylon Products. . . . .	10
	Grounding and Wire Accessories . . . . .	11
	Installation and Support Accessories . . . . .	12
	PVC Fittings and Elbows . . . . .	13
	Weatherproof . . . . .	14
	Temporary Lighting . . . . .	15
	Index . . . . .	16





# EMT Connectors and Couplings

## Compression Type - Steel



1/2"-2" E18472  
2-1/2"-4" E148716

UL Standard: 514B  
Fed. Spec. W-F-408E  
NEMA: FB 1

### Features

- Compression type connector and couplings
- Concrete tight
- Assembled with a steel locknut
- Available with insulated throat

### Applications

- Connectors: Use to join EMT to box or enclosure

- Couplings: Use to join two lengths of EMT

### Standard Material

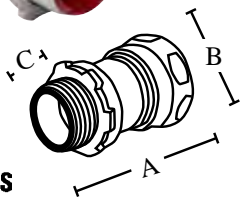
- Steel

### Standard Finish

- Zinc plated

Catalog Number	UPC	Size	Unit Carton	Ship Case	Weight/Case	A	B	C
<b>651S</b>	16790	1/2"	25	250	30	1.750	1.250	.406
<b>652S</b>	16800	3/4"	25	250	43	1.813	1.563	.406
<b>653S</b>	16810	1"	10	100	25	2.000	1.813	.406
<b>654S</b>	16820	1-1/4"	---	25	12	2.750	2.188	.500
<b>655S</b>	16830	1-1/2"	---	20	12	3.000	2.438	.500
<b>656S</b>	16840	2"	---	15	15	3.188	2.938	.688
<b>657S</b>	16841	2-1/2"	---	12	19	3.875	3.688	.750
<b>658S</b>	16842	3"	---	6	15	4.375	4.313	.938
<b>659S</b>	16843	3-1/2"	---	6	16	4.500	4.875	.938
<b>660S</b>	16844	4"	---	6	21	4.750	5.375	.938

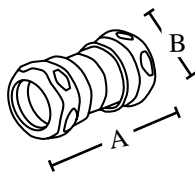
## Compression Type with Insulated Throat - Steel



1/2"-2" E18472  
2-1/2"-4" E148716

Catalog Number	UPC	Size	Unit Carton	Ship Case	Weight/Case	A	B	C
<b>651Si</b>	16850	1/2"	25	250	30	1.750	1.250	.406
<b>652Si</b>	16860	3/4"	25	250	43	1.813	1.563	.406
<b>653Si</b>	16870	1"	10	100	25	2.000	1.813	.406
<b>654Si</b>	16880	1-1/4"	---	25	12	2.750	2.188	.500
<b>655Si</b>	16890	1-1/2"	---	20	12	3.000	2.438	.500
<b>656Si</b>	16900	2"	---	15	15	3.188	2.938	.688
<b>657Si</b>	16901	2-1/2"	---	12	19	3.875	3.688	.750
<b>658Si</b>	16902	3"	---	6	15	4.375	4.313	.938
<b>659Si</b>	16903	3-1/2"	---	6	16	4.500	4.875	.938
<b>660Si</b>	16904	4"	---	6	21	4.750	5.375	.938

## Compression Type Coupling - Steel



E18472

UL Standard: 514B  
Fed. Spec. W-F-408E  
NEMA: FB 1

Catalog Number	UPC	Size	Unit Carton	Ship Case	Weight/Case	A	B
<b>661S</b>	17010	1/2"	25	250	32	1.688	1.250
<b>662S</b>	17020	3/4"	25	250	40	2.000	1.563
<b>663S</b>	17030	1"	10	100	31	2.125	1.813
<b>664S</b>	17040	1-1/4"	---	25	15	3.063	2.188
<b>665S</b>	17050	1-1/2"	---	20	15	3.125	2.438
<b>666S</b>	17060	2"	---	15	18	3.375	2.938
<b>667S</b>	17061	2-1/2"	---	6	14	4.875	3.688
<b>668S</b>	17062	3"	---	6	19	5.250	4.313
<b>669S</b>	17063	3-1/2"	---	6	21	5.500	4.875
<b>670S</b>	17064	4"	---	3	15	5.750	5.375



# EMT Connectors and Couplings

## Compression Type - Raintight - Steel

### Features

- Compression type connector and couplings
- Concrete tight and raintight
- Assembled with a steel locknut & gasket
- Available with insulated throat

- Couplings: Use to join two lengths of EMT

### Standard Material

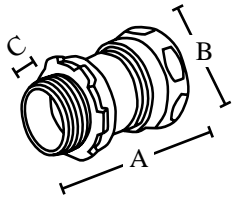
- Steel

### Standard Finish

- Zinc plated

### Applications

- Connectors: Use to join EMT to box or enclosure



1/2"-2" E18472  
2-1/2"-4" E148716

Catalog Number	UPC	Size	Unit Carton	Ship Case	Weight/Case	A	B	C
651SRT	83059	1/2"	25	250	30	.689	.500	1.125
652SRT	83060	3/4"	25	250	43	.750	.500	1.375
653SRT	83061	1"	10	100	25	.846	.562	1.687
654SRT	83062	1-1/4"	---	25	12	1.687	1.012	2.062
655SRT	83063	1-1/2"	---	20	12	1.717	1.062	2.250
656SRT	83064	2"	---	15	15	1.875	1.125	2.750
657SRT	83598	2-1/2"	---	12	19	1.968	1.562	3.625
658SRT	83599	3"	---	12	15	2.689	1.562	4.250
659SRT	83600	3-1/2"	---	5	16	2.812	1.812	4.687
660SRT	83659	4"	---	3	21	2.812	1.812	5.187

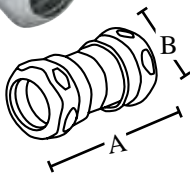
## Compression Type with Insulated Throat - Raintight - Steel



1/2"-2" E18472  
2-1/2"-4" E148716

Catalog Number	UPC	Size	Unit Carton	Ship Case	Weight/Case	A	B	C
651SiRT	83006	1/2"	25	250	30	.689	.500	1.125
652SiRT	83007	3/4"	25	250	43	.750	.500	1.375
653SiRT	83008	1"	10	100	25	.846	.562	1.687
654SiRT	83009	1-1/4"	---	25	12	1.687	1.012	2.062
655SiRT	83010	1-1/2"	---	20	12	1.717	1.062	2.250
656SiRT	83011	2"	---	15	15	1.875	1.125	2.750
657SiRT	83512	2-1/2"	---	12	19	1.968	1.562	3.625
658SiRT	83513	3"	---	6	15	2.689	1.562	4.250
659SiRT	83614	3-1/2"	---	5	16	2.812	1.812	4.687
660SiRT	83615	4"	---	3	21	2.812	1.812	5.187

## Compression Type Raintight Coupling - Steel

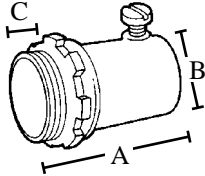


1/2"-2" E18472  
2-1/2"-4" E148716

Catalog Number	UPC	Size	Unit Carton	Ship Case	Weight/Case	A	B
661SRT	83071	1/2"	25	250	35	1.625	1.125
662SRT	83072	3/4"	25	250	25	1.750	1.375
663SRT	83073	1"	10	100	28	1.875	1.687
664SRT	83074	1-1/4"	---	25	15	2.250	2.062
665SRT	83075	1-1/2"	---	20	15	2.250	2.250
666SRT	83076	2"	---	15	18	2.375	2.750
667SRT	83602	2-1/2"	---	12	14	3.875	3.625
668SRT	83603	3"	---	6	19	4.000	4.250
669SRT	83604	3-1/2"	---	5	21	4.687	4.687
670SRT	83605	4"	---	6	15	4.937	5.187

# EMT Connectors and Couplings

## Set Screw Type - Steel



### Features

- Set screw type connectors and couplings
- Concrete tight when taped
- Assembled with a steel locknut
- Available with insulated throat

### Standard Material

- Steel

### Standard Finish

- Zinc plated

### Applications

- Connectors: Use to join EMT to box or enclosure
- Couplings: Use to join two lengths of EMT

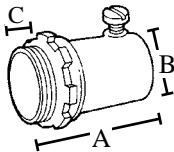
Catalog Number	UPC	Size	Unit Carton	Ship Case	Weight/Case	A	B	C
<b>631S</b>	23000	<b>1/2"</b>	50	500	50	1.531	1.313	.438
<b>632S</b>	23010	<b>3/4"</b>	25	250	35	1.625	1.563	.469
<b>633S</b>	23020	<b>1"</b>	50	200	46	2.250	1.938	.563
<b>634S</b>	23030	<b>1-1/4"</b>	---	25	10	2.500	2.250	.563
<b>635S</b>	23040	<b>1-1/2"</b>	---	25	14	2.750	2.750	.563
<b>636S</b>	23050	<b>2"</b>	---	20	16	3.313	3.563	.750
<b>637S*</b>	23060	<b>2-1/2"</b>	---	12	17	3.813	4.188	.938
<b>638S*</b>	23070	<b>3"</b>	---	12	22	3.938	4.688	.938
<b>639S*</b>	23080	<b>3-1/2"</b>	---	6	15	4.188	5.188	1.000
<b>640S*</b>	23090	<b>4"</b>	---	6	17	3.75	1.050	4.99

\* EMT and Rigid

1/2"-1" - 1 screw

1-1/4"-4" - 2 screw

## Set Screw Type with Insulated Throat - Steel



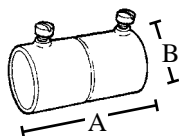
Catalog Number	UPC	Size	Unit Carton	Ship Case	Weight/Case	A	B	C
<b>631Si</b>	23100	<b>1/2"</b>	50	500	50	1.531	1.313	.438
<b>632Si</b>	23110	<b>3/4"</b>	25	250	35	1.625	1.563	.469
<b>633Si</b>	23120	<b>1"</b>	50	200	46	2.250	1.938	.563
<b>634Si</b>	23130	<b>1-1/4"</b>	---	25	10	2.500	2.250	.563
<b>635Si</b>	23140	<b>1-1/2"</b>	---	25	14	2.750	2.750	.563
<b>636Si</b>	23150	<b>2"</b>	---	20	16	3.313	3.563	.750
<b>637Si*</b>	23160	<b>2-1/2"</b>	---	12	17	3.813	4.188	.938
<b>638Si*</b>	23170	<b>3"</b>	---	12	22	3.938	4.688	.938
<b>639Si*</b>	23180	<b>3-1/2"</b>	---	6	15	4.188	5.188	1.000
<b>640Si*</b>	23190	<b>4"</b>	---	6	17	3.75	1.050	4.99

\* EMT and Rigid

1/2"-1" - 1 screw

1-1/4"-4" - 2 screw

## Set Screw Type Coupling - Steel



Catalog Number	UPC	Size	Unit Carton	Ship Case	Weight/Case	A	B
<b>641S</b>	23200	<b>1/2"</b>	50	500	50	1.750	.88
<b>642S</b>	23210	<b>3/4"</b>	25	250	38	2.125	1.06
<b>643S</b>	23220	<b>1"</b>	10	100	24	2.500	1.31
<b>644S</b>	23230	<b>1-1/4"</b>	---	25	11	3.25	1.69
<b>645S</b>	23240	<b>1-1/2"</b>	---	25	17	3.75	1.94
<b>646S</b>	23250	<b>2"</b>	---	20	18	4.00	2.38
<b>647S*</b>	23260	<b>2-1/2"</b>	---	12	19	4.25	3.19
<b>648S*</b>	23270	<b>3"</b>	---	12	26	4.50	3.19
<b>649S*</b>	23280	<b>3-1/2"</b>	---	6	15	4.75	4.31
<b>650S*</b>	23290	<b>4"</b>	---	6	17	5.00	4.81

\* EMT and Rigid

1/2"-1" 2 screw

1-1/4"-4"

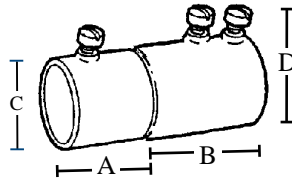
4 screw





# Combination Couplings

## Set Screw Type - EMT to Rigid - Steel



### Features

- Ensures continued mechanical protection
- Concrete tight when taped

### Applications

- Indoor use only
- Use to join EMT conduit to Rigid metal conduit
- Can be used with EMT indoors only

### Standard Material

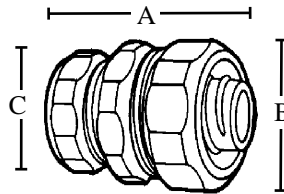
- Steel

### Standard Finish

- Zinc plated

Catalog Number	UPC	Size	Unit Carton	Ship Case	Weight/Case	A	B	C	D	Screws
<b>391S</b>	70210	1/2" - 1/2"	25	250	33	.85	1.200	.720	.855	2
<b>392S</b>	70220	3/4" - 3/4"	10	100	25	1.00	1.310	.940	1.065	2
<b>393S</b>	70230	1" - 1"	10	100	33	1.270	1.530	1.170	1.320	3

## Compression Type - EMT to Liquidtight - Steel



### Features

- EMT to liquidtight
- Compression type
- Reusable ferrule

### Applications

- Use to connect LT conduit to EMT 1/2" through 1", ideal for rooftop HVAC air conditioners and motor hook-ups
- Can be used with EMT indoors only

### Standard Material

- Steel

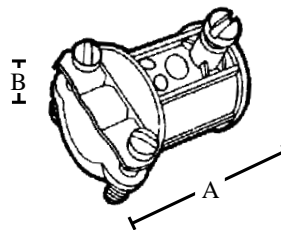
### Standard Finish

- Zinc plated

Catalog Number	UPC	Size	Unit Carton	Ship Case	Weight/Case	A	B	C
<b>271</b>	12260	1/2"-1/2"	25	250	20	1.64	1.39	1.09
<b>272</b>	12270	3/4"-3/4"	20	200	14	1.75	1.72	1.30
<b>273</b>	12280	1"-1"	10	100	16	2.00	1.75	1.50

## Set Screw to Clamp Type - EMT to BX or NM Cable

### Zinc Die Cast



### Features

- Set screw to clamp type
- Combination coupling used to join EMT to BX or NM Cable

### Applications

- Indoor use only
- Use to join EMT to nonmetallic sheathed cable. #14/2, #12/3 or 2 #14/2

### Standard Material

- Zinc die cast

Catalog Number	UPC	Size	Unit Carton	Ship Case	Weight/Case	A	B (Min.)	B (Max.)
<b>180</b>	11410	1/2" - 3/8"	50	500	40	1.35	.17	.63

# EMT Connectors and Couplings

## Compression Type - Zinc Die Cast

### Features

- Compression type connector
- Concrete tight
- Assembled with a die cast locknut
- Available with insulated throat

### Applications

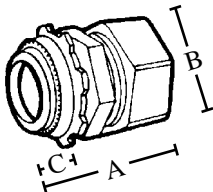
- Connectors; use to join EMT to box or enclosure
- Couplings; use to join two lengths of EMT

### Standard Material

- Zinc die cast



1/2"-2" E18472  
2-1/2"-4" E148716

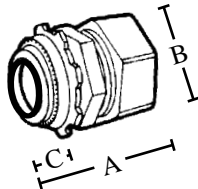


Catalog Number	UPC	Size	Unit Carton	Ship Case	Weight/Case	A	B	C
651	16590	1/2"	50	500	50	1.26	1.26	.420
652	16600	3/4"	25	250	35	1.34	1.34	.420
653	16610	1"	50	200	40	1.49	1.49	.525
654	16620	1-1/4"	---	25	10	1.67	1.67	.630
655	16630	1-1/2"	---	20	11	1.87	1.87	.620
656	16640	2"	---	15	12	2.01	2.01	.680
657	16650	2-1/2"	---	12	13	2.63	2.63	.860
658	16660	3"	---	12	16	2.77	2.77	1.01
659	16670	3-1/2"	---	10	18	2.77	2.77	.94
660	16680	4"	---	6	12	2.77	2.77	1.00

## Compression Type with Insulated Throat - Zinc Die Cast

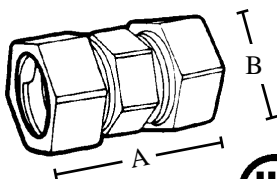


E18472



Catalog Number	UPC	Size	Unit Carton	Ship Case	Weight/Case	A	B	C
651i	16690	1/2"	50	200	50	1.26	1.26	.420
652i	16700	3/4"	25	250	35	1.34	1.34	.420
653i	16710	1"	50	200	40	1.49	1.49	.525
654i	16720	1-1/4"	---	25	10	1.67	1.67	.630
655i	16730	1-1/2"	---	20	11	1.87	1.87	.620
656i	16740	2"	---	15	12	2.01	2.01	.680
657i	16750	2-1/2"	---	12	13	2.63	2.63	.860
658i	16760	3"	---	12	16	2.77	2.77	1.01
659i	16770	3-1/2"	---	10	18	2.77	2.77	.94
660i	16780	4"	---	6	12	2.77	2.77	1.00

## Compression Type Coupling - Zinc Die Cast



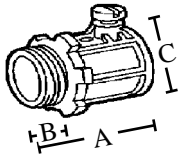
1/2"-2" E18472  
2-1/2"-4" E148716

Catalog Number	UPC	Size	Unit Carton	Ship Case	Weight/Case	A	B
661	16910	1/2"	50	500	60	1.50	1.10
662	16920	3/4"	25	250	48	1.62	1.31
663	16930	1"	50	200	56	1.84	1.67
664	16940	1-1/4"	---	25	11	2.05	2.10
665	16950	1-1/2"	---	20	14	2.47	2.30
666	16960	2"	---	15	14	2.56	2.85
667	16970	2-1/2"	---	12	16	3.29	3.70
668	16980	3"	---	12	21	3.42	4.49
669	16990	3-1/2"	---	10	22	3.51	5.06
670	17000	4"	---	6	15	3.54	5.63



# EMT Connectors and Couplings

## Set Screw Type - Zinc Die Cast



1/2"-2" E18472  
2-1/2"-4" E148716

### Features

- Set screw type connector
- Concrete tight when taped
- Assembled with a die cast locknut
- Available with insulated throat

### Applications

- Use to join EMT to box or enclosure

### Standard Material

- Zinc die cast

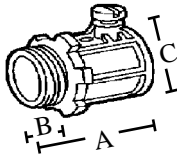
Catalog Number	UPC	Size	Unit Carton	Ship Case	Weight/Case	A	B	C
631	16290	1/2"	50	500	35	1.16	.400	1.06
632	16300	3/4"	25	250	25	1.39	.400	1.30
633	16310	1"	---	50	30	1.55	.520	1.52
634	16320	1-1/4"	---	25	8	1.93	.560	1.95
635	16330	1-1/2"	---	25	10	2.28	.720	1.18
636	16340	2"	---	20	11	2.50	.730	2.64
637*	16350	2-1/2"	---	12	10	3.08	.920	3.27
638*	16360	3"	---	12	12	3.37	1.050	3.91
639*	16370	3-1/2"	---	10	13	3.46	1.050	4.46
640*	16380	4"	---	6	9	3.75	1.050	4.99

\* EMT and Rigid

1/2"-1" 2 Screw,

1-1/4"-4" 4 Screw

## Set Screw Type with Insulated Throat - Zinc Die Cast



1/2"-2" E18472  
2-1/2"-4" E148716


Catalog Number	UPC	Size	Unit Carton	Ship Case	Weight/Case	A	B	C
631i	16390	1/2"	50	500	35	1.16	.400	1.06
632i	16400	3/4"	25	250	25	1.39	.400	1.30
633i	16410	1"	50	200	30	1.55	.520	1.52
634i	16420	1-1/4"	---	25	8	1.93	.560	1.95
635i	16430	1-1/2"	---	25	10	2.28	.720	1.18
636i	16440	2"	---	20	11	2.50	.730	2.64
637i*	16450	2-1/2"	---	12	10	3.08	.920	3.27
638i*	16460	3"	---	12	12	3.37	1.050	3.91
639i*	16470	3-1/2"	---	10	13	3.46	1.050	4.46
640i*	16480	4"	---	6	8	3.75	1.050	4.99

\* EMT and Rigid

1/2"-1" 2 Screw,

1-1/4"-4" 4 Screw

## Set Screw Type Coupling - Zinc Die Cast



1/2"-2" E18472  
1/2"-4" E148716  
UL Standard: 514B  
Fed. Spec. W-F-408E  
NEMA: FB 1

Catalog Number	UPC	Size	Unit Carton	Ship Case	Weight/Case	A	B
641	16490	1/2"	50	500	35	1.53	0.93
642	16500	3/4"	25	250	25	1.92	1.16
643	16510	1"	50	200	28	1.00	1.44
644	16520	1-1/4"	---	25	8	2.52	1.84
645	16530	1-1/2"	---	25	15	2.85	2.05
646	16540	2"	---	20	11	3.41	2.51
647	16550	2-1/2"	---	12	9	4.21	3.30
648	16560	3"	---	12	12	4.67	4.01
649	16570	3-1/2"	---	10	12	4.85	4.52
650	16580	4"	---	6	10	5.47	5.01

1/2"-1" 2 Screw,

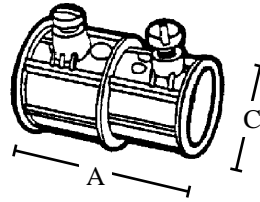
1-1/4"-4" 4 Screw

# Combination Couplings

## Set Screw Type - EMT to BX - Zinc Die Cast



E148716



### Features

- Screw in type
- Combination coupling used to join BX cable to EMT

### Applications

- Indoor use only
- Use to join 1/2" EMT to 3/8" BX Cable

### Standard Material

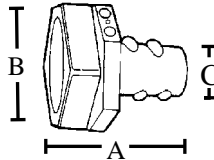
- Zinc die cast

Catalog Number	UPC	Size	Unit Carton	Ship Case	Weight/Case	A	B	C
<b>590</b>	15780	<b>1/2" - 3/8"</b>	25	250	15	1.25	.93	.78

## Screw In Type - EMT Compression to Flex - Zinc Die Cast



E148716



### Features

- Screw in to compression type
- Combination coupling used to join flexible metal conduit to EMT

### Applications

- Indoor use only
- Use to join EMT conduit to flexible metallic conduit
- Suitable for: 1/2" steel, steel reduced wall, and aluminum flexible metal conduit to EMT, 3/4"-1" flexible metal conduit to EMT

### Standard Material

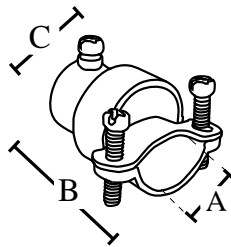
- Zinc die cast

Catalog Number	UPC	Size	Unit Carton	Ship Case	Weight/Case	A	B	C
<b>131</b>	10840	<b>1/2"-1/2"</b>	50	500	40	1.660	1.000	.723
<b>132</b>	10850	<b>3/4"-3/4"</b>	25	250	28	1.680	1.180	.931
<b>133</b>	10860	<b>1"-1"</b>	25	250	58	1.895	1.625	1.070

## Set Screw to Clamp Type - EMT to Flex - Zinc Die Cast



E148716



### Features

- Tri combo screw
- Set screw to clamp type
- EMT to flex combination coupling
- UL listed

### Applications

- Indoor use only
- Use to join EMT conduit to flexible metal conduit

### Standard Material

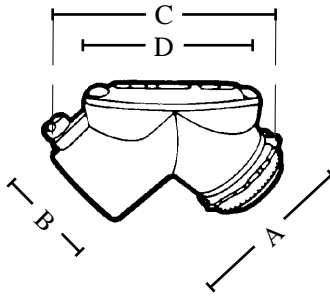
- Zinc die cast

Catalog Number	UPC	Size	Unit Carton	Ship Case	Weight/Case	A	B	C
<b>181</b>	11420	<b>1/2"-1/2"</b>	25	250	25	.875	1.625	1.125
<b>182</b>	11430	<b>3/4"-3/4"</b>	---	100	15	1.00	1.875	1.25
<b>182A</b>	11431	<b>1"-1"</b>	---	50	13	.75	2.00	1.3125



# EMT 90° Angle EMT Pull Elbows

## Set Screw Type - EMT to Box - Zinc Die Cast



### Features

- Removable aluminum cover facilitates wire pulling
- Die cast locknut provided

### Applications

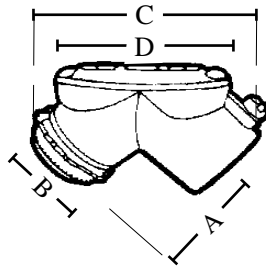
- Dry location use
- Use to connect EMT conduit to a metal outlet box or enclosure to form a 90° bend

### Standard Material

- Zinc die cast

Catalog Number	UPC	Size	Unit Carton	Ship Case	Weight/Case	A	B	C	D
<b>371</b>	13610	<b>1/2"</b>	10	100	22	1.31	.93	2.40	1.80
<b>372</b>	13620	<b>3/4"</b>	5	50	17	1.47	1.22	2.66	2.14

## Threaded Set Screw Type - EMT to Box - Zinc Die Cast



### Features

- Rigid to box pull elbows/EMT & Rigid
- Removable cover facilitates wire pulling
- Neoprene gasket

### Applications

- Indoor or outdoor use
- Use to connect a run of threaded Rigid or IMC conduit to an outlet box or other metal enclosure
- Can be used with EMT indoors only

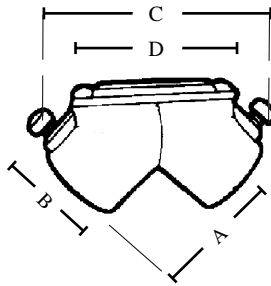
### Standard Material

- Zinc die cast

Catalog Number	UPC	Size	Unit Carton	Ship Case	Weight/Case	A	B	C	D
<b>361SS</b>	85034	<b>1/2"</b>	10	100	31	1.31	1.09	2.40	1.80
<b>362SS</b>	85035	<b>3/4"</b>	5	50	18	1.47	1.29	2.66	2.14
<b>363SS</b>	85036	<b>1"</b>	---	25	21	2.80	1.60	3.66	3.16
<b>364SS</b>	85037	<b>1-1/4"</b>	---	20	25	3.13	1.96	5.16	3.24

# EMT 90° Angle EMT Pull Elbows

## Threaded Set Screw Type - Rigid to Rigid/EMT to Rigid



### Features

- Rigid to rigid pull elbows/EMT & Rigid
- Removable cover facilitates wire pulling
- Neoprene gasket

### Applications

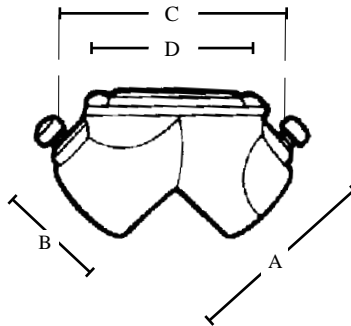
- Indoor or outdoor use (Rigid only)
- Use as a wire pulling elbow to facilitate wire pulling through a sharp bend in a run of threaded Rigid or IMC conduit
- Can be used with EMT indoors only

### Standard Material

- Zinc die cast

Catalog Number	UPC	Size	Unit Carton	Ship Case	Weight/Case	A	B	C	D
<b>351SS</b>	85030	<b>1/2"</b>	10	100	28	1.31	1.09	2.50	1.78
<b>352SS</b>	85031	<b>3/4"</b>	5	50	17	1.43	1.29	2.76	2.13
<b>353SS</b>	85032	<b>1"</b>	---	25	16	1.95	1.59	3.86	3.17
<b>354SS</b>	85033	<b>1-1/4"</b>	---	20	18	2.26	1.97	4.56	3.25

## Set Screw Type - EMT to EMT - Zinc Die Cast



### Features

- Corrosion resistant fabrication
- Removable cover facilitates wire pulling

### Applications

- Dry location use
- Use to connect EMT conduit together on a 90° bend

### Standard Material

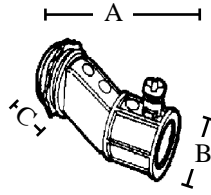
- Zinc die cast

Catalog Number	UPC	Size	Unit Carton	Ship Case	Weight/Case	A	B	C	D
<b>381</b>	13630	<b>1/2"</b>	10	100	24	1.31	.94	2.50	1.78
<b>382</b>	13640	<b>3/4"</b>	5	50	19	1.59	1.24	2.76	2.13
<b>383</b>	13650	<b>1"</b>	---	25	16	1.94	1.61	3.86	3.17
<b>384</b>	13660	<b>1-1/4"</b>	---	20	20	2.26	2.00	4.56	3.25



# EMT Offset Connectors

## EMT to Box - Set Screw Type - Zinc Die Cast



### Features

- Concrete tight when taped

### Applications

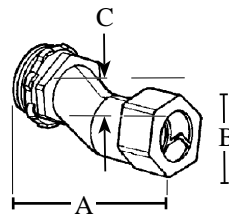
- Indoor or outdoor use
- Use to connect EMT conduit to a metal outlet box or enclosure where an offset is desired

### Standard Material

- Zinc die cast

Catalog Number	UPC	Size	Unit Carton	Ship Case	Weight/Case	A	B	C
<b>771</b>	17960	<b>1/2"</b>	10	100	12	2.10	.94	.52
<b>772</b>	17970	<b>3/4"</b>	10	100	19	3.00	1.16	.52
<b>773</b>	17980	<b>1"</b>	10	100	25	3.16	1.42	.67

## EMT to Box - Compression Type - Zinc Die Cast



### Features

- Concrete tight

### Applications

- Indoor or outdoor use
- Use to connect EMT conduit to a metal outlet box or enclosure where an offset is desired

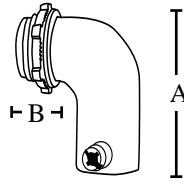
### Standard Material

- Zinc die cast

Catalog Number	UPC	Size	Unit Carton	Ship Case	Weight/Case	A	B	C
<b>781</b>	17990	<b>1/2"</b>	20	200	26	2.13	1.00	.52
<b>782</b>	18000	<b>3/4"</b>	10	100	21	2.90	1.19	.75

# EMT 90° Angle Connectors

## Set Screw Type - Zinc Die Cast



### Features

- Concrete tight when taped
- For use with 1/2"-3/4" EMT

### Applications

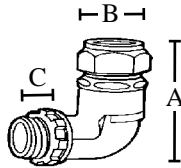
- Indoor or outdoor use
- Short radius
- Use to connect EMT conduit to a steel outlet box or enclosure where a close radius is desired

### Standard Material

- Zinc die cast

Catalog Number	UPC	Size	Unit Carton	Ship Case	Weight/Case	A	B
161	11350	1/2"	25	250	40	1.66	.52
162	11360	3/4"	20	200	50	1.98	.52

## Compression Type - Zinc Die Cast



### Features

- Concrete tight
- Exceptional wire pulling capability

### Applications

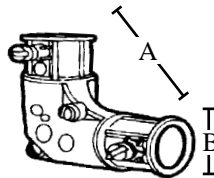
- Indoor or outdoor use
- Use to connect EMT conduit to a steel outlet box or enclosure where a large radius is desired

### Standard Material

- Zinc die cast

Catalog Number	UPC	Size	Unit Carton	Ship Case	Weight/Case	A	B	C
431	13960	1/2"	25	250	50	1.75	.83	.52
432	13970	3/4"	20	200	52	1.86	.95	.52
433	13980	1"	10	100	46	2.21	1.12	.67

## Set Screw Type – EMT to EMT - Inside Corner - Zinc Die Cast



### Features

- Set screw assembly provides concrete tight connections when taped
- Removable cover facilitates wire pulling

### Applications

- Dry location use
- Use to connect EMT conduit together on a 90° inside corner

### Standard Material

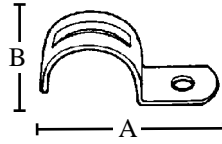
- Zinc die cast

Catalog Number	UPC	Size	Unit Carton	Ship Case	Weight/Case	A	B
341	13470	1/2"	10	100	20	1.81	1.00
342	13480	3/4"	5	50	15	2.00	1.25



# EMT Straps

## Snap-On Type - One Hole - Steel



### Features

- Snap-on type EMT strap with one hole
- Inverted rib for strength

### Applications

- Support EMT conduit

### Standard Material

- Steel

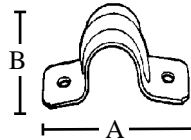
### Standard Finish

- Zinc plated

Catalog Number	UPC	Size	Unit Carton	Ship Case	Weight/Case	A	B
511	15610	1/2"	100	1000	25	1.79	.57
512	15620	3/4"	100	1000	30	1.96	.62
513	15630	1"	50	500	25	2.25	.75
514	15640	1-1/4"	25	250	20	2.85	.88
515	15650	1-1/2"	10	100	12	3.16	.99
516	15660	2"	10	100	16	3.93	1.10
517*	15670	2-1/2"	---	50	21	5.00	1.28
518*	15680	3"	---	25	13	5.55	1.28
519*	15690	3-1/2"	---	25	18	6.37	1.28
520*	15700	4"	---	25	20	6.87	1.28

\*EMT and Rigid

## Snap-On Type - Two Hole - Steel



### Features

- Snap-on type EMT strap with two holes

### Applications

- Use to support EMT conduit where greater load bearing is required

### Standard Material

- Steel

### Standard Finish

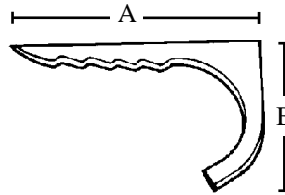
- Zinc plated

Catalog Number	UPC	Size	Unit Carton	Ship Case	Weight/Case	A	B
521	14950	1/2"	50	500	10	2.20	.56
522	14960	3/4"	50	500	10	2.67	.62
523	14970	1"	50	500	15	2.97	.68
524	14980	1-1/4"	20	200	12	3.67	.75
525	14990	1-1/2"	20	200	16	4.22	.88
526	15000	2"	---	50	7	4.91	1.00
527*	15010	2-1/2"	---	25	6	5.91	1.00
528*	15020	3"	---	25	7	6.71	1.00
529*	15030	3-1/2"	---	25	8	7.51	1.00
530*	15040	4"	---	25	7	8.31	1.00

\*EMT and Rigid

# EMT Drive Straps

## Flat Type - Steel



### Features

- Flat style
- High strength steel construction

### Applications

- Indoor or outdoor use
- To secure EMT conduit to a wood or masonry surface

### Standard Material

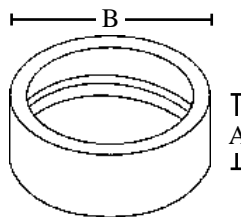
- Steel

### Standard Finish

- Zinc plated

Catalog Number	UPC	Size	Unit Carton	Ship Case	Weight/Case	A	B
<b>DS1</b>	20380	<b>1/2"</b>	100	1000	10	2.13	1.10
<b>DS2</b>	20390	<b>3/4"</b>	100	1000	18	2.13	1.20
<b>DS3</b>	20400	<b>1"</b>	100	1000	23	2.25	1.50

# EMT Insulating Bushings



### Features

- Provides smooth, rounded surfaces at ends of raceways and avoids abrasion damage to cables

### Applications

- Indoor use only
- Protects cables in communications and security systems against abrasion from edge of EMT

### Standard Material

- Polyethylene

Catalog Number	UPC	Size	Unit Carton	Ship Case	Weight/Case	A	B
<b>1661</b>	18451	<b>1/2"</b>	100	1000	5	.522	.570
<b>1662</b>	18452	<b>3/4"</b>	100	1000	6	.538	.764
<b>1663</b>	18453	<b>1"</b>	50	500	5	.614	.954
<b>1664</b>	18454	<b>1-1/4"</b>	25	250	4	.620	1.26
<b>1665</b>	18455	<b>1-1/2"</b>	25	250	5	.620	1.44
<b>1666</b>	18456	<b>2"</b>	20	200	5	.619	1.86
<b>1667*</b>	18457	<b>2-1/2"</b>	---	25	1	1.12	2.34
<b>1668*</b>	18458	<b>3"</b>	---	25	2	1.19	2.78
<b>1669*</b>	18459	<b>3-1/2"</b>	---	25	2	1.22	3.27
<b>1670*</b>	18460	<b>4"</b>	---	25	2	1.22	3.71

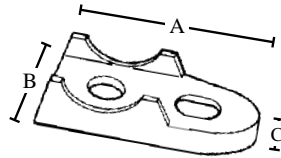
\*EMT and Rigid

# EMT/Rigid Clampbacks

## Malleable Iron



E174011



### Features

- Extensive size range for multiple specifications

### Applications

- Indoor or outdoor use
- Use to provide spacing between mounting surface and EMT and Rigid conduit

### Standard Material

- Malleable iron

### Standard Finish

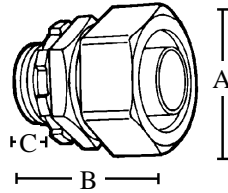
- Zinc plated

Catalog Number	UPC	Size	Unit Carton	Ship Case	Weight/Case	A	B	C
<b>481</b>	14510	<b>1/2"</b>	25	250	16	2.06	1.00	.50
<b>482</b>	14520	<b>3/4"</b>	25	250	22	2.38	1.06	.50
<b>483</b>	14530	<b>1"</b>	25	250	35	2.94	1.25	.56
<b>484</b>	14540	<b>1-1/4"</b>	10	100	21	3.50	1.88	.75
<b>485</b>	14550	<b>1-1/2"</b>	10	100	27	3.81	1.44	.81
<b>486</b>	14560	<b>2"</b>	5	50	22	4.75	1.94	1.00
<b>487</b>	14570	<b>2-1/2"</b>	---	25	14	5.75	2.44	.75
<b>488</b>	14580	<b>3"</b>	---	10	9	6.69	2.63	.88
<b>489</b>	14590	<b>3-1/2"</b>	---	10	14	7.13	2.88	1.06
<b>489A</b>	14600	<b>4"</b>	---	10	18	8.88	3.06	1.06
<b>489B</b>	14601	<b>5"</b>	---	10	25	10.13	3.75	.60
<b>489C</b>	14602	<b>6"</b>	---	10	30	12.19	4.00	.75



# Straight Liquidtight Connectors

## Zinc



### Features

- Straight component type connectors
- Assembled with a die cast locknut

### Applications

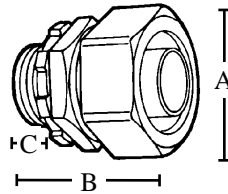
- For use with metallic and non-metallic "Type B" liquidtight conduit

### Standard Material

- Zinc die cast

Catalog Number	UPC	Conduit Size	Unit Carton	Ship Case	Weight/Case	A	B	C
470	14250	3/8" 1/2" KO	20	200	36	1.446	1.260	.400
471	14260	1/2"	20	200	40	1.500	1.385	.420
472	14270	3/4"	10	100	23	1.603	1.720	.420
473	14280	1"	5	50	20	1.792	1.900	.550
474	14290	1-1/4"	5	50	30	1.900	2.290	.546
475	14300	1-1/2"	2	20	15	1.737	2.633	.520
476	14310	2"	2	20	24	2.080	3.156	.585
477	14320	2-1/2"	---	1	1	3.025	4.205	.775
478	14330	3"	---	1	2	3.530	4.910	.920
479	14340	3-1/2"	---	1	3	3.660	5.470	.920
480	14350	4"	---	1	4	3.875	5.925	.987

## With Insulated Throat - Zinc



### Features

- Straight component type connectors
- Assembled with a die cast locknut
- Insulated throat protects against abrasion damage

### Applications

- For use with metallic and non-metallic "Type B" liquidtight conduit

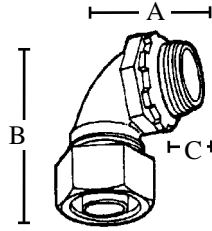
### Standard Material

- Zinc die cast

Catalog Number	UPC	Size	Unit Carton	Ship Case	Weight/Case	A	B	C
470i	14360	3/8" 1/2" KO	20	200	40	1.446	1.260	.400
471i	14370	1/2"	20	200	34	1.500	1.385	.420
472i	14380	3/4"	10	100	25	1.603	1.720	.420
473i	14390	1"	5	50	22	1.792	1.900	.550
474i	14400	1-1/4"	5	50	34	1.900	2.290	.546
475i	14410	1-1/2"	2	20	18	1.937	2.633	.520
476i	14420	2"	2	20	28	2.080	3.156	.585

# 90° Liquidtight Connectors

## Zinc



### Features

- 90° component type connectors
- Assembled with a die cast locknut
- Liquidtight, raintight, oiltight

### Applications

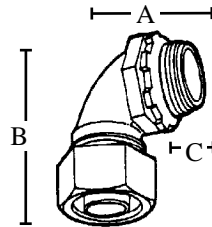
- For use with metallic and non-metallic "Type B" liquidtight conduit

### Standard Material

- Zinc die cast

Catalog Number	UPC	Conduit Size	Unit Carton	Ship Case	Weight/Case	A	B	C
490	14610	3/8" 1/2" KO	10	100	27	2.062	2.340	.52
491	14620	1/2"	10	100	28	2.220	2.340	.52
492	14630	3/4"	10	100	38	2.550	3.550	.68
493	14640	1"	5	50	32	2.820	3.785	.67
494	14650	1-1/4"	2	20	20	3.362	3.960	.70
495	14660	1-1/2"	2	20	26	3.450	4.130	.70
496	14670	2"	1	10	19	4.036	4.700	.57
497	14680	2-1/2"	---	1	4	5.215	5.375	.77
498	14690	3"	---	1	5	6.100	6.500	1.10
499	14700	3-1/2"	---	1	6	6.715	7.450	1.10
500	14710	4"	---	1	7	6.780	8.00	1.10

## With Insulated Throat - Zinc



### Features

- 90° component type connectors
- Assembled with a die cast locknut
- Insulated throat protects against abrasion damage

### Applications

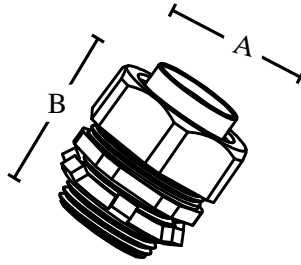
- For use with metallic and non-metallic "Type B" liquidtight conduit

### Standard Material

- Zinc die cast

Catalog Number	UPC	Size	Unit Carton	Ship Case	Weight/Case	A	B	C
490i	14720	3/8" 1/2" KO	10	100	30	2.062	2.340	.52
491i	14730	1/2"	10	100	27	2.220	2.340	.52
492i	14740	3/4"	10	100	39	2.550	3.550	.68
493i	14750	1"	5	50	33	2.820	3.785	.67
494i	14760	1-1/4"	2	20	21	3.362	3.960	.70
495i	14770	1-1/2"	2	20	26	3.450	4.130	.70
496i	14780	2"	1	10	20	4.036	4.700	.57

# Straight Liquidtight Connectors with Insulated Throat - Malleable Iron



## Features

- Liquidtight, raintight, oiltight
- Suitable for wet location use
- Tapered threaded male hub NPT
- Insulated throat protects conductors from abrasion damage
- Compact slim diameter with small turning radius
- Zinc electro plated for excellent durability

## Applications

- To secure, ground and seal liquidtight conduit to a box or enclosure
- UL listed liquidtight flexible metal conduit fittings are suitable for use in the following hazardous locations under: NEC 501-4(b), 502-4(a), (2)503-3(a) Class I Div.2, Class II Div.1 and 2, Class III Div.1 and 2 and are suitable for grounding in sizes 3/8" through 1-1/2" under NEC 351-I

## Standard Material

- Malleable iron
- Steel locknut

## Standard Finish

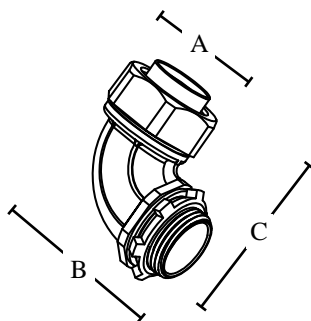
- Zinc plated

Catalog Number	UPC	Conduit Size	Unit Carton	Ship Case	Weight/ Case	A	B
<b>470S</b>	14430	<b>3/8" 1/2" KO</b>	25	250	25	1.18	1.72
<b>471S</b>	14440	<b>1/2"</b>	20	200	26	1.36	1.73
<b>472S</b>	14450	<b>3/4"</b>	10	100	18	1.61	1.81
<b>473S</b>	14460	<b>1"</b>	5	50	16	1.89	1.85
<b>474S</b>	33620	<b>1-1/4"</b>	5	50	37	2.39	2.05
<b>475S</b>	33630	<b>1-1/2"</b>	2	20	21	2.62	2.38
<b>476S</b>	33640	<b>2"</b>	2	20	33	3.24	2.49
<b>477S</b>	33650	<b>2-1/2"</b>	---	1	3	3.89	3.21
<b>478S</b>	33660	<b>3"</b>	---	1	4	4.74	3.37
<b>479S</b>	33670	<b>3-1/2"</b>	---	1	4	5.31	3.40
<b>480S</b>	33680	<b>4"</b>	---	1	5	5.82	3.66
<b>480SA*</b>	85294	<b>5"</b>	---	1	8	6.06	4.63
<b>480SB*</b>	85324	<b>6"</b>	---	1	14	7.75	4.94

\*480SA and 480SB not UL listed



# 90° Liquidtight Connectors with Insulated Throat - Malleable Iron



### Features

- Liquidtight, raintight, oiltight
- Suitable for wet location use
- Tapered threaded male hub NPT
- Insulated throat protects conductors from abrasion damage
- Compact slim diameter with small turning radius
- Zinc electro plated for excellent durability

### Applications

- To secure, ground and seal liquidtight conduit to a box or enclosure
- UL listed liquidtight flexible metal conduit fittings are suitable for use in the following hazardous locations under: NEC 501-4(b), 502-4(a), (2)503-3(a) Class I Div.2, Class II Div.1 and 2, Class III Div.1 and 2 and are suitable for grounding in sizes 3/8" through 1-1/2" under NEC 351-1

### Standard Material

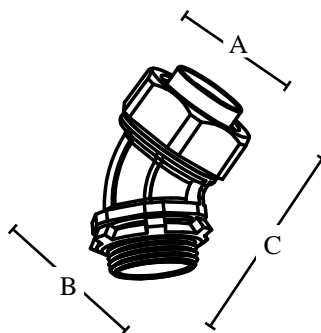
- Malleable iron
- Steel locknut

### Standard Finish

- Zinc plated

Catalog Number	UPC	Conduit Size	Unit Carton	Ship Case	Weight/Case	A	B	C
490S	14790	3/8" 1/2" KO	10	100	26	1.18	1.96	2.47
491S	14800	1/2"	10	100	26	1.36	2.10	2.54
492S	14810	3/4"	10	100	24	1.61	2.45	2.82
493S	14820	1"	5	50	34	1.89	2.83	3.08
494S	33690	1-1/4"	2	20	24	2.39	3.15	3.53
495S	33700	1-1/2"	2	20	40	2.62	3.50	4.17
496S	33710	2"	1	20	28	3.24	4.02	4.69
497S	33720	2-1/2"	---	1	7	3.89	6.23	6.74
498S	33730	3"	---	1	11	4.74	6.91	7.52
499S	33730	3-1/2"	---	1	9	5.31	7.57	7.93
500S	33750	4"	---	1	10	5.82	8.07	8.72

# 45° Liquidtight Connectors with Insulated Throat - Malleable Iron



## Features

- Liquidtight, raintight, oiltight
- Suitable for wet locations
- Tapered threaded male hub NPT
- Insulated throat protects conductors from abrasion damage
- Compact slim diameter with small turning radius
- Zinc electro plated for excellent durability

## Applications

- To secure, ground and seal liquidtight conduit to a box or enclosure
- UL listed liquidtight flexible metal conduit fittings are suitable for use in the following hazardous locations under: NEC 501-4(b), 502-4(a), (2)503-3(a) Class I Div.2, Class II Div.1 and 2, Class III Div.1 and 2 and are suitable for grounding in sizes 3/8" through 1-1/2" under NEC 351-1

## Standard Material

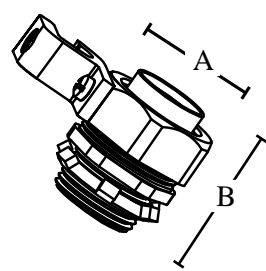
- Malleable iron
- Steel locknut

## Standard Finish

- Zinc plated

Catalog Number	UPC	Conduit Size	Unit Carton	Ship Case	Weight/Case	A	B	C
<b>230S</b>	11960	<b>3/8" 1/2" KO</b>	10	100	24	1.18	1.39	2.51
<b>231S</b>	11970	<b>1/2"</b>	10	100	28	1.36	1.50	2.51
<b>232S</b>	11980	<b>3/4"</b>	10	100	42	1.61	1.73	2.70
<b>233S</b>	11990	<b>1"</b>	5	50	32	1.89	2.11	3.05
<b>234S</b>	33550	<b>1-1/4"</b>	2	20	22	2.39	2.56	3.65
<b>235S</b>	33560	<b>1-1/2"</b>	2	20	32	2.62	2.77	4.01
<b>236S</b>	33570	<b>2"</b>	2	20	49	3.24	3.38	4.64
<b>237S</b>	33580	<b>2-1/2"</b>	---	1	5	3.89	4.68	6.46
<b>238S</b>	33590	<b>3"</b>	---	1	7	4.74	5.33	7.01
<b>239S</b>	33591	<b>3-1/2"</b>	---	1	10	5.31	5.81	7.33
<b>240S</b>	33610	<b>4"</b>	---	1	12	5.82	6.42	8.20

# Straight Liquidtight Connectors With Grounding Lug - Malleable Iron



### Features

- Liquidtight
- Lay-in grounding lug
- Insulated throat protects conductors from abrasion damage
- Zinc electro plated for excellent durability

### Applications

- Use to connect liquidtight conduit and terminate an external bonding conductor that runs parallel to the conduit
- The NEC code specifies length limitations and that the bonding jumper must be parallel to the conduit
- UL listed liquidtight flexible metal conduit fittings are suitable for use in the following hazardous locations under: NEC 501-4(b), 502-4(a), (2)503-3(a) Class I Div.2, Class II Div.1 and 2, Class III Div.1 and 2 and are suitable for grounding in sizes 3/8" through 1-1/2" under NEC 351-1

### Standard Material

- Malleable iron
- Steel locknut
- Aluminum lug

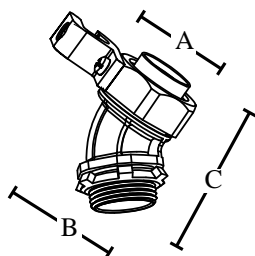
### Standard Finish

- Zinc plated

Catalog Number	UPC	Conduit Size	Lug Size	Unit Carton	Ship Case	Weight/Case	A	B
<b>470SGR</b>	86858	<b>3/8"</b>	14-4	10	100	22	1.18	1.72
<b>471SGR</b>	86859	<b>1/2"</b>	14-4	10	100	23	1.36	1.73
<b>472SGR</b>	86860	<b>3/4"</b>	14-4	5	50	18	1.61	1.81
<b>473SGR</b>	83237	<b>1"</b>	14-4	5	50	24	1.89	1.85
<b>474SGR</b>	86862	<b>1-1/4"</b>	14-4	2	20	16	2.39	2.05
<b>475SGR</b>	86863	<b>1-1/2"</b>	14-4	2	20	18	2.62	2.38
<b>476SGR</b>	86864	<b>2"</b>	14-4	2	20	27	3.24	2.49
<b>477SGR</b>	86865	<b>2-1/2"</b>	1/0-14	---	1	7	3.89	3.21
<b>478SGR</b>	86866	<b>3"</b>	1/0-14	---	1	8	4.74	3.37
<b>479SGR</b>	86867	<b>3-1/2"</b>	6/250	---	1	8	5.31	3.40
<b>480SGR</b>	86868	<b>4"</b>	6/250	---	1	10	5.82	3.66



# 45° Liquidtight Connectors With Grounding Lug - Malleable Iron



## Features

- Liquidtight
- Lay-in grounding lug
- Insulated throat protects conductors from abrasion damage
- Zinc electro plated for excellent durability

## Applications

- Use to connect liquidtight conduit and terminate an external bonding conductor that runs parallel to the conduit
- The NEC code specifies length limitations and that the bonding jumper must be parallel to the conduit
- UL listed liquidtight flexible metal conduit fittings are suitable for use in the following hazardous locations under: NEC 501-4(b), 502-4(a), (2)503-3(a) Class I Div.2, Class II Div.1 and 2, Class III Div.1 and 2 and are suitable for grounding in sizes 3/8" through 1-1/2" under NEC 351-1

## Standard Material

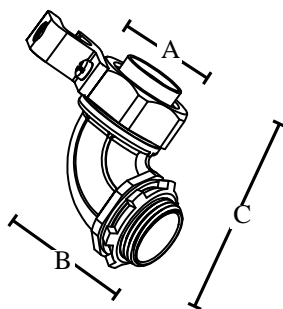
- Malleable iron
- Steel locknut
- Aluminum lug

## Standard Finish

- Zinc plated

Catalog Number	UPC	Conduit Size	Lug Size	Unit Carton	Ship Case	Weight/Case	A	B	C
<b>230SGR</b>	86869	<b>3/8"</b>	14-4	5	50	16	1.18	1.39	2.51
<b>231SGR</b>	86870	<b>1/2"</b>	14-4	5	50	17	1.36	1.50	2.51
<b>232SGR</b>	86871	<b>3/4"</b>	14-4	2	50	24	1.61	1.73	2.70
<b>233SGR</b>	86872	<b>1"</b>	14-4	2	20	16	1.89	2.11	3.05
<b>234SGR</b>	86873	<b>1-1/4"</b>	14-4	2	20	24	2.39	2.56	3.65
<b>235SGR</b>	86874	<b>1-1/2"</b>	14-4	2	20	26	2.62	2.77	4.01
<b>236SGR</b>	86875	<b>2"</b>	14-4	2	20	37	3.24	3.38	4.64
<b>237SGR</b>	86876	<b>2-1/2"</b>	1/0-14	---	1	8	3.89	4.68	6.46
<b>238SGR</b>	86877	<b>3"</b>	1/0-14	---	1	11	4.74	5.33	7.01
<b>239SGR</b>	86878	<b>3-1/2"</b>	6/250	---	1	12	5.31	5.81	7.33
<b>240SGR</b>	86879	<b>4"</b>	6/250	---	1	14	5.82	6.42	8.20

# 90° Liquidtight Connectors With Grounding Lug - Malleable Iron



### Features

- Liquidtight
- Lay-in grounding lug
- Insulated throat protects conductors from abrasion damage
- Zinc electro plated for excellent durability

### Applications

- Use to connect liquidtight conduit and terminate an external bonding conductor that runs parallel to the conduit
- The NEC code specifies length limitations and that the bonding jumper must be parallel to the conduit
- UL listed liquidtight flexible metal conduit fittings are suitable for use in the following hazardous locations under: NEC 501-4(b), 502-4(a), (2)503-3(a) Class I Div.2, Class II Div.1 and 2, Class III Div.1 and 2 and are suitable for grounding in sizes 3/8" through 1-1/2" under NEC 351-1

### Standard Material

- Malleable iron
- Steel locknut
- Aluminum lug

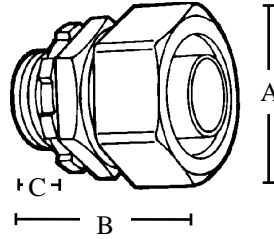
### Standard Finish

- Zinc plated

Catalog Number	UPC	Conduit Size	Lug Size	Unit Carton	Ship Case	Weight/Case	A	B	C
<b>490SGR</b>	86880	<b>3/8"</b>	14-4	5	50	17	1.18	1.96	2.47
<b>491SGR</b>	86881	<b>1/2"</b>	14-4	5	50	24	1.36	2.10	2.54
<b>492SGR</b>	86882	<b>3/4"</b>	14-4	2	20	16	1.61	2.45	2.82
<b>493SGR</b>	86883	<b>1"</b>	14-4	2	20	17	1.89	2.83	3.08
<b>494SGR</b>	86884	<b>1-1/4"</b>	14-4	2	20	25	2.39	3.15	3.53
<b>495SGR</b>	86885	<b>1-1/2"</b>	14-4	2	20	29	2.62	3.50	4.17
<b>496SGR</b>	86886	<b>2"</b>	14-4	2	20	42	3.24	4.02	4.69
<b>497SGR</b>	86887	<b>2-1/2"</b>	1/0-14	---	1	9	3.89	6.23	6.74
<b>498SGR</b>	86888	<b>3"</b>	1/0-14	---	1	11	4.74	6.91	7.52
<b>499SGR</b>	86889	<b>3-1/2"</b>	6/250	---	1	13	5.31	7.57	7.93
<b>500SGR</b>	86890	<b>4"</b>	6/250	---	1	15	5.82	8.07	8.72

# Straight Liquidtight Connectors

## Steel



### Features

- Industrial specification grade, screw machined steel
- UL rated liquidtight
- Includes sealing washer
- Corrosion resistant protection from moisture & oils
- Designed to protect against excessive vibration

### Applications

- Bonds liquidtight conduit to box or enclosure
- Straight type

### Standard Material

- Steel

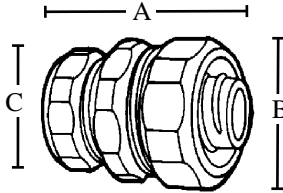
### Standard Material

- Zinc plated

Catalog Number	UPC	Size	Unit Carton	Ship Case	Weight Case	A	B	C
470ST	14439	3/8" 1/2" KO	20	200	26	1.09	1.19	.63
471ST	14441	1/2"	20	200	26	1.19	1.34	.63
472ST	14451	3/4"	10	100	18	1.43	1.43	.63
473ST	14461	1"	5	50	16	1.75	1.63	.66
474ST	14471	1-1/4"	5	50	37	2.16	1.84	.67
475ST	14481	1-1/2"	2	20	21	2.38	2.00	.72
476ST	14491	2"	2	20	3	2.88	2.13	.72

# Combination Couplings

## EMT to Liquidtight - Steel



### Features

- EMT to liquidtight
- Compression type
- Reusable ferrule

### Applications

- Use to connect LT conduit to EMT 1/2" thru 1", ideal for rooftop HVAC air conditioners and motor hook-ups
- Can be used with EMT indoors only

### Standard Material

- Steel

### Standard Finish

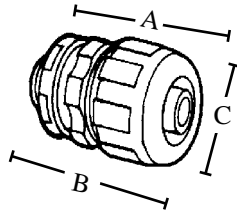
- Zinc plated

Catalog Number	UPC	Size	Unit Carton	Ship Case	Weight/Case	A	B	C
271	12260	1/2"-1/2"	25	250	20	1.64	1.39	1.09
272	12270	3/4"-3/4"	20	200	14	1.75	1.72	1.30
273	12280	1"-1"	10	100	16	2.00	1.75	1.50



# Straight Liquidtight Connectors

## Gray - Nylon



### Features

- For flexible non-metallic liquidtight tubing
- Easy assembly avoids having to remove the compression nut
- Straight type
- Gray

### Applications

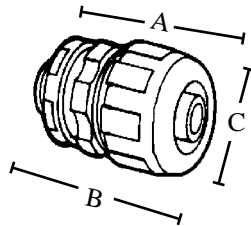
- For use in wet and dry locations

### Standard Material

- 6/6 Nylon

Catalog Number	UPC	Conduit Size	Unit Carton	Ship Case	Weight/Case	A	B	C
<b>P470</b>	21570	<b>3/8" 1/2" KO</b>	25	100	7	2.00	.44	1.09
<b>P471</b>	21580	<b>1/2"</b>	25	100	6	2.00	.44	1.09
<b>P472</b>	21590	<b>3/4"</b>	10	100	8	2.03	.46	1.30
<b>P473</b>	21600	<b>1"</b>	5	50	12	2.25	.57	1.50
<b>P474</b>	21602	<b>1-1/4"</b>	5	50	12	2.00	.57	2.40
<b>P475</b>	21604	<b>1-1/2"</b>	5	20	14	2.25	.57	2.68
<b>P476</b>	21606	<b>2"</b>	2	20	9	2.50	.57	3.31

## Black - Nylon



### Features

- For flexible non-metallic liquidtight tubing
- Easy assembly avoids having to remove the compression nut
- Straight type
- Black

### Applications

- For use in wet and dry locations

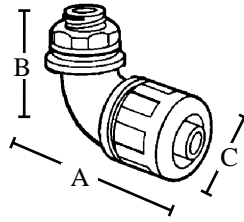
### Standard Material

- 6/6 Nylon

Catalog Number	UPC	Conduit Size	Unit Carton	Ship Case	Weight/Case	A	B	C
<b>P470B</b>	21610	<b>3/8" 1/2" KO</b>	25	100	7	2.00	.44	1.09
<b>P471B</b>	21620	<b>1/2"</b>	25	100	6	2.00	.44	1.09
<b>P472B</b>	21630	<b>3/4"</b>	10	100	8	2.03	.46	1.30
<b>P473B</b>	21640	<b>1"</b>	5	50	12	2.25	.57	1.50
<b>P474B</b>	21721	<b>1-1/4"</b>	5	50	12	2.00	.57	2.40
<b>P475B</b>	21722	<b>1-1/2"</b>	5	50	14	2.25	.57	2.68
<b>P476B</b>	21723	<b>2"</b>	2	20	9	2.50	.57	3.31

# 90° Liquidtight Connectors

## Gray - Nylon



### Features

- For flexible non-metallic liquidtight tubing
- Easy assembly avoids having to remove the compression nut
- 90° angle
- Gray

### Applications

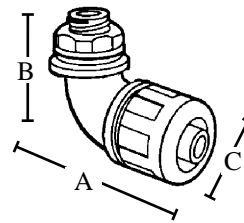
- For use in wet and dry locations

### Standard Material

- 6/6 Nylon

Catalog Number	UPC	Conduit Size	Unit Carton	Ship Case	Weight/Case	A	B	C
<b>P490</b>	21650	<b>3/8" 1/2" KO</b>	10	100	9	2.56	2.14	1.09
<b>P491</b>	21660	<b>1/2"</b>	10	100	8	2.56	2.14	1.09
<b>P492</b>	21670	<b>3/4"</b>	10	100	11	2.84	2.38	1.30
<b>P493</b>	21680	<b>1"</b>	5	50	8	2.25	2.81	1.50
<b>P494</b>	21681	<b>1-1/4"</b>	2	20	8	3.96	3.36	2.40
<b>P495</b>	21682	<b>1-1/2"</b>	2	20	10	4.13	3.45	2.68
<b>P496</b>	21683	<b>2"</b>	1	10	9	4.68	4.04	3.31

## Black - Nylon



### Features

- For flexible non-metallic liquidtight tubing
- Easy assembly avoids having to remove the compression nut
- 90° angle
- Black

### Applications

- For use in wet and dry locations

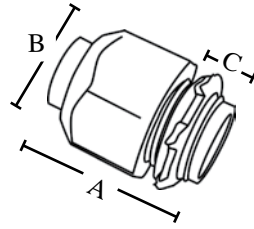
### Standard Material

- 6/6 Nylon

Catalog Number	UPC	Conduit Size	Unit Carton	Ship Case	Weight/Case	A	B	C
<b>P490B</b>	21690	<b>3/8" 1/2" KO</b>	10	100	9	2.56	2.14	1.09
<b>P491B</b>	21700	<b>1/2"</b>	10	100	8	2.56	2.14	1.09
<b>P492B</b>	21710	<b>3/4"</b>	10	100	11	2.84	2.38	1.30
<b>P493B</b>	21720	<b>1"</b>	5	50	8	2.25	2.81	1.50
<b>P494B</b>	21724	<b>1-1/4"</b>	2	20	8	3.96	3.36	2.40
<b>P495B</b>	21725	<b>1-1/2"</b>	2	20	10	4.13	3.45	2.68
<b>P496B</b>	21726	<b>2"</b>	1	10	9	4.68	4.04	3.31

# Straight Liquidtight Connectors

## One Piece Type - PVC



### Features

- One piece type easily affixes to conduit
- Straight

### Applications

- For use in wet and dry locations

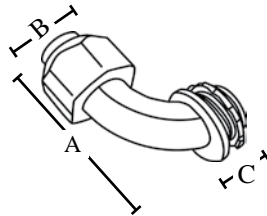
### Standard Material

- PVC

Catalog Number	UPC	Size	Unit Carton	Ship Case	Weight/Case	A	B	C
1501	83022	1/2"	25	100	20	1.750	.500	1.250
1502	83023	3/4"	25	100	28	1.800	.625	1.500

# 90° Liquidtight Connectors

## One Piece Type - PVC



### Features

- Recommended design for appliance or fixture installations
- 90° angle

### Applications

- Dry location use

### Standard Material

- PVC

Catalog Number	UPC	Size	Unit Carton	Ship Case	Weight/Case	A	B	C
1521	83024	1/2"	10	100	28	1.875	.500	3.125
1522	83025	3/4"	10	100	30	2.375	.625	3.500

# Top-Flex 1 Tubing

## Non-Metallic



### Features

- Resists corrosion, abrasion, oil, water, acid, metal shavings, and rough environments
- UL Type B flexible nonmetallic liquidtight conduit

### Applications

- Indoor or outdoor use

### Standard Material

- Integral Rigid and flexible PVC construction

Catalog Number	UPC	Size	Unit Carton	Ship Case	Weight/Case	Outside Diameter		Inside Diameter		Wall thickness
						Min.	Max.	Min.	Max.	
<b>HF138</b>	30000	<b>3/8"</b>	---	100'	10	.690	.710	.484	.504	.21
<b>HF112</b>	30010	<b>1/2"</b>	---	100'	13	.820	.840	.622	.642	.21
<b>HF112R</b>	30015	<b>1/2"</b>	Reel	1000'	130	.820	.840	.622	.642	.21
<b>HF134</b>	30020	<b>3/4"</b>	---	100'	18	1.030	1.050	.820	.840	.21
<b>HF134R</b>	30025	<b>3/4"</b>	Reel	800'	144	1.030	1.050	.820	.840	.21
<b>HF11</b>	30030	<b>1"</b>	---	100'	25	1.290	1.315	1.041	1.066	.25
<b>HF11R</b>	30031	<b>1"</b>	Reel	500'	160	1.290	1.315	1.041	1.066	.25
<b>HF1114</b>	30040	<b>1-1/4"</b>	---	100'	33	1.630	1.660	1.380	1.410	.25
<b>HF1112</b>	30050	<b>1-1/2"</b>	---	50'	23	1.865	1.900	1.575	1.600	.30
<b>HF12</b>	30060	<b>2"</b>	---	50'	30	2.340	2.375	2.020	2.045	.33

### UL TYPE B FLEXIBLE NONMETALLIC LIQUIDTIGHT CONDUIT

- 3/8" THRU 2" TRADE SIZES
- USE WITH TOP-FLEX NYLON CONNECTORS STRAIGHT OR RIGHT ANGLE
- MAY ALSO BE USED WITH TOPAZ DIE-CAST CONNECTORS FOR LIQUIDTIGHT CONDUIT
- RESISTS CORROSION, ABRASION, OIL, WATER, ACID, METAL SHAVINGS, AND ROUGH ENVIRONMENTS
- RESISTS ABUSE, PULL, AND CRUSHING
- SMOOTH INSIDE FOR EASIER WIRE PULLING, NO HAZARDOUS SHARP EDGES OR BURRS; WILL NOT DAMAGE CONDUCTORS
- FOR DIRECT BURIAL/POURED CONCRETE
- LIGHTWEIGHT AND LOWER INSTALLED COST
- QUICK INSTALLATION, CUTS WITH UTILITY KNIFE OR PVC CUTTER (CATALOG #VF28)
- INTEGRAL RIGID AND FLEXIBLE PVC CONSTRUCTION
- SUITABLE FOR INDOOR/OUTDOOR USE:
  - HVAC EQUIPMENT
  - MACHINE TOOLS
  - MOTORS AND CONTROLS
  - MARINE EQUIPMENT
  - PRINTING EQUIPMENT
  - PUMPS
  - REFRIGERATION EQUIPMENT
- UV RATED
- 80° C



# Top-Flex II Tubing

## Non - Metallic



### Features

- Resists corrosion, abrasion, oil, water, acid, metal shavings, and rough environments
- UL Type B flexible non-metallic liquidtight conduit

### Applications

- Indoor or outdoor use

### Standard Material

- Integral Rigid and flexible PVC construction

Catalog Number	UPC	Size	Ship Case	Weight/Case	Outside Diameter		Inside Diameter		Wall thickness
					Min.	Max.	Min.	Max.	
HF214	30065	1/4"	100'	4	.560	.575	.385	.405	.17
HF238	30070	3/8"	100'	6	.690	.710	.484	.504	.21
HF212	30080	1/2"	100'	8	.820	.840	.622	.642	.21
HF234	30090	3/4"	100'	10	1.030	1.050	.820	.840	.21
HF21	30100	1"	100'	15	1.290	1.315	1.041	1.066	.25
HF2114	23412	1-1/4"	100'	19	1.630	1.660	1.380	1.410	.25
HF2112	23415	1-1/2"	50'	22	1.865	1.900	1.575	1.600	.30
HF22	23416	2"	50'	60	2.340	2.375	2.020	2.045	.33

### UL TYPE B FLEXIBLE NONMETALLIC LIQUIDTIGHT CONDUIT

- 1/4" THRU 1" TRADE SIZES, CONSULT TOPAZ FOR 1-1/4", 1-1/2", AND 2" SIZES
- USE WITH TOP-FLEX NYLON CONNECTORS - STRAIGHT OR RIGHT ANGLE
- RESISTS CORROSION, OIL AND WATER
- MAXIMUM FLEXIBILITY, CAN BE USED IN EXTREMELY TIGHT QUARTERS
- SMOOTH INSIDE FOR EASIER WIRE PULLING
- LIGHTWEIGHT AND LOWER INSTALLED COST
- QUICK INSTALLATION, CUTS WITH UTILITY KNIFE OR PVC CUTTER (CATALOG #VF28)
- INTEGRAL RIGID AND FLEXIBLE PVC CONSTRUCTION
- IDEAL FOR FIBER OPTIC CABLE PROTECTION
- SUITABLE FOR USE IN HIGH VIBRATION OR FLEXIBLE APPLICATIONS
  - AUTOMOTIVE EQUIPMENT
  - COMPUTERS AND PERIPHERALS
  - FIBER OPTICS LAB EQUIPMENT
  - LASERS
  - OFFICE EQUIPMENT
  - PROCESSING CONTROLS AND MONITORING EQUIPMENT
  - ROBOTICS
- 70° C

## Cutting Tool



Catalog Number	UPC	Unit Carton	Ship Case	Weight/Case
VF28	30105	1	1	.4

### Features

- Multipurpose cutter designed to make quick work of thin wall PVC, poly pipe, hose and tubing
- Our blade is forged from the longest lasting, highest quality metal, which creates a blade that is sharper and holds its edge longer for more clean, precise cuts

### Applications

- For Top-Flex I conduit and Top-Flex II tubing

### Standard Material

- Plastic/Metal

# Flexible Liquidtight Conduit

## Metallic - Coil



### Features

- Crush and corrosion resistant steel core for lasting mechanical protection
- EF PVC jacket is oil and sunlight resistant
- Smooth interior for easy wire pull through

### Applications

- For use in damp or wet locations, suitable for commercial and industrial use
- Non UL

### Standard Material

- EF PVC jacketed steel core coil wrapped in clear plastic shrink wrap

Catalog Number	UPC	Size	Feet Coil	Ship Case	Weight/Case	Outside Diameter		Inside Diameter	
						Min.	Max.	Min.	Max.
<b>6100</b>	80414	<b>3/8"</b>	100'	100	16	.689	.709	.484	.504
<b>6101</b>	80415	<b>1/2"</b>	100'	100	26	.819	.839	.622	.642
<b>6102</b>	80417	<b>3/4"</b>	100'	100	31	1.032	1.051	.815	.835
<b>6103</b>	80419	<b>1"</b>	100'	100	44	1.287	1.315	1.032	1.055
<b>6104</b>	80421	<b>1-1/4"</b>	50'	50	46	1.630	1.661	1.370	1.394
<b>6105</b>	80423	<b>1-1/2"</b>	50'	50	35	1.866	1.902	1.579	1.598
<b>6106</b>	80425	<b>2"</b>	25'	25	22	2.339	2.374	2.020	2.043
<b>6106C50</b>	86340	<b>2"</b>	25'	25	22	2.339	2.374	2.020	2.043
<b>6107</b>	80427	<b>2-1/2"</b>	25'	25	42	2.839	2.874	2.480	2.504
<b>6108</b>	80429	<b>3"</b>	25'	25	53	3.461	3.500	3.071	3.102
<b>6109</b>	80430	<b>3-1/2"</b>	25'	25	55	3.960	4.000	3.500	3.540
<b>6110</b>	80431	<b>4"</b>	25'	25	57	4.457	4.500	4.000	4.039

## Metallic - Reel



### Features

- Crush and corrosion resistant steel core for lasting mechanical protection
- EF PVC jacket is oil and sunlight resistant
- Smooth interior for easy wire pull through

### Applications

- For use in damp or wet locations, suitable for commercial and industrial use
- Non UL

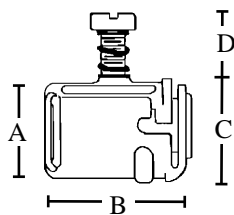
### Standard Material

- EF PVC jacketed steel core coil on reel

Catalog Number	UPC	Size	Feet Reel	Ship Case	Weight/Case	Outside Diameter		Inside Diameter	
						Min.	Max.	Min.	Max.
<b>6100R</b>	85588	<b>3/8"</b>	1000	1000	182	.689	.709	.484	.504
<b>6101R</b>	82021	<b>1/2"</b>	1000	1000	296	.819	.839	.622	.642
<b>6102R</b>	85247	<b>3/4"</b>	500	500	148	1.032	1.051	.815	.835
<b>6103R</b>	85248	<b>1"</b>	200	200	96	1.287	1.315	1.032	1.055
<b>6104R</b>	85249	<b>1-1/4"</b>	200	200	192	1.630	1.661	1.370	1.394
<b>6105R</b>	85250	<b>1-1/2"</b>	100	100	79	1.866	1.902	1.579	1.598
<b>6105R150</b>	85527	<b>1-1/2"</b>	150	150	120	1.866	1.902	1.579	1.598
<b>6106R</b>	85251	<b>2"</b>	100	100	96	2.339	2.374	2.020	2.043

# BX-Flex, NM and MC Cable Connectors

## Snap-In Set Screw Type with Insulated Throat



### Features

- No locknut required
- Single-unit or duplex construction with captive clamp
- Applicable third party standards - UL Standards: 514B Fed. Spec. W-F-406E
- Exceeds UL specifications for electrical continuity and is suitable as a grounding means under the NEC 350-5 and for hazardous locations under NEC 501-4 (b), Class 1, Div.2

### Applications

- Use to join sheathed cable into outlet boxes or enclosures

### Standard Material

- Steel

### Standard Finish

- Zinc plated



E18176

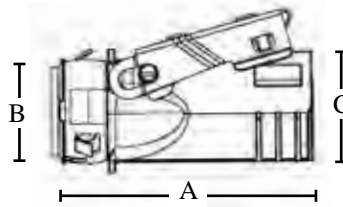
Catalog Number	UPC	KO	Unit Carton	Ship Case	Weight/Case	A	B	C	D
<b>AMC1</b>	33370	<b>1/2"</b>	50	500	38	14/2-10/2	1.390	.844	.846
<b>AMC2</b>	33771	<b>3/4"</b>	25	250	48	10/4-6/3	1.630	1.88	.522
<b>AMC12</b>	33772	<b>1/2"</b>	25	250	14	14/2-12/2	1.520	.916	.868

Cable Type	AMC1-1/2" KO	AMC2-3/4" KO	AMC12-1/2" KO*
AC STEEL	14/2, 14/3, 14/4, 12/2 12/3, 12/4, 10/2, 10/3	10/4, 10/5, 8/3, 8/4 6/3	14/2, 14/3, 14/4, 12/2 12/3, 12/4
AC ALUMINUM	14/2, 14/3, 14/4, 12/2 12/3, 12/4	10/4, 8/2, 8/3, 8/4	14/2, 14/3, 14/4, 12/2 12/3, 12/4
MC STEEL	14/2, 14/3, 14/4 12/2, 12/3, 12/4 10/2	10/3, 10/4, 8/2	14/2, 14/3, 14/4, 12/2 12/3, 12/4, 10/2, 10/3
MC ALUMINUM INTER-LOCKED	14/2, 14/3, 14/4, 12/2 12/3, 12/4, 10/2	10/3, 10/4, 8/2	14/2, 14/3, 14/4, 12/2 12/3, 12/4, 10/2, 10/3
MC ALUMINUM	14/3, 14/4, 12/2 12/3, 12/4, 10/2, 10/3		
MC ALUMINUM FLEX	12/3		
FLEX-RW	3/8" Steel & Aluminum		
MCI-A	.410-.610 12/2,12/3,12/4,12/8,10/4		.410-.610 14/3,14/4,12/2,12/3

\*Accepts 2 cables of each size listed.

# Duplex Connector

## Double Snap Lock Duplex Connector



### Features

- Provides significant labor savings when installing metal clad or armored cable to steel boxes or enclosures
- No tools are required when assembling to the cable or box
- The anti-short bushing is pre-assembled and will not fall out during transit or installation
- Simply snap the cable to the fitting and snap the fitting into the box
- The double snap lock BX connector can easily be removed without tools

### Applications

- Fits 1/2" knockout

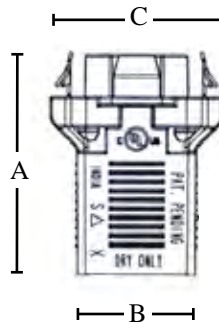
### Standard Material

- Zinc die cast
- Spring steel
- Polycarbonate bushing

Catalog Number	UPC	Size	Unit Carton	Ship Case	Weight/Case	A	B	C
<b>350DSP</b>	87125	<b>3/8"</b>	50	500	56	1.46	1.03	1.129

# BX Connector

## Double Snap Lock BX Connector



### Features

- Provides significant labor savings when installing metal clad or armored cable to steel boxes or enclosures
- No tools are required when assembling to the cable or box
- The anti-short bushing is pre-assembled and will not fall out during transit or installation
- Simply snap the cable to the fitting and snap the fitting into the box
- The double snap lock BX connector can easily be removed without tools and is reusable

### Applications

- Fits 1/2" knockout

### Standard Material

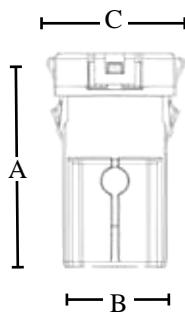
- Zinc die cast
- Spring steel
- Polycarbonate bushing

Catalog Number	UPC	Size	Unit Carton	Ship Case	Weight/Case	A	B	C
<b>130DSP</b>	87121	<b>3/8"</b>	50	200	10	1.46	1.03	1.12



# BX Connector

## Cut-In Snap Lock BX Connector



### Features

- Provides significant labor savings when installing metal clad or armored cable in old work (cut-in) electrical box installations
- No tools are required when assembling to the cable or box
- The anti-short bushing is pre-assembled and will not fall out during transit or installation
- Simply snap the cable to the fitting and snap the fitting into the box
- The Cut-in Snap Lock BX connector can easily be removed without tools and is reusable

### Product Advantage

- Faster installation
- No tools required
- One piece design
- Robust, pre-assembled anti-short bushing
- Easy removal
- Reusable

### Standard Material

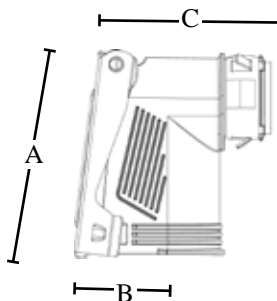
- Zinc die cast
- Spring steel
- Polycarbonate bushing

### Technical Info

- Fits 1/2" knockout
- AL and steel AC 14-2 to 10-3
- AL and steel MC/MCI-A/HCF 14-2 to 10-3
- AL and steel 3/8" RWFCM

Catalog Number	UPC	Size	Unit Carton	Ship Case	Weight/Case	A	B	C
<b>130CSL</b>	87122	<b>3/8"</b>	50	500	31	1.53	.98	1.10

## Double Snap Lock 90° BX Connector



### Features

- Provides significant labor savings when installing metal clad or armored cable to steel boxes or enclosures
- No tools are required when assembling to the cable or box
- The anti-short bushing is pre-assembled and will not fall out during transit or installation
- Simply snap the cable to the fitting and snap the fitting into the box
- The double snap lock BX connector can easily be removed without tools

### Applications

- Faster installation
- No tools required
- Robust, pre-assembled anti-short bushing

### Standard Material

- Zinc die cast
- Spring steel
- Polycarbonate bushing

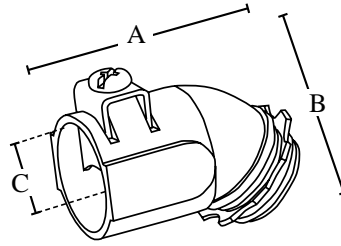
### Technical Info

- Fits 1/2" knockout
- AL and steel AC 14-2 to 10-3
- AL and steel MC/MCI-A/HCF 14-2 to 10-4
- AL and steel 3/8" RWFCM

Catalog Number	UPC	Size	Unit Carton	Ship Case	Weight/Case	A	B	C
<b>100DSP</b>	87123	<b>3/8"</b>	25	250	19	1.36	.972	1.72
<b>101DSP</b>	87124	<b>1/2"</b>	25	200	22	1.66	1.23	2.05

# Top-Bite Saddle Type Connectors

## 45° Top-Bite Saddle Type Connector with Insulated Throat



### Features

- With insulated throat
- Male hub threads - NPSM
- One piece malleable construction affording extra strength
- Dual gripping saddle clamps
- Saddle clamps ride up and down on screw for ease of installation
- Tri combo head screw

### Applications

- To connect Flex, AC, and MC cables to a box or an enclosure

### Standard Material

- Malleable iron
- Steel locknuts
- Steel clamps

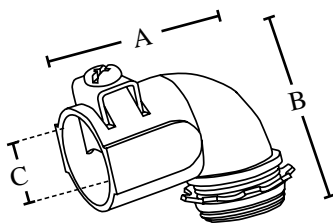
### Standard Finish

- Zinc plated

Catalog Number	UPC	Size	KO	Unit Carton	Ship Case	Weight/Case	Opening Min.	Cable Max.	A	B	C
<b>230TBS</b>	85183	<b>3/8"</b>	1/2"	50	300	46	.437	.656	1.81	1.75	.94
<b>231TBS</b>	85184	<b>1/2"</b>	1/2"	25	150	39	.750	.937	2.13	2.13	1.25
<b>232TBS</b>	85185	<b>3/4"</b>	3/4"	20	120	38	.906	1.125	2.38	2.31	1.44

# Top-Bite Saddle Type Connectors

## 90° Top-Bite Saddle Type Connector with Insulated Throat



### Features

- With insulated throat
- Male hub threads - NPSM
- One piece malleable construction affording extra strength
- Dual gripping saddle clamps
- Saddle clamps ride up and down on screw for ease of installation
- Tri combo head screw

### Applications

- To connect Flex, AC, and MC cables to a box or an enclosure

### Standard Material

- Malleable iron
- Steel locknuts
- Steel clamps

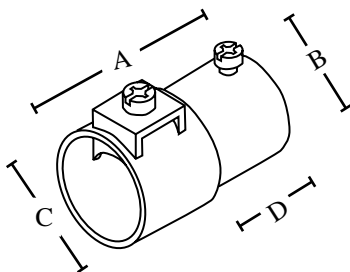
### Standard Finish

- Zinc plated

Catalog Number	UPC	Size	KO	Unit Carton	Ship Case	Weight/Case	Opening Min.	Cable Max.	A	B	C
490TBS	85186	3/8"	1/2"	50	300	54	.437	.656	1.75	2.06	1.00
491TBS	85187	1/2"	1/2"	25	150	43	.750	.937	2.13	2.26	1.25
492TBS	85188	3/4"	3/4"	20	120	43	.906	1.13	2.50	2.50	1.38
493TBS	85189	1"	1"	5	60	34	1.25	1.47	2.81	2.88	1.69

# Combination Couplings

## Saddle Type EMT Set Screw Type to Flex



### Features

- Set screw type
- One piece tubular construction affording extra strength
- Dual gripping saddle clamps
- Saddle clamps ride up and down on screw for ease of installation
- Tri combo head screw

### Applications

- To connect Flex, AC, and MC cables to EMT conduit

### Standard Material

- Steel

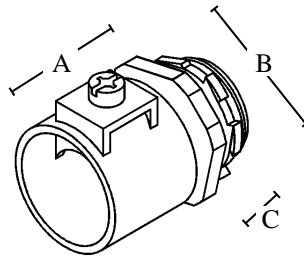
### Standard Finish

- Zinc plated

Catalog Number	UPC	Size	Unit Carton	Ship Case	Weight/Case	A	B	C	D
420TBS	85193	3/8"	50	250	21	1.563	.875	.75	.625
421TBS	85194	1/2"	25	125	17	2.00	.875	1.062	.625
422TBS	85195	3/4"	10	100	18	2.125	1.125	1.25	.8125

# Top-Bite Saddle Type Connectors

## Top-Bite Saddle Type Connector with Insulated Throat



### Features

- Dual gripping saddle clamps
- Saddle clamps ride up and down on screw for ease of installation
- Tri combo head screw
- UL listed for MCAP/MCI-A & MCI-A HCF cables

### Applications

- To connect Flex, AC, and MC cables to a box or enclosure


### Standard Material

- Tubular steel
- Steel locknuts

### Standard Finish

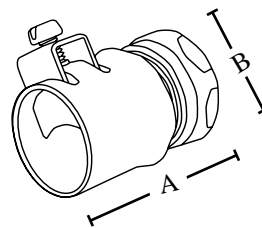
- Zinc plated

Catalog Number	UPC	Size	KO	Unit Carton	Ship Case	Weight/Case			
							A	B	C
<b>630TBS*</b>	85172	<b>3/8"</b>	1/2"	25	100	10	1.188	1.250	.500
<b>631TBS*</b>	85173	<b>1/2"</b>	1/2"	25	100	15	1.375	1.250	.438
<b>632TBS*</b>	85174	<b>3/4"</b>	3/4"	10	50	9	1.375	1.438	.438
<b>633TBS*</b>	85175	<b>1"</b>	1"	5	25	9	1.563	1.813	.500
<b>634TBS</b>	85176	<b>1-1/4"</b>	1-1/4"	5	25	14	2.188	2.125	.625
<b>635TBS</b>	85177	<b>1-1/2"</b>	1-1/2"	2	10	8	2.438	2.500	.625
<b>636TBS</b>	85178	<b>2"</b>	2"	---	5	5	2.563	3.000	.625
<b>637TBS</b>	85179	<b>2-1/2"</b>	2-1/2"	---	4	6	2.688	3.625	.813
<b>638TBS</b>	85180	<b>3"</b>	3"	---	5	11	2.813	4.250	.938
<b>639TBS</b>	85181	<b>3-1/2"</b>	3-1/2"	---	1	3	2.938	4.750	1.000
<b>640TBS</b>	85182	<b>4"</b>	4"	---	1	3	3.000	5.813	1.031



# Combination Couplings

## Saddle Type EMT Compression Type to Flex



### Features

- Compression type
- One piece tubular construction affording extra strength
- Dual gripping saddle clamps
- Saddle clamps ride up and down on screw for ease of installation
- Tri combo head screw

### Applications

- To connect Flex, AC, and MC cables to EMT conduit

### Standard Material

- Steel

### Standard Finish

- Zinc plated



Catalog Number	UPC	Size	Unit Carton	Ship Case	Weight/Case	Cable Opening		A	B
						Min.	Max.		
<b>430TBS</b>	85190	<b>3/8"</b>	25	125	17	.280	.640	1.375	1.250
<b>431TBS</b>	85191	<b>1/2"</b>	25	125	22	.635	.930	1.563	1.250
<b>432TBS</b>	85192	<b>3/4"</b>	20	100	20	.810	1.125	1.563	1.438

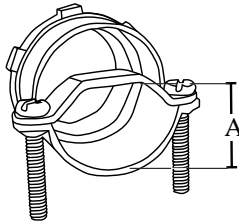


# Take All Connectors

## MC, AC, NM, Round SE



E18176



### Features

- Indoor dry location use only
- UL listed for MC, AC, NM, and SE round cables
- Reversible steel strap for multiple applications
- Tri-combination screw heads

### Applications

- Use to connect MC, AC, NM and round SE into box or enclosure

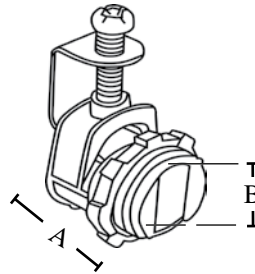
### Standard Material

- Zinc body
- Zinc locknut
- Zinc plated steel screws
- Reversible steel strap

Catalog Number	UPC	Pipe Size	Unit Carton	Ship Case	Weight/Case	Cable Diameter A (Min. - Max.)
<b>TA50</b>	86341	<b>1/2"</b>	25	250	18	.68 - .85
<b>TA75</b>	86342	<b>3/4"</b>	20	200	20	.94 - 1.08
<b>TA100</b>	86343	<b>1"</b>	10	100	14	1.15 - 1.25
<b>TA125</b>	86344	<b>1-1/4"</b>	10	100	21	1.34 - 1.45
<b>TA150</b>	86345	<b>1-1/2"</b>	5	50	14	1.70 - 1.845
<b>TA200</b>	86346	<b>2"</b>	5	50	19	2.07 - 2.18

# BX-Flex, NM and MC Cable Connectors

## Saddle Type



### Features

- UL listed for use with MC, AC, FMC, RWFMC, MCI and MCI-A cables
- Tri-combo screw head

### Applications

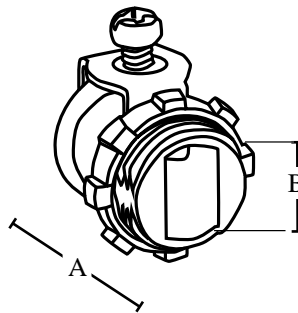
- Dry location use only: Use to connect NM, armored or metal clad cable to box or enclosure
- Use to connect steel or aluminum FMC, AC, MC cables and aluminum MCC and MCI-A cable to box or enclosure

### Standard Material

- Zinc die cast
- Zinc plated steel strap

Catalog Number	UPC	Size	KO	Unit Carton	Ship Case	Weight/Case	B (Min.-Max.)	
							A	
<b>170</b>	11380	<b>3/8"</b>	1/2"	50	500	40	.935	.400-.500

## Low Profile Saddle Bite Connector



### Features

- Tri-combo screw head
- UL listed for use with MC, AC, FMC, RWFMC, MCI and MCI-A cables

### Applications

- Dry location use only
- Use to connect steel or aluminum FMC, AC, MC cables and aluminum MCC and MCI-A cable to box or enclosure

### Standard Material

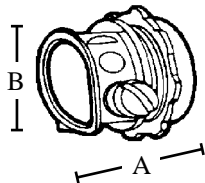
- Zinc
- Zinc plated steel strap

Catalog Number	UPC	BX Flex Size	KO	Unit Carton	Ship Case	Weight/Case	B (Min.-Max.)	
							A	
<b>170LP</b>	86894	<b>3/8"</b>	1/2"	25	250	28	.935	.400-.500

APPROVED WIRES	
Armored Cable, Steel	14/2 – 10/4
Armored Cable, Aluminum	14/2 – 10/4
Metal Clad Cable, MCI, Steel	14/2 – 10/4
Metal Clad Cable, MCI, Aluminum	14/2 – 10/4
Metal Clad Cable, MCI-A, Aluminum	14/2 – 10/4
Metal Clad Cable, MCC Aluminum	14/2
FMC/RWFMC, Steel	3/8
FMC/RWFMC, Aluminum	3/8

# BX-Flex Connectors

## Set Screw Type - Straight



### Features

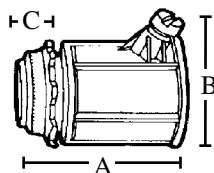
- Set screw type
- Not suitable for aluminum jacketed cables or aluminum flexible metal conduit

### Applications

- Indoor use only
- In a dry location
- Use to connect steel to a steel outlet box or other metal enclosure

### Standard Material

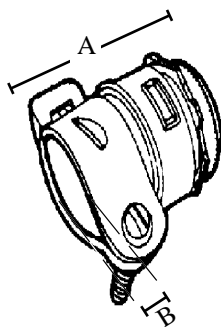
- Zinc die cast



Catalog Number	UPC	BX Size	KO	Unit Carton	Ship Case	Weight/Case	A	B	C or Range
<b>130</b>	10830	<b>3/8"</b>	1/2"	100	1000	50	.84	.64	.38-.63
<b>121</b>	10700	<b>1/2"</b>	1/2"	25	250	25	1.38	1.26	.380
<b>121A</b>	10701	<b>3/4"</b>	3/4"	25	250	25	1.54	1.50	.406

# BX-Flex, NM and MC Cable Connectors

## Squeeze Strap Type



### Features

- Squeeze strap type

### Applications

- Indoor use only
- In a dry location
- Use to connect flexible metallic conduit, AC, and MC cable to a steel outlet box or other metal enclosure

### Standard Material

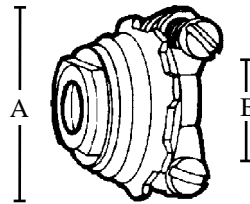
- Zinc
- Zinc plated steel strap



Catalog Number	UPC	Size	KO	Unit Carton	Ship Case	Weight/Case	A	B (Min.-Max.)
<b>191</b>	11530	<b>3/8"</b>	1/2"	25	250	25	1.41	.620-.780

# BX-Flex, NM and MC Cable Connectors

## 2 Screw Clamp Type - For BX-Flex, NM & MC Cable



### Features

- 2 screw type

### Applications

- Indoor use only
- In a dry location, use to connect flexible metallic conduit, AC, MC, or NM cable to steel outlet box or other enclosure
- 3/8" size fits 1/2" knockout

### Standard Material

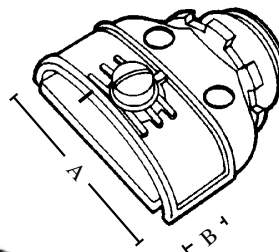
- Zinc



Catalog Number	UPC	BX Flex Size	KO	Unit Carton	Ship Case	Weight/Case	A	B (Min.-Max.)
140	10920	3/8"	1/2"	100	1000	60	1.192	.18-.63

# Duplex Connectors

## 1 Screw Clamp Type - For BX-Flex, NM & MC Cable



### Features

- Fits aluminum smooth extruded MC range .210-.500
- Indoor use only
- Suitable for: #14-2 through #12-3 wire with ground NM sheathed cable, #14-2 wire steel armored cable, #14-2 wire with ground aluminum armored cable, 3/8" FMC, aluminum smooth sheath metal clad cable 0.410-0.500" diameter aluminum interlocked metal clad cable 0.460-0.538" diameter, steel interlocked metal clad cable 0.438-0.560" diameter
- 3/8" size fits 1/2" knockout

### Applications

- In a dry location, use to connect two pieces of flexible metallic conduit, AC, MC, or NM sheathed cable, to a steel outlet box or other metal enclosure when using only one knockout opening

### Standard Material

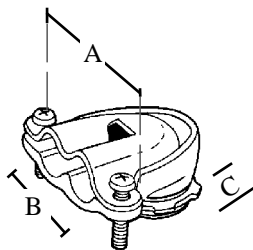
- Zinc



Catalog Number	UPC	Size	KO	Unit Carton	Ship Case	Weight/Case	A	B (Min.-Max.)
350	13490	3/8"	1/2"	25	250	32	1.57	.13 - .65

# Duplex Connectors

## 90° Angle - For BX-Flex, NM & MC Cable



### Features

- Duplex 2 screw clamp
- UL listed locknut
- NPSM thread
- Tri-combo screw head

### Applications

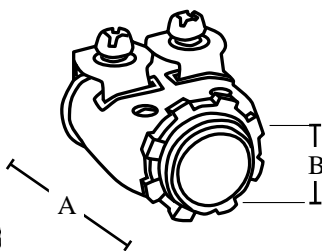
- Indoor dry location use only
- For armored cable, flexible metal conduit, interlocked metal clad, NM and SE cables to a box or enclosure

### Standard Material

- 561A - Malleable iron
- 561ADC - Zinc
- Stamped steel cover

Catalog Number	UPC	BX Flex Size	KO	Unit Carton	Ship Case	Weight/Case	A	B	C
<b>561A</b>	15341	<b>3/8"</b>	1/2"	25	250	37	1.50	.858	.380
<b>561ADC</b>	86339	<b>3/8"</b>	1/2"	25	250	30	2.016	---	1.087

## 2 Screw - Saddle Bite Type - For BX-Flex, MC Cable



### Features

- Provides flexibility of using 2 different size cables in one fitting with separate saddle clamps
- Tri-combo screw head
- UL listed for dry locations

### Applications

- Dry location only
- Use to connect steel or aluminum FMC, AC, MC cables and aluminum MCC and MCI-A cables to box or enclosure

### Standard Material

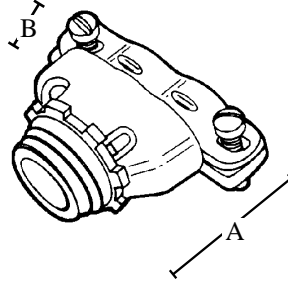
- Zinc die cast

Catalog Number	UPC	BX Flex Size	KO	Unit Carton	Ship Case	Weight/Case	A	B (Min.-Max.)
<b>350DS</b>	86895	<b>3/8"</b>	1/2"	10	100	17	.935	.400-.500



# Duplex Connectors

## 2 Screw - Clamp Type - For BX-Flex, NM & MC Cable



### Features

- Duplex 2 screw clamp
- UL listed locknut
- Male hub NPT
- Tri-combo screw head
- Fits aluminum smooth extruded MC range .210-.500

### Applications

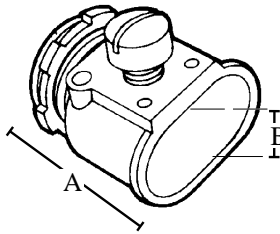
- Indoor dry location use only
- Strap-type fitting used to connect flexible metal conduit or armored cable to box or enclosure

### Standard Material

- Zinc die cast
- Zinc plated steel strap

Catalog Number	UPC	BX Flex Size	KO	Unit Carton	Ship Case	Weight/Case	A	B (Min. - Max.)
360	13500	3/8"	1/2"	20	200	32	1.68	.24 - .63

## 1 Screw - Set Screw Type - For BX-Flex



### Features

- Duplex 2 screw clamp
- UL listed locknut
- Male hub NPT
- Tri-combo screw head
- Fits aluminum smooth extruded MC range .210-.500

### Applications

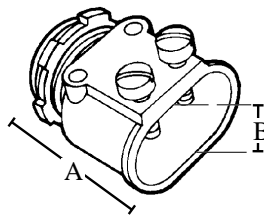
- Indoor dry location use only
- Strap-type fitting used to connect flexible metal conduit or armored cable to box or enclosure

### Standard Material

- Zinc die cast

Catalog Number	UPC	BX Flex Size	KO	Unit Carton	Ship Case	Weight/Case	A	B (Min.)
370	13590	3/8"	1/2"	25	250	28	1.42	.63

## 2 Screw - Set Screw Type - For BX-Flex



### Features

- Duplex 2 screw clamp
- UL listed locknut
- Male hub NPT
- Tri-combo screw head
- Fits aluminum smooth extruded MC range .210-.500

### Applications

- Indoor dry location use only
- Strap-type fitting used to connect flexible metal conduit or armored cable to box or enclosure

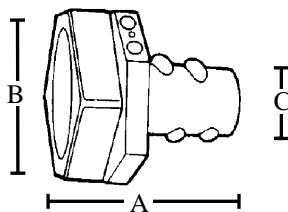
### Standard Material

- Zinc die cast

Catalog Number	UPC	BX Flex Size	KO	Unit Carton	Ship Case	Weight/Case	A	B (Min.)
380	13600	3/8"	1/2"	25	250	25	1.42	.63

# Combination Couplings

## EMT to Compression to Flex - Screw In Type



### Features

- Screw in type
- Combination coupling used to join flexible metal conduit to EMT

### Applications

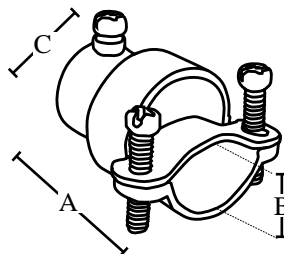
- Indoor use only
- Use to join EMT conduit to flexible metallic conduit
- Suitable for: 1/2" steel, steel reduced wall and aluminum flexible metal conduit to EMT and 3/4"-1" flexible metal conduit to EMT

### Standard Material

- Zinc die cast

Catalog Number	UPC	Size	Unit Carton	Ship Case	Weight/Case	A	B	C
131	10840	1/2"-1/2"	50	500	40	1.660	1.000	.723
132	10850	3/4"-3/4"	25	250	28	1.680	1.180	.931
133	10860	1"-1"	25	250	58	1.895	1.625	1.070

## EMT to Flex - Set Screw to Clamp Type



### Features

- Set screw to clamp type
- Tri combo screw
- UL listed

### Applications

- Indoor use only
- Use to join EMT conduit to flexible metal conduit

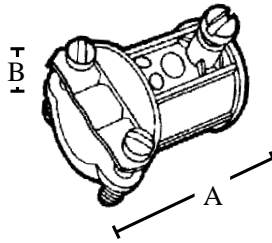
### Standard Material

- Zinc die cast
- Zinc plated steel strap

Catalog Number	UPC	Size	Unit Carton	Ship Case	Weight/Case	A	B	C
181	11420	1/2"-1/2"	25	250	25	.875	1.625	1.125
182	11430	3/4"-3/4"	---	100	15	1.00	1.875	1.25
182A	11431	1"-1"	---	50	13	.75	2.00	1.3125

# Combination Couplings

## EMT to BX or NM Cable - Set Screw to Clamp Type



### Features

- Set screw to clamp type
- Combination coupling used to join NM cable to EMT

### Applications

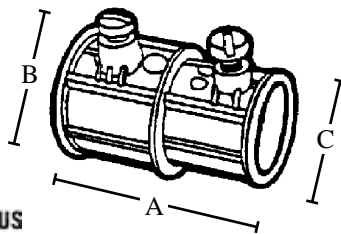
- Indoor use only
- Use to join EMT to nonmetallic sheathed cable, #14/2, #12/3 or 2 #14/2

### Standard Material

- Zinc die cast
- Zinc plated steel strap

Catalog Number	UPC	Size	Unit Carton	Ship Case	Weight/Case	A	B (Min.-Max)
<b>180</b>	11410	<b>1/2"-3/8"</b>	50	500	40	1.35	.17 - .63

## EMT to BX - Set Screw Type



### Features

- Screw in type
- Combination coupling used to join BX cable to EMT

### Applications

- Indoor use only
- Use to join 1/2" EMT to 3/8" BX cable

### Standard Material

- Zinc die cast

Catalog Number	UPC	Size	Unit Carton	Ship Case	Weight/Case	A	B	C
<b>590</b>	15780	<b>1/2"-3/8"</b>	25	250	15	1.25	.93	.78

# BX-Flex Connectors

## Straight - Squeeze Type - Zinc Die Cast

### Features

- Squeeze type straight

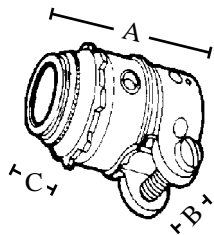
### Applications

- Indoor use only
- In a dry location, use to connect flexible metallic conduit and steel AC cable to a steel outlet box, load center or other metal enclosure
- The 3/8" can also be used with steel and aluminum MC cable
- 3/8" size fits 1/2" knockout

- Suitable for: 3/8" steel flexible conduit, #14/2 metal conduit and #4-2 wire steel armored cable, 3/4" steel flexible metal conduit and #6-3 wire steel armored cable, 1" steel and reduced wall steel flexible metal conduit and #2-2 wire steel armored cable and 1-1/4" - 4" steel flexible metal conduit

### Standard Material

- Zinc die cast



Catalog Number	UPC	Conduit Size	Unit Carton	Ship Case	Weight/Case	Dimensions			
						A	B (Min.-Max.)	C	Screws
150	10990	3/8" 1/2" KO	50	500	35	1.00	0.58-0.61	.370	1
151	11000	1/2"	25	250	25	1.47	0.74-0.95	.400	1
152	11010	3/4"	25	250	32	1.58	0.88-1.11	.400	1
153	11020	1"	10	100	20	1.75	1.14-1.38	.540	1
154	11030	1-1/4"	10	100	29	1.91	1.42-1.65	.640	1
155	11040	1-1/2"	5	50	20	2.09	1.68-1.94	.750	1
156	11050	2"	10	40	21	2.34	2.08-2.56	.740	1
157	11060	2-1/2"	---	10	9	2.81	2.85-3.25	.875	2
158	11070	3"	---	10	17	3.84	3.33-3.63	1.03	2
159	11080	3-1/2"	---	1	3	4.19	3.75-4.10	1.03	2
160	11090	4"	---	1	3	4.56	4.18-4.58	1.03	2

## Straight - Squeeze Type with Insulated Throat - Zinc Die Cast

### Features

- Squeeze type straight with insulated throat
- Available with insulated throat

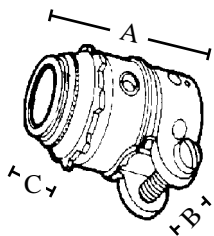
### Applications

- Indoor use only
- In a dry location, use to connect flexible metallic conduit and steel AC cable to a steel outlet box, load center or other metal enclosure

- Suitable for: 1/2" steel flexible conduit, #14/2 metal conduit and #4-2 wire steel armored cable, 3/4" steel flexible metal conduit and #6-3 wire steel armored cable, 1" steel and reduced wall steel flexible metal conduit and #2-2 wire steel armored cable and 1-1/4" - 4" steel flexible metal conduit

### Standard Material

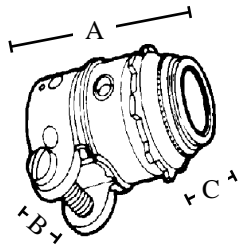
- Zinc die cast



Catalog Number	UPC	Conduit Size	Unit Carton	Ship Case	Weight/Case	Dimensions			
						A	B (Min.-Max.)	C	Screws
151i	11001	1/2"	25	250	25	1.47	0.74-0.95	.400	1
152i	11011	3/4"	25	250	32	1.58	0.88-1.11	.400	1
153i	11021	1"	10	100	20	1.75	1.14-1.38	.540	1
154i	11031	1-1/4"	10	100	29	1.91	1.42-1.65	.640	1
155i	11041	1-1/2"	5	50	20	2.09	1.68-1.94	.750	1
156i	11051	2"	10	40	21	2.34	2.08-2.56	.740	1

# BX-Flex Connectors

## Straight - Squeeze Type - Malleable Iron



### Features

- Squeeze type straight

### Applications

- Indoor use only
- In a dry location, use to connect flexible metallic conduit and steel AC cable to a steel outlet box, load center or other metal enclosure
- The 3/8" can also be used with steel and aluminum MC cable
- 3/8" size fits 1/2" knockout

- Suitable for: 3/8" steel flexible conduit, #14/2 metal conduit and #4-2 wire steel armored cable, 3/4" steel flexible metal conduit and #6-3 wire steel armored cable, 1" steel and reduced wall steel flexible metal conduit and #2-2 wire steel armored cable and 1-1/4" - 4" steel flexible metal conduit

### Standard Material

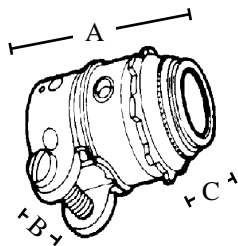
- Malleable iron

### Standard Finish

- Zinc plated

Catalog Number	UPC	Conduit Size	Unit Carton	Ship Case	Weight/Case	B			
						A	(Min.-Max.)	C	Screws
<b>150M</b>	83748	<b>3/8"</b>	25	250	30	0.93	0.55-0.60	0.50	1
<b>151M</b>	11100	<b>1/2"</b>	25	250	30	0.94	0.78-0.94	0.50	1
<b>152M</b>	11110	<b>3/4"</b>	25	250	48	1.13	0.91-1.08	0.50	1
<b>153M</b>	11120	<b>1"</b>	10	100	26	1.19	1.28-1.44	0.56	1
<b>154M</b>	11130	<b>1-1/4"</b>	10	100	39	1.25	1.44-1.63	0.63	1
<b>155M</b>	11140	<b>1-1/2"</b>	5	50	33	1.88	1.63-1.88	0.69	1
<b>156M</b>	11150	<b>2"</b>	---	20	21	2.00	2.19-2.38	0.75	1
<b>157M</b>	11160	<b>2-1/2"</b>	---	10	14	2.06	2.70-2.95	0.94	2
<b>158M</b>	11170	<b>3"</b>	---	2	4	2.25	3.13-3.50	0.94	2
<b>159M</b>	11180	<b>3-1/2"</b>	---	1	5	3.56	3.72-4.00	1.25	2
<b>160M</b>	11190	<b>4"</b>	---	1	7	3.69	4.06-4.44	1.25	2

## Straight - Squeeze Type with Insulated Throat



### Features

- Squeeze type straight with insulated throat

### Applications

- Indoor use only
- In a dry location, use to connect flexible metallic conduit and steel AC cable to a steel outlet box, load center or other metal enclosure

- Suitable for: 1/2" steel flexible conduit, #14/2 metal conduit and #4-2 wire steel armored cable, 3/4" steel flexible metal conduit and #6-3 wire steel armored cable, 1" steel and reduced wall steel flexible metal conduit and #2-2 wire steel armored cable and 1-1/4" - 4" steel flexible metal conduit

### Standard Material

- Malleable iron

### Standard Finish

- Zinc plated

Catalog Number	UPC	Conduit Size	Unit Carton	Ship Case	Weight/Case	B			
						A	(Min.-Max.)	C	Screws
<b>151Mi</b>	11101	<b>1/2"</b>	25	250	12	0.94	0.78-0.94	0.50	1
<b>152Mi</b>	11111	<b>3/4"</b>	25	250	19	1.13	0.91-1.08	0.50	1
<b>153Mi</b>	11121	<b>1"</b>	10	100	26	1.19	1.28-1.44	0.56	1
<b>154Mi</b>	11131	<b>1-1/4"</b>	10	100	39	1.25	1.44-1.63	0.63	1
<b>155Mi</b>	11141	<b>1-1/2"</b>	5	50	66	1.88	1.63-1.88	0.69	1
<b>156Mi</b>	11151	<b>2"</b>	---	20	105	2.00	2.19-2.38	0.75	1
<b>157Mi</b>	11161	<b>2-1/2"</b>	---	10	150	2.06	2.70-2.95	0.94	2
<b>158Mi</b>	11171	<b>3"</b>	---	2	200	2.25	3.13-3.50	0.94	2
<b>159Mi</b>	11181	<b>3-1/2"</b>	---	1	500	3.56	3.72-4.00	1.25	2
<b>160Mi</b>	11191	<b>4"</b>	---	1	700	3.69	4.06-4.44	1.25	2



# BX-Flex Connectors

## 90° Angle - Squeeze Type - Zinc



### Features

- Squeeze type

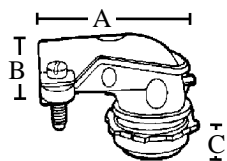
### Applications

- Indoor use only
- In a dry location, use to connect flexible metal conduit, aluminum and steel AC and MC cable to a steel outlet box or other metal enclosure
- 3/8" size fits 1/2" knockout

- Suitable For: 3/8" - 3/4" steel and aluminum armored cable, steel and aluminum interlocked metal clad cable, flexible cord, and 1" - 4" flexible metal conduit

### Standard Material

- Zinc die cast
- Zinc plated steel strap



Catalog Number	UPC	Conduit Size	Unit Carton	Ship Case	Weight/Case	Dimensions			
						A	B (Min.-Max.)	C	Screws
100	10340	3/8" 1/2" KO	50	500	45	1.740	0.43-0.72	.370	2
101	10350	1/2"	25	250	35	2.110	0.64-1.03	.400	2
102	10360	3/4"	10	100	20	2.400	0.76-1.15	.400	2
103	10370	1"	5	50	19	2.870	1.09-1.73	.540	2
104	10380	1-1/4"	10	40	20	4.000	1.34-1.97	.640	2
105	10390	1-1/2"	---	5	5	6.000	1.65-2.61	.750	2
106	10400	2"	---	5	6	6.000	1.54-2.54	.740	2
107	10410	2-1/2"	---	5	18	7.187	2.45-2.98	.875	4
108	10420	3"	---	2	9	7.875	2.93-3.45	1.031	4
109	10430	3-1/2"	---	1	9	9.400	3.28-3.95	1.031	4
110	10440	4"	---	1	10	10.200	3.68-4.43	1.031	4

## 90° Angle - Squeeze Type with Insulated Throat - Zinc



### Features

- Squeeze type with insulated throat

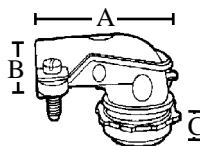
### Applications

- Indoor use only
- In a dry location, use to connect flexible metal conduit, aluminum and steel AC and MC cable to a steel outlet box or other metal enclosure
- 3/8" size fits 1/2" knockout

- Suitable For: 3/8" - 3/4" steel and aluminum armored cable, steel and aluminum interlocked metal clad cable, flexible cord, and 1" - 2" flexible metal conduit

### Standard Material

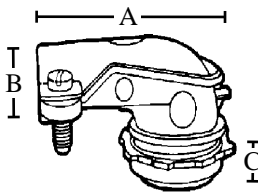
- Zinc die cast



Catalog Number	UPC	Conduit Size	Unit Carton	Ship Case	Weight/Case	Dimensions			
						A	B (Min.-Max.)	C	Screws
100i	10341	3/8" 1/2" KO	50	500	45	1.740	0.43-0.72	.370	2
101i	10351	1/2"	25	250	35	2.110	0.64-1.03	.400	2
102i	10361	3/4"	10	100	20	2.400	0.76-1.15	.400	2
103i	10371	1"	5	50	19	2.870	1.09-1.73	.540	2
104i	10381	1-1/4"	10	40	20	4.000	1.34-1.97	.640	2
105i	10391	1-1/2"	---	5	5	6.000	1.65-2.61	.750	2
106i	10401	2"	---	5	6	6.000	1.54-2.54	.740	2

# BX-Flex Connectors

## 90° Angle - Squeeze Type - Malleable Iron



### Features

- Squeeze type

### Applications

- Indoor use only
- In a dry location, use to connect flexible metal conduit, aluminum and steel AC and MC cable to a steel outlet box or other metal enclosure

### Standard Material

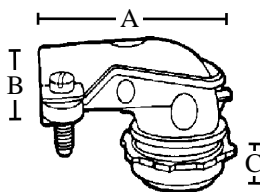
- Malleable iron

### Standard Finish

- Zinc plated

Catalog Number	UPC	Conduit Size	Unit Carton	Ship Case	Weight/Case	B			
						A	(Min.-Max.)	C	Screws
<b>100M</b>	85239	<b>3/8"</b>	25	250	40	1.750	0.78-0.95	.440	2
<b>101M</b>	10510	<b>1/2"</b>	25	250	40	1.750	0.78-0.95	.440	2
<b>102M</b>	10520	<b>3/4"</b>	10	100	30	1.810	0.91-1.02	.440	2
<b>103M</b>	10530	<b>1"</b>	5	50	30	2.060	1.25-1.38	.560	2
<b>104M</b>	10540	<b>1-1/4"</b>	---	50	38	2.810	1.41-1.63	.560	2
<b>105M</b>	10550	<b>1-1/2"</b>	---	5	5	3.810	1.75-2.00	.560	2
<b>106M</b>	10560	<b>2"</b>	---	5	10	4.750	2.19-2.44	.690	2
<b>107M</b>	10570	<b>2-1/2"</b>	---	5	16	6.250	2.75-3.00	.880	4
<b>108M</b>	10580	<b>3"</b>	---	2	9	7.250	3.25-3.50	1.000	4
<b>109M</b>	10590	<b>3-1/2"</b>	---	1	14	10.250	3.70-4.16	1.250	4
<b>110M</b>	10600	<b>4"</b>	---	1	24	13.000	4.11-4.56	1.250	4

## 90° Angle - Squeeze Type - Malleable Iron with Insulated Throat



### Features

- Squeeze type with insulated throat

### Applications

- Indoor use only
- In a dry location, use to connect flexible metal conduit, aluminum and steel AC and MC cable to a steel outlet box or other metal enclosure

### Standard Material

- Malleable iron

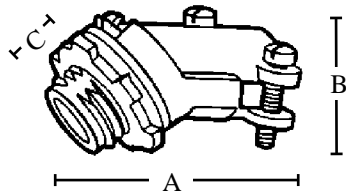
### Standard Finish

- Zinc plated

Catalog Number	UPC	Conduit Size	Unit Carton	Ship Case	Weight/Case	B			
						A	(Min.-Max.)	C	Screws
<b>101Mi</b>	10511	<b>1/2"</b>	25	250	16	1.750	0.78-0.95	.440	2
<b>102Mi</b>	10521	<b>3/4"</b>	10	100	30	1.810	0.91-1.02	.440	2
<b>103Mi</b>	10531	<b>1"</b>	5	50	60	2.060	1.25-1.38	.560	2
<b>104Mi</b>	10541	<b>1-1/4"</b>	5	50	76	2.810	1.41-1.63	.560	2
<b>105Mi</b>	10551	<b>1-1/2"</b>	---	5	100	3.810	1.75-2.00	.560	2
<b>106Mi</b>	10561	<b>2"</b>	---	5	200	4.750	2.19-2.44	.690	2
<b>107Mi</b>	10571	<b>2-1/2"</b>	---	5	320	6.250	2.75-3.00	.880	4
<b>108Mi</b>	10581	<b>3"</b>	---	2	450	7.250	3.25-3.50	1.000	4
<b>109Mi</b>	10591	<b>3-1/2"</b>	---	1	1400	10.250	3.70-4.16	1.250	4
<b>110Mi</b>	10601	<b>4"</b>	---	1	2400	13.000	4.11-4.56	1.250	4

# BX-Flex Connectors

## 45° Angle - Squeeze Type



### Features

- Squeeze type

### Applications

- Indoor use only
- In a dry location, use to connect flexible metal conduit, aluminum and steel AC and MC cable to a steel outlet box or other metal enclosure

### Standard Material

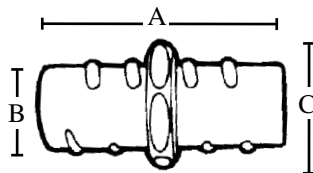
- Zinc die cast
- Zinc plated steel strap

Catalog Number	UPC	Conduit Size	KO	Unit Carton	Ship Case	Weight/Case	A	B	C
<b>390</b>	13670	<b>3/8"</b>	1/2"	50	500	45	1.588	1.132	.382

FITS MC RANGE  
.620-.780

# Flex Couplings

## Screw In Type



### Features

- Screw in coupling

### Applications

- Indoor use only
- Use to join two pieces of flexible metallic conduit

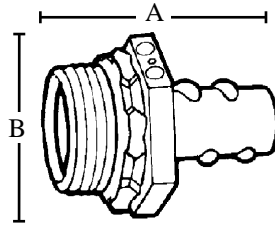
### Standard Material

- Zinc die cast

Catalog Number	UPC	Conduit Size	Unit Carton	Ship Case	Weight/Case	A	B	C
<b>461</b>	14190	<b>1/2"</b>	50	500	30	1.80	.92	1.062
<b>462</b>	14200	<b>3/4"</b>	25	250	23	2.09	1.12	1.372
<b>463</b>	14210	<b>1"</b>	25	250	38	2.41	1.37	1.687
<b>464</b>	14220	<b>1-1/4"</b>	10	100	25	2.74	1.81	2.125
<b>465</b>	14230	<b>1-1/2"</b>	10	40	16	3.05	2.12	2.375
<b>466</b>	14240	<b>2"</b>	10	40	24	3.27	2.67	2.937

# BX-Flex Connectors

## Screw In Type



### Features

- Screw in type

### Applications

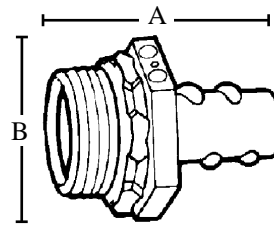
- Indoor use only
- Use to connect flexible metallic conduit to steel outlet box, load center or other metal enclosure
- 3/8" size fits 1/2" knockout
- 1-1/2"- steel and steel reduced wall flexible metal conduit

### Standard Material

- Zinc die cast

Catalog Number	UPC	BX Size	KO	Unit Carton	Ship Case	Weight/Case	A	B
<b>450</b>	14030	<b>3/8"</b>	1/2"	50	500	30	1.31	.92
<b>451</b>	14040	<b>1/2"</b>	---	50	500	30	1.38	.92
<b>452</b>	14050	<b>3/4"</b>	---	25	250	25	1.63	1.10
<b>453</b>	14060	<b>1"</b>	---	25	250	40	1.94	1.38
<b>454</b>	14070	<b>1-1/4"</b>	---	10	100	28	2.12	1.75
<b>455</b>	14080	<b>1-1/2"</b>	---	10	40	15	2.31	2.13
<b>456</b>	14090	<b>2"</b>	---	10	40	25	2.58	2.67

## Screw In Type with Insulated Throat



### Features

- Screw in type with insulated throat

### Applications

- Indoor use only
- Use to connect flexible metallic conduit to steel outlet box, load center or other metal enclosure
- 3/8" size fits 1/2" knockout

### Standard Material

- Zinc die cast

Catalog Number	UPC	BX Size	KO	Unit Carton	Ship Case	Weight/Case	A	B
<b>450i</b>	14100	<b>3/8"</b>	1/2"	50	500	30	1.31	.92
<b>451i</b>	14110	<b>1/2"</b>	---	50	500	30	1.38	.92
<b>452i</b>	14120	<b>3/4"</b>	---	25	250	25	1.63	1.10
<b>453i</b>	14130	<b>1"</b>	---	25	250	40	1.94	1.38
<b>454i</b>	14140	<b>1-1/4"</b>	---	10	100	28	2.12	1.75
<b>455i</b>	14150	<b>1-1/2"</b>	---	10	40	15	2.31	2.13
<b>456i</b>	14160	<b>2"</b>	---	10	40	25	2.58	2.67

# Flexible Steel Conduit

## Coils and Reels



### Features

- Corrosion resistant
- Smooth interior for easy wire pull through
- Easy to follow contours
- Crush resistant
- Solid wood reel attached with nylon threaded bolts

### Applications

- For use as an electrical raceway in close quarters requiring extra flexibility

### Standard Material

- Steel construction

### Standard Finish

- Hot dip galvanized zinc coating

## Coils

Catalog Number	UPC	Size	Feet/Coil	Ship Case	Weight/Case	Inside Diameter		Outside Diameter	
						Min.	Max.	Min.	Max.
<b>5200</b>	80341	<b>3/8"</b>	100'	100	15	.374	.376	.555	.571
<b>5250</b>	85482	<b>3/8"</b>	250'	250	37	.374	.376	.555	.571
<b>5201</b>	80342	<b>1/2"</b>	100'	100	21	.618	.634	.850	.866
<b>5202</b>	80343	<b>3/4"</b>	100'	100	25	.827	.846	1.043	1.063
<b>5203</b>	80345	<b>1"</b>	100'	100	45	1.039	1.059	1.280	1.299
<b>5203C50</b>	85524	<b>1"</b>	50'	50	24	1.039	1.059	1.280	1.299
<b>5204</b>	82011	<b>1-1/4"</b>	50'	50	24	1.319	1.343	1.512	1.535
<b>5205</b>	80346	<b>1-1/2"</b>	50'	50	30	1.496	1.520	1.827	1.850
<b>5205C25</b>	85526	<b>1-1/2"</b>	25'	25	16	1.496	1.520	1.827	1.850
<b>5206</b>	80347	<b>2"</b>	25'	25	19	2.047	2.075	2.335	2.362
<b>5207</b>	80348	<b>2-1/2"</b>	25'	25	26	2.520	2.559	2.913	2.953
<b>5208</b>	80349	<b>3"</b>	25'	25	31	3.071	3.110	3.465	3.504
<b>5209</b>	80350	<b>3-1/2"</b>	25'	25	34	3.504	3.551	3.909	3.957
<b>5210</b>	80351	<b>4"</b>	25'	25	34	4.094	4.154	4.449	4.508

## Reels

Catalog Number	UPC	Size	Feet/Coil	Ship Case	Weight/Case	Inside Diameter		Outside Diameter	
						Min.	Max.	Min.	Max.
<b>5200R</b>	85240	<b>3/8"</b>	1000'	1000	159	.374	.376	.555	.571
<b>5201R</b>	85241	<b>1/2"</b>	500'	500	80	.618	.634	.850	.866
<b>5201RL</b>	85508	<b>1/2"</b>	1000'	1000	160	.618	.634	.850	.866
<b>5202R</b>	85242	<b>3/4"</b>	300'	300	48	.827	.846	1.043	1.063
<b>5202R500</b>	85523	<b>3/4"</b>	500'	500	80	.827	.846	1.043	1.063
<b>5203R</b>	85243	<b>1"</b>	200'	200	99	1.039	1.059	1.280	1.299
<b>5203R300</b>	85525	<b>1"</b>	300'	300	150	1.039	1.059	1.280	1.299
<b>5204R</b>	85244	<b>1-1/4"</b>	200'	200	104	1.319	1.343	1.512	1.535
<b>5204R400</b>	85589	<b>1-1/4"</b>	400'	400	52	1.319	1.343	1.512	1.535
<b>5205R</b>	85245	<b>1-1/2"</b>	100'	100	63	1.496	1.520	1.827	1.850
<b>5206R</b>	85246	<b>2"</b>	100'	100	81	2.047	2.075	2.335	2.362



# Flexible Aluminum Conduit

## Coils and Reels



### Features

- Corrosion resistant
- Lightweight, easy to cut
- Smooth interior for easy wire pull through
- Easy to follow contours
- Crush resistant
- UL listed

### Applications

- For use as an electrical raceway in close quarters requiring extra flexibility; one-third the weight of steel
- For use with Topaz UL listed connectors 3-1/2" thru 4" HWA

### Standard Material

- Aluminum alloy construction, with tempered alloy for maximum strength


## Coils

Catalog Number	UPC	Size	Feet/Coil	Ship Case	Weight/Case	Inside Diameter		Outside Diameter	
						Min.	Max.	Min.	Max.
<b>4300</b>	86366	<b>3/8"</b>	250'	250	7	.374	.392	.559	.609
<b>4300C100</b>	86367	<b>3/8"</b>	100'	100	7	.374	.392	.559	.609
<b>4301</b>	86368	<b>1/2"</b>	100'	100	9.5	.625	.644	.859	.920
<b>4302</b>	86369	<b>3/4"</b>	100'	100	13.5	.811	.835	1.044	1.105
<b>4303</b>	86370	<b>1"</b>	50'	50	18	1.000	1.040	1.300	1.379
<b>4304</b>	86371	<b>1-1/4"</b>	50'	50	22	1.250	1.300	1.550	1.629
<b>4305</b>	86372	<b>1-1/2"</b>	25'	25	26	1.500	1.573	1.850	1.95
<b>4306</b>	86373	<b>2"</b>	25'	25	35	2.000	2.079	2.350	2.45
<b>4307</b>	86374	<b>2-1/2"</b>	25'	25	57	2.500	2.700	2.859	3.059
<b>4308</b>	86375	<b>3"</b>	25'	25	70	3.000	3.200	3.359	3.559
<b>4309</b>	86376	<b>3-1/2"</b>	25'	25	78	3.500	---	3.859	4.059
<b>4310</b>	86377	<b>4"</b>	25'	25	82	4.000	---	4.359	4.559

## Reels

Catalog Number	UPC	Size	Feet/Coil	Ship Case	Weight/Case	Inside Diameter		Outside Diameter	
						Min.	Max.	Min.	Max.
<b>4300R</b>	86378	<b>3/8"</b>	1000'	1000	7	.374	.392	.559	.609
<b>4301R</b>	86379	<b>1/2"</b>	1000'	1000	7	.625	.644	.859	.920
<b>4302R</b>	86380	<b>3/4"</b>	500'	500	9.5	.811	.835	1.044	1.105
<b>4303R</b>	86381	<b>1"</b>	300'	300	13.5	1.000	1.040	1.300	1.379
<b>4304R</b>	86382	<b>1-1/4"</b>	200'	200	18	1.250	1.300	1.550	1.629
<b>4305R</b>	86383	<b>1-1/2"</b>	100'	100	26	1.500	1.573	1.850	1.950
<b>4306R</b>	86384	<b>2"</b>	100'	100	35	2.000	2.079	2.350	2.450

# Anti Short Bushings



## Features

- Sold in bulk or bags
- With pull tab

## Applications

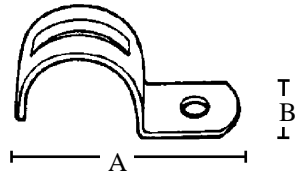
- Indoor use only
- Fits cable range: 14/2, 14/3, 12/2
- Insert one bushing at each end of conduit to protect wire

## Standard Material

- Polyethylene

Catalog Number	UPC	Size	Flex Size	Per Bag	Ship Case	Weight/Case	A	B
<b>0</b>	10000	<b>0</b>	<b>5/16"</b>	35	500 BAGS	15	0.67	0.56
<b>1</b>	10010	<b>1</b>	<b>3/8"</b>	35	400 BAGS	12	0.67	0.61
<b>2</b>	10020	<b>2</b>	<b>7/16"</b>	35	300 BAGS	18	0.84	0.61
<b>3</b>	10030	<b>3</b>	<b>1/2"</b>	20	200 BAGS	16	1.04	0.67
<b>4</b>	10040	<b>4</b>	<b>3/4"</b>	16	150 BAGS	9	1.27	0.75
BULK								
<b>0B</b>	10041	<b>0</b>	<b>5/16"</b>	---	5000	3	0.67	0.56
<b>1B</b>	10042	<b>1</b>	<b>3/8"</b>	---	5000	3	0.67	0.61
<b>2B</b>	10043	<b>2</b>	<b>7/16"</b>	---	2000	4	0.84	0.61
<b>3B</b>	10044	<b>3</b>	<b>1/2"</b>	---	2000	4	1.04	0.67
<b>4B</b>	10045	<b>4</b>	<b>3/4"</b>	---	1000	3	1.27	0.75

# BX Strap One Hole



### Features

- One hole
- Inverted rib provides extra strength

### Applications

- Used to secure AC/BX cable to wood, masonry or similar surface

### Standard Material

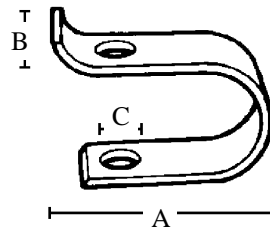
- Steel

### Standard Finish

- Zinc plated

Catalog Number	UPC	Size	Unit Carton	Ship Case	Weight/Case	A	B
<b>510BX</b>	15590	<b>14/2-10/3</b>	100	1000	14	1.25	.48
<b>1101TC</b>	14868	<b>1/4" Mini</b>	100	1000	13	.625	.50
<b>1105TC</b>	14872	<b>1/2"</b>	100	1000	14	.75	.562
<b>1106TC</b>	14871	<b>9/16"</b>	100	1000	16	1.00	.625

# BX-Flex U-Clip



### Features

- Flexible, corrosion resistant steel construction

### Applications

- Designed for use with electrical box hardware and accessories, armored cable and flexible conduit

### Standard Material

- Steel

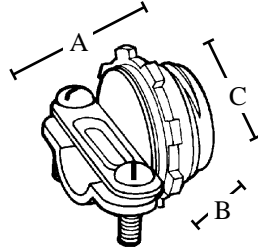
### Standard Finish

- Zinc plated

Catalog Number	UPC	Size	Ship Case	Weight/Case	A	B	C
<b>90</b>	10320	<b>3/8" Flex</b>	500	5	1.20	.670	.175

# NM Clamp Type Connectors

## 3/8" NM Cable



### Features

- Fits NM Cable: #14/2, #12/2, #12/3, AWG or 2 # 14/2 AWG or Flex cord .300 to .560 inches diameter 3/8" (1/2" KO)

### Applications

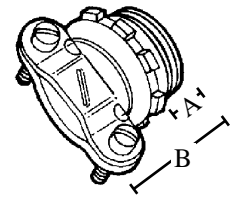
- For connecting non-metallic cable to box or enclosure

### Standard Material

- Zinc die cast

Catalog Number	UPC	Size	Fits Cable	Unit Carton	Ship Case	Weight/Case	A	B	C
120	10690	1/2"	NM Cable from 2#14-2 w/ground and 2#12-2 w/ground	100	1000	50	.814	.44	.92

## For Oval NM Cable



### Features

- Two tri-combo screws and zinc die cast locknut

### Applications

- In a dry location, use to connect non-metallic sheathed cable to a steel outlet box or other metal enclosure

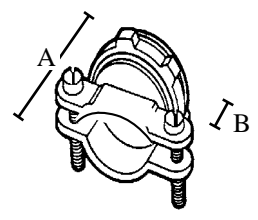
### Standard Material

- Zinc die cast

Catalog Number	UPC	Size	Fits Cable	Unit Carton	Ship Case	Weight/Case	A	B
952	19500	3/4"	Oval NM 8-2 to 6-3	25	250	25	.42	1.03
953	19510	1"	Oval NM 8-3 to 4-3	25	250	37	.57	1.20
954	19520	1-1/4"	Oval NM 4-3 to 1-3	10	100	24	.64	1.32
955	19530	1-1/2"	Oval NM 1-3 to 1/0-3	10	100	34	.60	1.32
956	19540	2"	Oval NM 1/0-3 to 4/0-3	5	50	45	.71	1.55

All above take 2 cables

## For NM and SE Round Cable



### Features

- Non-watertight
- Two screws

### Applications

- Indoor use only
- In a dry location, use to connect non-metallic sheathed cable to a steel outlet box or other metal enclosure

### Standard Material

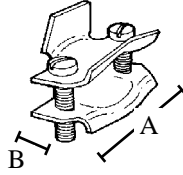
- Zinc die cast

Catalog Number	UPC	Size	Fits Cable	Unit Carton	Ship Case	Weight/Case	A	B
143R	10950	1"	SE Cable 6-3, 4-3, 4-2, 2-2 NM Cable 12-3, 12-4, 10-3, 10-4, 8-3, 8-2, 6-2, 4-2	25	250	37	1.190	.645
144R	10960	1-1/4"	SE Cable 10-2, 8-2, 6-2, 4-2 NM Cable 8-3, 6-3, 4-3, 2-3	10	100	24	1.330	.660
145R	10970	1-1/2"	SE Cables 3-3, 3-2, 3-1	5	100	34	1.470	.740
146R	10980	2"	SE Cables 3-4/0	5	50	23	1.620	.750



# NM Box Connectors

## 2 Piece Clamp Butterfly Type



### Features

- Versatile 2 piece clamp butterfly style design

### Applications

- For connecting non-metallic cable to box or enclosure


### Standard Material

- Steel

Catalog Number	UPC	Size	Fits Cable	Unit Carton	Ship Case	Weight/Case	A	B
441	13990	3/8" to 1/2"	2 or 3#14, 12, 10, 8	100	1000	50	1.310	.640
442	14000	3/4" to 1"	2 or 3#8, 6, 4	50	500	35	1.750	.765
444	14010	1-1/4"	#2/0	25	250	25	2.120	.765
445	14020	1-1/2"	#3/0, #4/0	25	250	40	2.500	.780

# Combination Connectors

## 2 Screw Clamp Type For BX-Flex, NM and MC Cable



### Features

- Fits MC range .400-.500
- 2 screw clamp type assembly

### Applications

- Companion for BX-Flex, NM and MC cables

### Standard Material

- Zinc die cast

Catalog Number	UPC	BX-Flex Size	KO Size	Unit Carton	Ship Case	Weight/Case	A	B
140	10920	3/8"	1/2"	100	1000	60	1.192	.18-.63

# Cable Connectors

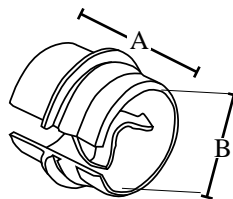
## NM Sheathed



RCR50



RCR75



### Features

- RCR50 easily installs in all 1/2" metal knock outs
- RCR75 easily installs in all 3/4" metal knockouts
- Retrofit design allows you to install from the inside or outside of enclosure

### Applications

- Remodel work or new construction
- For use with non-metallic sheathed cable

### Standard Material

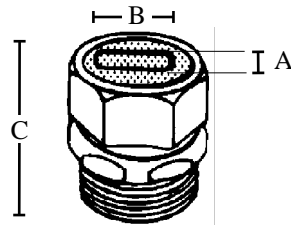
- Plastic

Catalog Number	UPC	Size	Unit Carton	Ship Case	Weight/Case	A	B
RCR50	85170	1/2"	100	1000	4	1.0	.50
RCR75	85171	3/4"	50	500	3	1.1	.75



# Watertight Connectors

## Compression Type



### Features

- Compression type
- Rubber grommet

### Applications

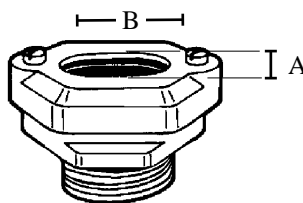
- Use to secure SE/SEU cable to metal enclosures
- For SE/SEU flat style cable; two insulating conductors

### Standard Material

- Zinc die cast

Catalog Number	UPC	Wire Size	Size	Unit Carton	Ship Case	Weight/Case	Fits Cable	Grommet Opening		
								A	B	C
873	18750	3#8	1"	10	100	34	3#8	.410 X	.650	1.875
873A	18760	3#6	1"	10	100	34	3#6	.460 X	.715	1.875
873B	18770	3#4	1"	10	100	34	3#4	.530 X	.850	1.875
874	18780	3#3	1-1/4"	10	100	52	3#3	.550 X	.910	1.937
874A	18790	3#2	1-1/4"	10	100	52	3#2	.580 X	.960	1.937
874B	18800	3#1	1-1/4"	10	100	52	3#1	.660 X	1.120	1.937
875	18810	3#1/0	1-1/2"	5	50	33	3#1/0	.705 X	1.195	2.375
875A	18820	3#2/0	1-1/2"	5	50	32	3#2/0	.740 X	1.235	2.375
876	18830	3#1/0	2"	5	50	44	3#1/0	.750 X	1.195	2.250
876A	18840	3#2/0	2"	5	50	44	3#2/0	.890 X	1.540	2.250
876B	18850	3#3/0	2"	5	50	44	3#3/0	.740 X	1.235	2.250
876C	18860	3#4/0	2"	5	50	44	3#4/0	.830 X	1.415	2.250
876D	18870	3#4/0	2"	5	50	44	3#4/0	.995 X	1.580	2.250

## 2 Screw Type



### Features

- 2 screw type
- Rubber grommet

### Applications

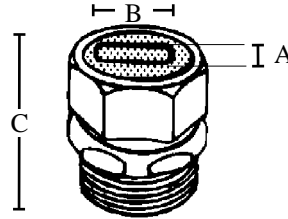
- Use to secure SE/SEU cable to metal enclosures
- For SE/SEU flat style cable; two insulating conductors

### Standard Material

- Zinc die cast

Catalog Number	UPC	Wire Size	Size	Unit Carton	Ship Case	Weight/Case	Fits Cable	Grommet Opening	
								A	B
874C	18801	3#2 2 screw	1-1/4"	10	100	52	3#2	.625 X	1.00
875C	18823	3#2	1-1/2"	5	50	44	3#2	.625 X	1.00
876E	18871	3#4/0	2"	5	50	44	3#4/0	.830 X	1.415

# Watertight Connectors For UF Cable



### Features

- Compression type
- Rubber grommet

### Applications

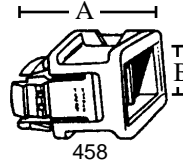

- Use to secure SE/SEU cable to metal enclosures
- Use to connect UF cable to a waterproof box with a threaded hub
- For SE/SEU flat style cable; two insulating conductors

### Standard Material

- Steel or zinc die cast

Catalog Number	UPC	Wire Size	Size	Unit Carton	Ship Case	Weight/Case	Fits Cable	Grommet Opening A	B	C
<b>871</b>	18730	14-2 12-2 10-2	<b>1/2"</b>	25	250	43	2#14	.220	X	.440 1.437
<b>872</b>	18740	14-3 12-3 10-3	<b>3/4"</b>	25	250	65	3#14	.220	X	.660 1.750
<b>871S</b>	18731	14-2 12-2	<b>1/2" Steel</b>	25	250	30	2#14	.220	X	.440 1.437
<b>872S</b>	18741	14-3 12-3 10-3	<b>3/4" Steel</b>	25	250	45	3#14	.220	X	.660 1.750

# NM Snap-In Connectors



### Features

- 1/2" or 3/4" knockouts

### Applications

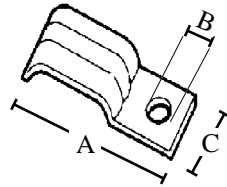
- Multiple knockout sizes accommodate many applications
- Connects NM cable in a dry location

### Standard Material

- Plastic

Catalog Number	UPC	KO Size	Unit Carton	Ship Case	Weight/Case	A	B
<b>457</b>	14091	<b>1/2" 14/2 &amp; 12/2</b>	100	1000	1.38	1.00	---
<b>458</b>	14092	<b>1/2" 2-Wire</b> Two : 14/2 or 12/2 One : 14/2 or 12/2 One : 14/2 or 10/2 One : 12/2 or 10/2	50	500	.14	1.25	.25
<b>459</b>	14093	<b>3/4"</b> One : 14/3 or 12/3 One : 10/2 8/3 or 6/3	50	500	.44	1.0938	.375

# NM Strap 1 Hole



**Features**

- Inverted rib provides extra strength

**Applications**

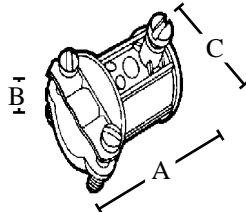
- Securely affix cables, tubing, pipe and EMT

**Standard Material**

- Steel

Catalog Number	UPC	Size	Unit Carton	Ship Case	Weight/Case	A	B	C
510RX	15600	14/2, 12/2	100	1000	14	1.08	.28	.50

# Combination Couplings Set Screw Clamp Type EMT to BX or NM



**Features**

- Set screw clamp type assembly assures a secure connection

**Applications**

- Provides transition from EMT to BX or NM cable

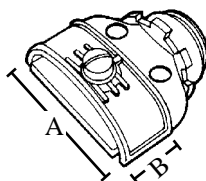
**Standard Material**

- Zinc die cast

Catalog Number	UPC	Size	Unit Carton	Ship Case	Weight/Case	A	B	
							Min.	Max.
180	11410	1/2" - 3/8"	50	500	40	1.35	.17	.63

# Duplex Connectors

## 1 Screw Clamp Type



### Features

- Fits MC range .210-.500
- Naturally corrosion resistant zinc die cast construction

### Applications

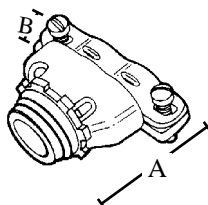
- Connect and bond BX-Flex, NM and MC cable to steel outlet boxes or other metal enclosure

### Standard Material

- Zinc die cast

Catalog Number	UPC	Size	KO Size	Unit Carton	Ship Case	Weight/Case	B		
							A	Min.	Max.
<b>350</b>	13490	<b>3/8"</b>	1/2"	25	250	32	1.57	.13	.650

## 2 Screw Clamp Type



### Features

- Duplex 2 screw clamp
- Fits aluminum smooth extruded MC range .210-.500
- Tri-combo screw head
- Male hub NPT
- UL listed locknut

### Applications

- Connect and bond BX-Flex, NM and MC cable to steel outlet boxes or other metal enclosure

### Standard Material

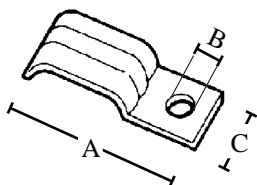
- Zinc die cast

Catalog Number	UPC	Size	KO Size	Unit Carton	Ship Case	Weight/Case	B		
							A	Min.	Max.
<b>360</b>	13500	<b>3/8"</b>	1/2"	25	250	32	1.57	.13	.650

Cable type	Cable size	Cable Diameter
Armored Cable, Steel	14/2 – 10/3	.48-.58
Armored Cable, Aluminum	14/2 – 10/3	.46-.50
MCI-Aluminum	14/2 – 10/3	.488-.810
MCI-Steel	14/2 – 10/3	.47-.60
MCI-A, Aluminum	14/2 – 10/3	.370-.495
HCF, MCI A Aluminum	12/2 - 10/2	.418-.495

# SE Straps

## One Hole - Steel



### Features

- One hole
- Inverted rib provides extra strength

### Applications

- Use to secure service entrance cable to wood and masonry

### Standard Material

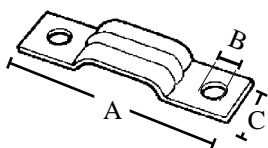
- Steel

### Standard Finish

- Zinc plated

Catalog Number	UPC	Size	Unit Carton	Ship Case	Weight/Case	A	B	C
501	14870	3#8, 6, 4	100	1000	20	1.695	.25	.570
502	14880	3#3, 2	100	1000	20	1.950	.25	.580
503	14890	3#1, 1/0, 2/0	25	250	18	2.480	.35	1.00
504	14900	3#3/0, 4/0	25	250	20	2.795	.35	1.01

## Two Hole - Steel



### Features

- Two hole enables greater load bearing

### Applications

- Use to secure service entrance cable to wood and masonry

### Standard Material

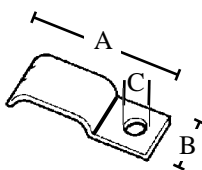
- Steel

### Standard Finish

- Zinc plated

Catalog Number	UPC	Size	Unit Carton	Ship Case	Weight/Case	A	B	C
506	14910	3#8, 6, 4	100	1000	26	2.395	.25	.750
507	14920	3#3, 2	100	1000	28	2.740	.25	.750
508	14930	3#1/0, 2/0	25	250	11	3.150	.25	.750
509	14940	3#3/0, 4/0	25	250	10	3.485	.25	.750

## One Hole - Aluminum



### Features

- One hole
- Inverted rib provides extra strength

### Applications

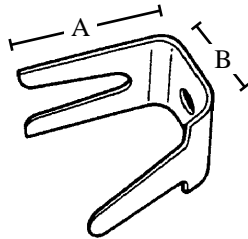
- Use to secure service entrance cable to wood and masonry

### Standard Material

- Aluminum

Catalog Number	UPC	Size	Unit Carton	Ship Case	Weight/Case	A	B	C
232A	12015	3#3-2	100	1000	2	2.0625	.625	.25
282A	12055	3#1/0, 2/0 SE	50	500	5	2.625	.75	.26
284A	12056	3#3/0, 4/0 SE	50	500	5	2.9375	1.0	.32

# SE Lock Over Clips



**Features**

- Securely attaches cable to fascia board

**Applications**

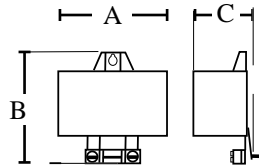
- Fast and easy installation for service entrance cables

**Standard Material**

- Aluminum

Catalog Number	UPC	Size	Unit Carton	Ship Case	Weight/Case	A	B
135	10870	6/3	100	1000	8	1.420	.750
136	10880	4/3	100	1000	10	1.52	.750
137	10890	2/3	100	1000	15	1.62	.750
138	10900	2/0	50	500	20	1.82	.890
139	10910	4/0	50	500	25	2.20	1.000

# Service Entrance Hoods



**Features**

- Constructed of crush proof PVC
- Eliminates sharp edges to avoid abrasion

**Applications**

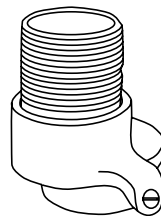
- Required in overhead applications

**Standard Material**

- PVC

Catalog Number	UPC	Size	Ship Case	Weight/Case	A	B	C
709	17432	3#3-1	50	28	.425	5.00	2.00
710	17434	3#2/0-4/0	50	54	6.00	5.19	2.50

# Rigid Offset Reducer



**Features**

- Reduces conduit size to accommodate an existing knockout
- To offset the raceway

**Applications**

- Add space to move conduit further away from wall

**Standard Material**

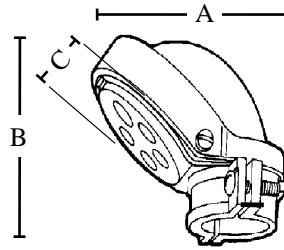
- Aluminum

Catalog Number	UPC	Size	Ship Case	Weight/Case
1203	23386	2" x 1-1/4"	50	15
1204	19767	2-1/2" x 2"	25	24



# Service Entrance Caps

## Clamp On Type



### Features

- Provides water resistant cap to protect service entrance cables
- Clamp on style for unthreaded conduit

### Applications

- Use in an overhead service entrance
- Mounts on top of EMT, Rigid, or IMC conduit
- Serves as a connecting point for the service entrance wires

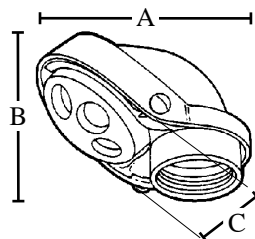
### Standard Material

- Aluminum
- Steel strap

Catalog Number	UPC	Size	Inside Hole Size	# Holes	Unit Carton	Ship Case	Weight/Case	A	B	C
<b>731</b>	17640	<b>1/2"</b>	<b>19/64</b>	4	10	50	12	2.93	2.62	2.00
<b>732</b>	17650	<b>3/4"</b>	<b>3/8</b> <b>13/32</b>	2 3	10	50	15	3.25	2.75	2.37
<b>733</b>	17660	<b>1"</b>	<b>7/16</b> <b>1/2</b>	2 3	5	25	8	3.50	3.25	2.62
<b>734</b>	17670	<b>1-1/4"</b>	<b>27/64</b> <b>5/8</b>	2 3	5	25	10	4.50	3.25	3.00
<b>735</b>	17680	<b>1-1/2"</b>	<b>19/32</b> <b>7/16</b> <b>3/4</b>	2 1 3	3	15	11	5.00	4.75	3.31
<b>736</b>	17690	<b>2"</b>	<b>17/32</b> <b>3/4</b> <b>1</b>	1 2 3	---	5	9	6.75	6.00	4.62
<b>737</b>	17700	<b>2-1/2"</b>	<b>7/8</b> <b>1</b> <b>1-5/16</b>	3 1 3	---	1	4	10.50	7.50	6.00
<b>738</b>	17710	<b>3"</b>	<b>7/8</b> <b>1</b> <b>1-5/16</b>	3 1 3	---	1	6	11.50	9.00	8.00
<b>739</b>	17720	<b>3-1/2"</b>	<b>1-1/8</b> <b>1-3/4</b>	4 3	---	1	6	12.00	9.00	8.00
<b>740</b>	17730	<b>4"</b>	<b>1-1/8</b> <b>1-3/4</b>	4 3	---	1	7	12.00	9.00	8.00

# Service Entrance Caps

## Threaded Type



### Features

- Provides water resistant cap to protect service entrance cables
- Threaded style enables easy installation

### Applications

- Use in an overhead service entrance
- Mounts on top of Rigid, or IMC conduit
- Serves as a connecting point for the service entrance wires

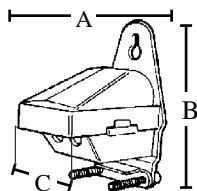
### Standard Material

- Aluminum

Catalog Number	UPC	Size	Inside Hole Size	# Holes	Unit Carton	Ship Case	Weight/Case	A	B	C
741	17740	1/2"	19/64	4	5	50	12	2.68	2.60	2.00
742	17750	3/4"	3/8 13/32	2 3	5	50	15	3.80	2.72	2.37
743	17760	1"	7/16 1/2	2 3	---	50	15	3.32	3.11	2.62
744	17770	1-1/4"	27/64 5/8	2 3	---	20	10	4.46	3.20	3.00
745	17780	1-1/2"	19/32 7/16 3/4	2 1 3	---	10	7	4.85	4.34	3.31
746	17790	2"	17/32 3/4 1	1 2 3	---	5	4	6.62	5.44	4.62
747	17800	2-1/2"	7/8 1 1-5/16	3 1 3	---	2	8	9.74	7.80	6.00
748	17810	3"	7/8 1 1-5/16	3 1 3	---	1	6	10.50	8.00	8.00
749	17820	3-1/2"	1-1/8 1-3/4	4 3	---	1	6	13.02	9.39	8.00
750	17830	4"	1-1/8 1-3/4	2 4	---	1	7	13.14	8.54	8.00
750A	17840	5"	1-1/8 1-3/4	2 4	---	1	12	11.28	8.77	8.25
750B	17850	6"	1-1/8 1-3/4	2 4	---	1	14	12.25	9.76	8.25

# Service Entrance Caps

## PVC



### Features

- Heavy duty construction
- Snap on cover

### Applications

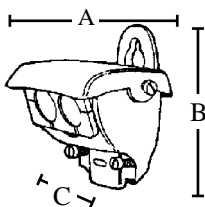
- Use as a connecting point in an overhead service entrance for SEU cable
- Fits 2/3, 3#2/0 and #4/0 cables

### Standard Material

- PVC

Catalog Number	UPC	Fits Cable	Ship Case	Weight/ Case	A	B	C
727	17610	2/3	30	8	2.75	2.75	1.87
729	17630	3#2/0, #4/0	10	11	4.25	4.25	3.00

## Clamp On With Split Insulator



### Features

- Provides water resistant cap when mounted on conduit
- Eliminates sharp edges to protect wire

### Applications

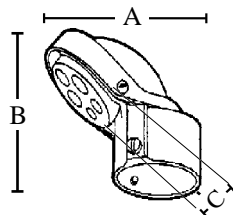
- Required in overhead applications
- Fits 3#8 to 3#1 and #1/0 to 4/0 cables

### Standard Material

- Zinc die cast
- Steel strap

Catalog Number	UPC	Fits Cable	Ship Case	Weight/ Case	A	B	C
707	17400	3#8 to 3#1	20	8	2.37	2.25	2.25
708	17430	1/0 to 4/0	10	11	4.93	3.12	3.75

## Set Screw Type



### Features

- Eliminates sharp edges to protect wire
- Extended hood

### Applications

- Required in overhead applications
- For 2" to 2-1/2" pipe sizes

### Standard Material

- Aluminum

Catalog Number	UPC	Pipe Size	Head Size	Ship Case	Weight/ Case	A	B	C
704	17390	2"	1-1/4"	10	10	4.75	4.00	3.12
705	17400	2-1/2"	1-1/4"	10	20	5.25	4.00	3.00
706	17410	2-1/2"	2"	10	20	7.00	5.50	4.50

# Roof Flashings

## Galvanized with Neoprene Seal



### Features

- Strong galvanized steel with neoprene seal
- Flexible collar

### Applications


- Watertight protection for service entrance conduit or ventilation pipes
- Directs water flow away from riser pipe entry point

### Standard Material

- Galvanized steel
- Neoprene seal

Catalog Number	UPC	Size	Ship Case	Weight/Case	A	B
984	19660	1-1/4"	25	9	12.50	8.75
985	19670	1-1/2"	25	9	12.50	8.375
986	19670	2"	25	12	14.50	10.75
987	19690	2-1/2"	25	14	14.50	10.75

## Neoprene



### Features

- Repels weather related damage from snow, ice and rain
- No caulking required
- Durable neoprene construction

### Applications

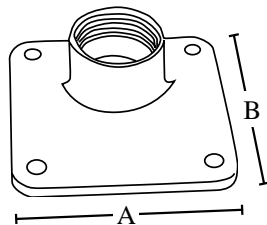
- Watertight protection for service entrance conduit or ventilation pipes
- Directs water flow away from riser pipe entry point

### Standard Material

- Neoprene

Catalog Number	UPC	Size	Ship Case	Weight/Case	A	B
994	19730	1-1/4" - 1-1/2"	25	9	12.50	8.75
995	19740	2"	25	9	12.50	8.375
996	19750	2-1/2"	25	12	14.50	10.75
997	19760	3"	25	14	14.50	10.75

# Meter Hubs



**Features**

- Includes hardware
- Corrosion resistant construction withstands inclement weather

**Applications**

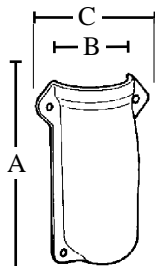
- Attach to meter boxes or enclosures to provide threaded opening for conductors

**Standard Material**

- Zinc die cast

Catalog Number	UPC	Size	Ship Case	Weight/Case	A	B
9663	85021	1"	10	2.5	3.25	3.25
9674	85022	1-1/4"	10	2.3	3.25	3.25
9685	85023	1-1/2"	10	2.0	3.25	3.25
9696	85024	2"	10	2.0	3.25	3.25
9707	85025	2-1/2"	10	2.0	3.25	3.25

# Sill Plates



**Features**

- Accompanying sealing compound and screws ensures watertight seal
- Domed top offers maximum protection

**Applications**

- Protects wires and aluminum entry holes
- Sizes for EMT and SEU

**Standard Material**

- Zinc die cast

Catalog Number	UPC	Size	Unit Carton	Ship Case	Weight/Case	A	B	C
591	15790	1/2" EMT & 3/4" EMT	10	100	10	2.37	1.00	2.61
593	15800	1" EMT & 3/3 SEU	10	100	40	2.50	1.25	3.00
594	15810	1-1/4" EMT & 2/3 SEU	---	25	15	2.61	1.56	3.76
595	15811	1-1/2" EMT	---	25	11	3.580	1.738	3.568
596	15820	4/0 SEU	---	20	17	5.81	1.88	3.48
596A	15821	2" EMT	---	25	16	4.20	2.29	4.76

# Duct-Seal Weatherproof Compound

## Gray, Asbestos Free



Catalog Number	UPC	Size	Ship Case	Weight/ Case
<b>961</b>	19550	<b>1 Lb.</b>	50	50
<b>965</b>	19560	<b>5 Lb.</b>	10	50

### Features

- Permanently soft
- Non-corrosive to metals or plastics; will not harm skin
- Adheres to clean surfaces

### Applications

- Forms water and air tight seals around junction boxes
- Deadens switch gear panel noise

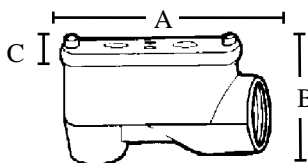
### Standard Material

- Non toxic compound; asbestos free

## Service Entrance ELLS-SLB



E148716



### Features

- Provides easy access for service
- Includes cover and gasket

### Applications

- Enables effortless wire pulling when raceway alters direction

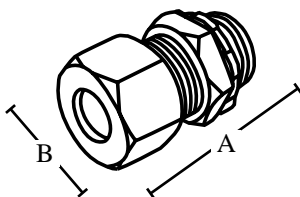
### Standard Material

- Copper free aluminum

Catalog Number	UPC	Size	Unit Carton	Ship Case	Weight/ Case	A	B	C
<b>211</b>	11650	<b>1/2"</b>	10	50	13	3.155	1.187	1.375
<b>212</b>	11660	<b>3/4"</b>	10	50	16	3.470	1.360	1.625
<b>213</b>	11670	<b>1"</b>	5	25	12	4.180	1.720	1.9375
<b>214</b>	11680	<b>1-1/4"</b>	2	10	8	5.515	2.178	2.4375
<b>214XL</b>	11682	<b>1-1/4" Long</b>	---	2	3	6.095	2.410	2.6875
<b>215</b>	11690	<b>1-1/2"</b>	1	5	6	6.595	2.846	3.0625
<b>216</b>	11700	<b>2"</b>	1	5	10	7.91	2.75	2.75
<b>216XL</b>	11702	<b>2" Long</b>	---	1	3	7.74	3.88	3.375



# Kenny Clamp



### Features

- Use as a grounding and bonding connector
- 1/2" knockout

### Applications

- Bonds a grounding electrode conductor to metallic conduit panel boards or transformer enclosures

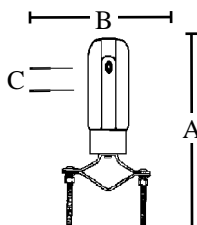
### Standard Material

- Brass

Catalog Number	UPC	Size	KO Size	Unit Carton	Ship Case	Weight/Case	A	B
1750	83964	3/0 Stranded	1/2"	10	80	20	1.75	1.0625
1751	83965	2/0 Stranded	1/2"	10	80	20	1.75	1.0625
1752	83966	1/0 Stranded	1/2"	10	80	20	1.75	1.0625
1753	83967	2 Stranded	1/2"	10	80	20	1.75	1.0625
1754	83968	4 Solid	1/2"	10	80	20	1.75	1.0625
1755	83969	4 Stranded	1/2"	10	80	20	1.75	1.0625
1756	83970	6 Solid	1/2"	10	80	20	1.75	1.0625
1757	83971	6 Stranded	1/2"	10	80	20	1.75	1.0625
1758	83972	8 Solid	1/2"	10	80	20	1.75	1.0625
1759	83973	8 Stranded	1/2"	10	80	20	1.75	1.0625

# Wireholders

## Adjustable



### Features

- Corrosion resistant and electro-galvanized finish ensure a long product life in all climates
- The unique design allows for safe and secure installation of power drop cables on the outside of buildings

### Applications

- Protects sheathing and ensures performance

### Standard Material

- Porcelain/steel

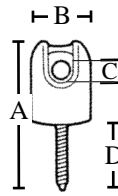
### Standard Finish

- Steel parts are electro-galvanized

Catalog Number	UPC	Size	Ship Case	Weight/Case	A	B	Opening C
999	70240	1-1/4"-3"	20	34	7.62	5.60	1.0 X .875

# Wireholders

## Light Duty with Lag Screw



### Features

- Light duty
- Includes lag screw
- Single-point wireholders are strong and compact
- Heavy cup-base and strap is a single steel stamping, to which the screw is rigidly assembled

### Applications

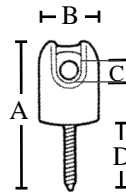
- Secure wires before entry into a mast or SE cap

### Standard Material

- Porcelain/steel

Catalog Number	UPC	Lag	Unit Carton	Ship Case	Weight/Case	A	B	Opening C	D
1001	70260	1-11/16"	10	100	25	3.0625	1.375	.5 X .375	1.687

## Medium Duty with Lag Screw



### Features

- Medium duty
- Includes lag screw
- Single-point wireholders are strong and compact
- Heavy cup-base and strap is a single steel stamping, to which the screw is rigidly assembled

### Applications

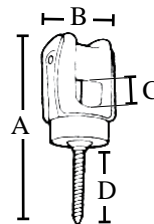
- Secure wires before entry into a mast or SE cap

### Standard Material

- Porcelain/steel

Catalog Number	UPC	Lag	Ship Case	Weight/Case	A	B	Opening C	D
1002	70270	2-1/4"	50	32	5.25	1.968	.5 X .375	2.25

## Heavy Duty with Lag Screw



### Features

- Heavy duty
- Includes lag screw
- Single-point wireholders are strong and compact
- Heavy cup-base and strap is a single steel stamping, to which the screw is rigidly assembled

### Applications

- Secure wires before entry into a mast or SE cap

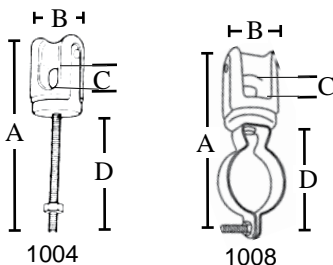
### Standard Material

- Porcelain/steel reinforced

Catalog Number	UPC	Lag	Ship Case	Weight/Case	A	B	Opening C	D
1003	70280	2-1/4"	50	34	6.1563	1.875	1.0 X .875	2.25

# Wireholders

## Heavy Duty



### Features

- Heavy duty for optimal performance
- Protects sheathing
- Bolt or hanger assembly

### Applications

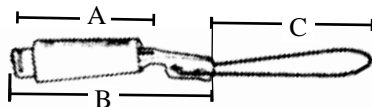
- Secure wires before their entry into a mast or SE cap

### Standard Material

- Porcelain/steel

Catalog Number	UPC	Bolt Size	Size	Ship Case	Weight/ Case	A	B	Opening C	D
1004	70290	3/8" X 5"	---	25	22	8.156	1.875	1.0 X .875	5.00
1008	70322	Hanger	2"	25	31	6.416	1.875	1.0 .875	3.375

# Wedge Grip Clamps



### Features

- Solid 6 1/2" stainless steel bail
- High quality aluminum for durability

### Applications

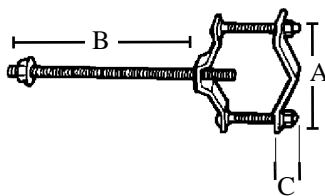
- Supports power cables and other conductors when attached to buildings or utility poles

### Standard Material

- Steel reinforced aluminum conductor

Catalog Number	UPC	Size	Ship Case	Weight/ Case	A	B	Opening C
1005	70300	6 ACSR - 2 ACSR	50	8	3.00	6.07	5.45
1006	70310	4 ACSR - 1/0 ACSR	25	7	3.75	7.26	5.45
1007	70320	2/0 ACSR - 4/0 ACSR	25	8	3.75	7.28	5.45

# Universal Pipe Support



### Features

- 10" bolt
- High strength construction

### Applications

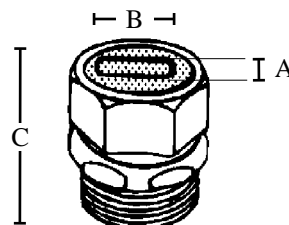
- Secure pipe sizes 1-1/4" to 3"

### Standard Material

- Steel

Catalog Number	UPC	Bolt Size	Size	Ship Case	Weight/Case	A	B	C
998	19761	1-1/4" - 3"	1/2"	20	18	4.125	9.75	1.25

# Watertight Connectors For UF Cable



### Features

- Compression type
- Rubber grommet

### Applications

- Use to secure SE/SEU cable to a metal enclosure
- Use to connect UF cable to a waterproof box with a threaded hub
- For SE/SEU flat style cable; two insulating conductors

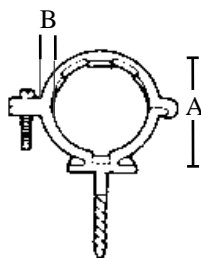
### Standard Material

- Zinc or steel

Catalog Number	UPC	Size	Wire Size	Unit Carton	Ship Case	Weight/Case	Grommet Opening			
							A	B	C	
Zinc										
871	18730	1/2"	14-2 12-2 10-2	25	250	43	.220	X	.440	1.437
872	18740	3/4"	14-3 12-3 10-3	25	250	65	.220	X	.660	1.750
Steel										
871S	18731	1/2" Steel	14-2 12-2	25	250	30	.220	X	.440	1.437
872S	18741	3/4" Steel	14-3 12-3 10-3	25	250	45	.220	X	.660	1.750

# Conduit Supports

## Aluminum Lag Screw Type



### Features

- Accommodates conduit sizes of 2" or 2-1/2"
- Includes lag screw

### Applications

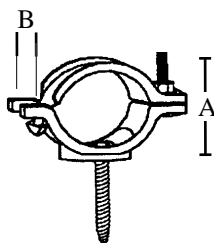
- Affixes conduit to a structure or line pole

### Standard Material

- Aluminum

Catalog Number	UPC	Conduit Size	Lag	Ship Case	Weight/Case	A	B
<b>1000</b>	70250	<b>2"</b>	2.375	25	8	2.875	.875
<b>1000A</b>	70251	<b>2-1/2"</b>	2.75	25	10	3.30	.875

## Malleable Iron Lag Screw Type



### Features

- Accommodates conduit sizes of 2" or 2-1/2"
- Includes lag screw

### Applications

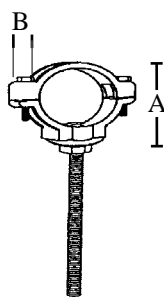
- Affixes conduit to a structure or line pole

### Standard Material

- Malleable iron

Catalog Number	UPC	Conduit Size	Lag	Ship Case	Weight/Case	A	B
<b>1106</b>	19715	<b>2"</b>	2.375	25	37	2.70	.985
<b>1107</b>	19716	<b>2-1/2"</b>	2.375	35	87	3.295	1.080

## Split Ring



### Features

- Accommodates conduit sizes of 2" or 4"
- Includes lag screw

### Applications

- Affixes conduit to a structure or line pole

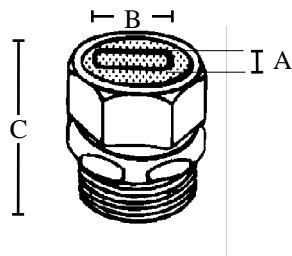
### Standard Material

- Malleable iron

Catalog Number	UPC	Conduit Size	Bolt Size	Ship Case	Weight/Case	A	B
<b>1097A</b>	83597	<b>2"</b>	1/2"-10"	25	12	2.70	.985
<b>1097</b>	19711	<b>2-1/2"</b>	1/2"-10"	25	13	3.33	1.071
<b>1098</b>	19712	<b>3"</b>	5/8"-13"	10	25	4.50	1.040
<b>1099</b>	19713	<b>3-1/2"</b>	5/8"-13"	10	27	5.125	1.075
<b>1100</b>	19714	<b>4"</b>	5/8"-13"	10	28	5.593	1.075

# Watertight Connectors

## Compression Type



### Features

- Compression type
- Rubber grommet

### Applications

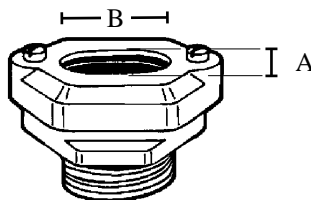
- Use to secure SE/SEU cable to a metal enclosure
- For SE/SEU flat style cable; two insulating conductors

### Standard Material

- Zinc die cast

Catalog Number	UPC	Size	Wire Size	Unit Carton	Ship Case	Weight/Case	Grommet Opening		
							A	B	C
<b>873</b>	18750	<b>1"</b>	3#8	10	100	34	.410 X	.650	1.875
<b>873A</b>	18760	<b>1"</b>	3#6	10	100	34	.460 X	.715	1.875
<b>873B</b>	18770	<b>1"</b>	3#4	10	100	34	.530 X	.850	1.875
<b>874</b>	18780	<b>1-1/4"</b>	3#3	10	100	52	.550 X	.910	1.937
<b>874A</b>	18790	<b>1-1/4"</b>	3#2	10	100	52	.580 X	.960	1.937
<b>874B</b>	18800	<b>1-1/4"</b>	3#1	10	100	52	.660 X	1.120	1.937
<b>875</b>	18810	<b>1-1/2"</b>	3#1/0	5	50	33	.705 X	1.195	2.375
<b>875A</b>	18820	<b>1-1/2"</b>	3#2/0	5	50	32	.740 X	1.235	2.375
<b>876</b>	18830	<b>2"</b>	3#1/0	5	50	44	.750 X	1.195	2.250
<b>876A</b>	18840	<b>2"</b>	3#2/0	5	50	44	.890 X	1.540	2.250
<b>876B</b>	18850	<b>2"</b>	3#3/0	5	50	44	.740 X	1.235	2.250
<b>876C</b>	18860	<b>2"</b>	3#4/0	5	50	44	.830 X	1.415	2.250
<b>876D</b>	18870	<b>2"</b>	3#4/0	5	50	44	.995 X	1.580	2.250

## Screw Type



### Features

- 2 screw type
- Rubber grommet

### Applications

- Use to secure SE/SEU cable to a metal enclosure
- For SE/SEU flat style cable; two insulating conductors

### Standard Material

- Zinc die cast

Catalog Number	UPC	Size	Wire Size	Unit Carton	Ship Case	Weight/Case	Grommet Opening	
							A	B
<b>874C</b>	18801	<b>1-1/4"</b>	3#2 2 screw	10	100	52	.625 X	1.00
<b>875C</b>	18823	<b>1-1/2"</b>	3#2	5	50	44	.625 X	1.00
<b>876E</b>	18871	<b>2"</b>	3#4/0	5	50	44	.830 X	1.415



# SE Mast Kit



**Features**

- Accommodates multiple specifications
- Kits eliminate need to purchase and stock additional components

**Applications**

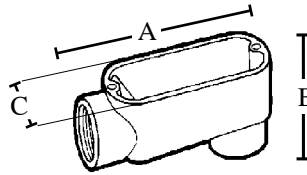
- Provides an assortment of SE mast components for the installation of overhead service drops

Catalog Number	UPC	Pipe Size	Head Size	Ship Case	Weight/Case
<b>1514</b>	19717	<b>2"</b>	1-1/4"	1	5
Consists of 704, 986, (2)1000, 1203, 1008					
<b>1517</b>	85114	<b>2"</b>	2"	1	8
Consists of 736, 986, 1008, (2)546					
<b>1515</b>	19718	<b>2-1/2"</b>	2"	1	6
Consists of 706, 999, 987, (2)998					

Kit components can be found in section 5-1 - 5-15

# Rigid Conduit Bodies

## Threaded LB Type



### Features

- Threaded LB type
- NPT tapered hubs
- Suitable for use in concrete
- Suitable for use in wet locations

### Applications

- Provides access to conductors for pulling, splicing and maintenance

### Standard Material

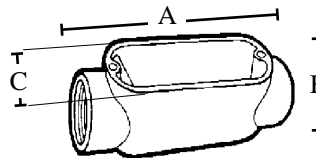
- Copper free aluminum die cast

### Standard Finish

- Powder coat

Catalog Number	UPC	Size	Wire Size		Unit Carton	Ship Case	Weight/Case	A	B	C
			Max. Number	Max. Size						
LB1	20840	1/2"	1	6 AWG	10	100	28	4.295	2.150	1.330
LB2	20850	3/4"	2	6 AWG	10	50	19	5.090	2.430	1.540
LB3	20860	1"	3	6 AWG	5	25	18	5.915	2.765	1.740
LB4	20870	1-1/4"	3	2 AWG	2	10	13	7.894	3.665	2.490
LB5	20880	1-1/2"	3	2 AWG	2	10	14	7.894	3.665	2.490
LB6	20890	2"	3	2/0 AWG	1	5	13	10.134	4.275	3.100
LB7	20900	2-1/2"	3	2/0 AWG	---	1	6	12.500	5.437	4.450
LB8	20910	3"	3	4/0 AWG	---	1	6	12.500	5.675	4.450
LB9	20920	3-1/2"	3	500 MCM	---	1	8	15.500	6.922	5.500
LB10	20930	4"	4	500 MCM	---	1	8	15.500	6.922	5.500

## Threaded C Type



### Features

- Threaded C type
- NPT tapered hubs
- Suitable for use in concrete
- Suitable for use in wet locations

### Applications

- Provides access to conductors for pulling, splicing and maintenance

### Standard Material

- Copper free aluminum die cast

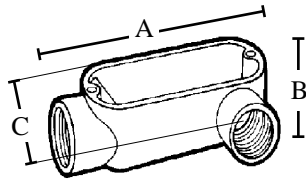
### Standard Finish

- Powder coat

Catalog Number	UPC	Size	Wire Size		Unit Carton	Ship Case	Weight/Case	A	B	C
			Max. Number	Max. Size						
C1	19900	1/2"	1	6 AWG	10	100	24	4.720	1.370	1.330
C2	19910	3/4"	2	6 AWG	10	50	21	5.570	1.625	1.540
C3	19920	1"	3	6 AWG	5	25	15	6.460	1.900	1.740
C4	19930	1-1/4"	3	2 AWG	2	10	15	8.528	2.770	2.490
C5	19940	1-1/2"	3	2 AWG	2	10	17	8.528	2.770	2.490
C6	19950	2"	3	2/0 AWG	1	5	13	10.831	3.335	3.100
C7	19960	2-1/2"	3	4/0 AWG	---	1	6	13.500	4.060	4.450
C8	19970	3"	3	250 MCM	---	1	6	13.000	4.685	4.450
C9	19980	3-1/2"	3	350 MCM	---	1	8	15.937	5.450	5.500
C10	19990	4"	4	350 MCM	---	1	8	15.937	5.450	5.500

# Rigid Conduit Bodies

## Threaded LL Type



E195124  
NEMA FB 1

### Features

- Threaded LL type
- NPT tapered hubs
- Suitable for use in concrete
- Suitable for use in wet locations

### Applications

- Provides access to conductors for pulling, splicing and maintenance

### Standard Material

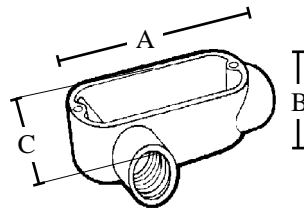
- Copper free aluminum die cast

### Standard Finish

- Powder coat

Catalog Number	UPC	Size	Wire Size		Unit Carton	Ship Case	Weight/Case	A	B	C
			Max. Number	Max. Size						
LL1	21040	1/2"	1	6 AWG	10	100	28	4.295	1.370	2.030
LL2	21050	3/4"	2	6 AWG	10	50	23	5.090	1.625	2.330
LL3	21060	1"	3	6 AWG	5	25	18	5.915	1.900	2.650
LL4	21070	1-1/4"	3	2 AWG	2	10	14	7.894	2.770	3.385
LL5	21080	1-1/2"	3	2 AWG	2	10	16	7.894	2.770	3.385
LL6	21090	2"	3	2/0 AWG	1	5	14	10.134	3.335	3.810
LL7	21100	2-1/2"	3	4/0 AWG	---	1	6	13.000	4.063	5.709
LL8	21110	3"	3	250 MCM	---	1	6	12.750	4.682	5.506
LL9	21120	3-1/2"	3	350 MCM	---	1	8	15.500	5.452	6.171
LL10	21130	4"	4	350 MCM	---	1	8	15.500	5.452	6.171

## Threaded LR Type



E195124  
NEMA FB 1

### Features

- Threaded LR type
- NPT tapered hubs
- Suitable for use in concrete
- Suitable for use in wet locations

### Applications

- Provides access to conductors for pulling, splicing and maintenance

### Standard Material

- Copper free aluminum die cast

### Standard Finish

- Powder coat

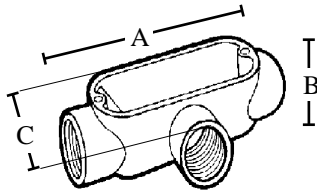
Catalog Number	UPC	Size	Wire Size		Unit Carton	Ship Case	Weight/Case	A	B	C
			Max. Number	Max. Size						
LR1	21240	1/2"	1	6 AWG	10	100	29	4.295	1.370	2.030
LR2	21250	3/4"	2	6 AWG	10	50	24	5.090	1.625	2.330
LR3	21260	1"	3	6 AWG	5	25	19	5.915	1.900	2.650
LR4	21270	1-1/4"	3	2 AWG	2	10	14	7.894	2.770	3.385
LR5	21280	1-1/2"	3	2 AWG	2	10	17	7.894	2.770	3.385
LR6	21290	2"	3	2/0 AWG	1	5	14	10.134	3.335	3.810
LR7	21300	2-1/2"	3	4/0 AWG	---	1	6	13.500	4.063	5.709
LR8	21310	3"	3	250 MCM	---	1	6	12.750	4.682	5.506
LR9	21320	3-1/2"	3	350 MCM	---	1	8	15.500	5.452	6.171
LR10	21330	4"	4	350 MCM	---	1	8	15.500	5.452	6.171

# Rigid Conduit Bodies

## Threaded T Type



E195124  
NEMA FB 1



### Features

- Threaded T type
- NPT tapered hubs
- Suitable for use in concrete
- Suitable for use in wet locations

### Applications

- Provides access to conductors for pulling, splicing and maintenance

### Standard Material

- Copper free aluminum die cast

### Standard Finish

- Powder coat

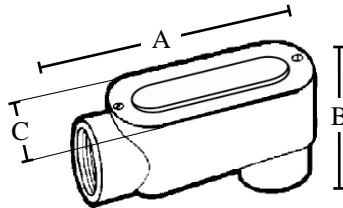
Catalog Number	UPC	Size	Wire Size		Unit Carton	Ship Case	Weight/Case	A	B	C
			Max. Number	Max. Size						
<b>T1</b>	21730	1/2"	1	6 AWG	10	100	32	4.720	1.370	2.030
<b>T2</b>	21740	3/4"	2	6 AWG	10	50	26	5.570	1.625	2.335
<b>T3</b>	21750	1"	3	6 AWG	5	25	18	6.460	1.900	2.705
<b>T4</b>	21760	1-1/4"	3	2 AWG	2	10	17	8.528	2.770	3.630
<b>T5</b>	21770	1-1/2"	3	2 AWG	2	10	19	8.528	2.770	3.630
<b>T6</b>	21780	2"	3	2/0 AWG	---	2	5	10.831	3.335	3.980
<b>T7</b>	21790	2-1/2"	3	4/0 AWG	---	1	7	13.500	4.060	5.825
<b>T8</b>	21800	3"	3	250 MCM	---	1	7	13.000	4.685	5.825
<b>T9</b>	21810	3-1/2"	3	350 MCM	---	1	9	15.937	5.450	7.060
<b>T10</b>	21820	4"	4	350 MCM	---	1	9	15.937	5.450	7.060

# Rigid Conduit Bodies with Cover and Gasket

## Threaded LB Type



E195124  
NEMA FB 1



### Features

- Threaded LB type with cover and gasket
- NPT tapered hubs
- Suitable for use in concrete
- Suitable for use in wet locations

### Applications

- Provides access to conductors for pulling, splicing and maintenance

### Standard Material

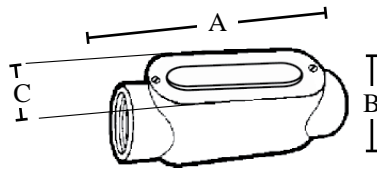
- Copper free aluminum die cast
- Cover - Stamped steel
- Gasket- Neoprene rubber

### Standard Finish

- Powder coat

Catalog Number	UPC	Size	Wire Size		Unit Carton	Ship Case	Weight/Case	A	B	C
			Max. Number	Max. Size						
<b>LB1CG</b>	20841	1/2"	1	6 AWG	10	100	34	4.295	2.150	1.330
<b>LB2CG</b>	20851	3/4"	2	6 AWG	10	50	23	5.090	2.430	1.540
<b>LB3CG</b>	20861	1"	3	6 AWG	5	25	19	5.915	2.765	1.740
<b>LB4CG</b>	20871	1-1/4"	3	2 AWG	2	10	14	7.894	3.665	2.490
<b>LB5CG</b>	20881	1-1/2"	3	2 AWG	2	10	15	7.894	3.665	2.490
<b>LB6CG</b>	20891	2"	3	2/0 AWG	1	5	14	10.134	4.275	3.100
<b>LB7CG</b>	20901	2-1/2"	3	2/0 AWG	---	1	7	12.500	5.437	4.450
<b>LB8CG</b>	20911	3"	3	4/0 AWG	---	1	7	12.500	5.675	4.450
<b>LB9CG</b>	20921	3-1/2"	3	500 MCM	---	1	10	15.500	6.922	5.500
<b>LB10CG</b>	20931	4"	3	500 MCM	---	1	10	15.500	6.922	5.500

# Rigid Conduit Bodies with Cover and Gasket Threaded C Type



### Features

- Threaded C type with cover and gasket
- NPT tapered hubs
- Suitable for use in concrete
- Suitable for use in wet locations

### Applications

- Provides access to conductors for pulling, splicing and maintenance

### Standard Material

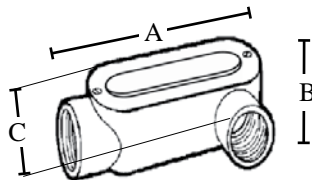
- Copper free aluminum die cast
- Cover - Stamped steel
- Gasket- Neoprene rubber

### Standard Finish

- Powder coat

Catalog Number	UPC	Size	Wire Size		Unit Carton	Ship Case	Weight/Case	A	B	C
			Max. Number	Max. Size						
<b>C1CG</b>	19901	1/2"	1	6 AWG	10	100	30	4.720	1.370	1.330
<b>C2CG</b>	19911	3/4"	2	6 AWG	10	50	25	5.570	1.625	1.540
<b>C3CG</b>	19921	1"	3	6 AWG	5	25	18	6.460	1.900	1.740
<b>C4CG</b>	19931	1-1/4"	3	2 AWG	2	10	17	8.528	2.770	2.490
<b>C5CG</b>	19941	1-1/2"	3	2 AWG	2	10	19	8.528	2.770	2.490
<b>C6CG</b>	19951	2"	3	2/0 AWG	1	5	14	10.831	3.335	3.100
<b>C7CG</b>	19961	2-1/2"	3	4/0 AWG	---	1	7	13.500	4.060	4.450
<b>C8CG</b>	19971	3"	3	250 MCM	---	1	7	13.500	4.685	4.450
<b>C9CG</b>	19981	3-1/2"	3	350 MCM	---	1	10	15.937	5.450	5.500
<b>C10CG</b>	19991	4"	4	350 MCM	---	1	10	15.937	5.450	5.500

# Threaded LL Type



### Features

- Threaded LL type with cover and gasket
- NPT tapered hubs
- Suitable for use in concrete
- Suitable for use in wet locations

### Applications

- Provides access to conductors for pulling, splicing and maintenance

### Standard Material

- Copper free aluminum die cast
- Cover - Stamped steel
- Gasket- Neoprene rubber

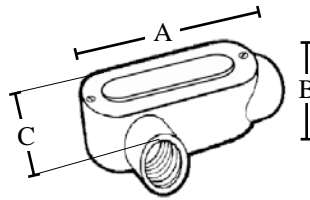
### Standard Finish

- Powder coat

Catalog Number	UPC	Size	Wire Size		Unit Carton	Ship Case	Weight/Case	A	B	C
			Max. Number	Max. Size						
<b>LL1CG</b>	21041	1/2"	1	6AWG	10	100	36	4.295	1.370	2.030
<b>LL2CG</b>	21051	3/4"	2	6AWG	10	50	23	5.090	1.625	2.330
<b>LL3CG</b>	21061	1"	3	6AWG	5	25	19	5.915	1.900	2.650
<b>LL4CG</b>	21071	1-1/4"	3	2AWG	2	10	15	7.894	2.770	3.385
<b>LL5CG</b>	21081	1-1/2"	3	2AWG	2	10	16	7.894	2.770	3.385
<b>LL6CG</b>	21091	2"	3	2/0AWG	1	5	14	10.134	3.335	3.810
<b>LL7CG</b>	21101	2-1/2"	3	4/0AWG	---	1	7	13.000	4.063	5.709
<b>LL8CG</b>	21111	3"	3	250MCM	---	1	7	12.750	4.682	5.506
<b>LL9CG</b>	21121	3-1/2"	3	350MCM	---	1	10	15.500	5.452	6.171
<b>LL10CG</b>	21131	4"	4	350MCM	---	1	10	15.500	5.452	6.171

# Rigid Conduit Bodies with Cover and Gasket

## Threaded LR Type



### Features

- Threaded LR type with cover and gasket
- NPT tapered hubs
- Suitable for use in concrete
- Suitable for use in wet locations

### Applications

- Provides access to conductors for pulling, splicing and maintenance

### Standard Material

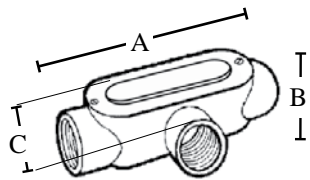
- Copper free aluminum die cast
- Cover - Stamped steel
- Gasket- Neoprene rubber

### Standard Finish

- Powder coat

Catalog Number	UPC	Size	Wire Size		Unit Carton	Ship Case	Weight/Case	A	B	C
			Max. Number	Max. Size						
<b>LR1CG</b>	21241	<b>1/2"</b>	1	6 AWG	10	100	36	4.295	1.370	2.030
<b>LR2CG</b>	21251	<b>3/4"</b>	2	6 AWG	10	50	28	5.090	1.625	2.330
<b>LR3CG</b>	21261	<b>1"</b>	3	6 AWG	5	25	17	5.915	1.900	2.650
<b>LR4CG</b>	21271	<b>1-1/4"</b>	3	2 AWG	2	10	15	7.894	2.770	3.385
<b>LR5CG</b>	21281	<b>1-1/2"</b>	3	2 AWG	2	10	18	7.894	2.770	3.385
<b>LR6CG</b>	21291	<b>2"</b>	3	2/0 AWG	1	5	14	10.134	3.335	3.810
<b>LR7CG</b>	21301	<b>2-1/2"</b>	3	4/0 AWG	---	1	7	13.000	4.063	5.709
<b>LR8CG</b>	21311	<b>3"</b>	3	250 MCM	---	1	7	12.750	4.682	5.506
<b>LR9CG</b>	21321	<b>3-1/2"</b>	3	350 MCM	---	1	10	15.500	5.452	6.171
<b>LR10CG</b>	21331	<b>4"</b>	4	350 MCM	---	1	10	15.500	5.452	6.171

## Threaded T Type



### Features

- Threaded T type with cover and gasket
- NPT tapered hubs
- Suitable for use in concrete
- Suitable for use in wet locations

### Applications

- Provides access to conductors for pulling, splicing and maintenance

### Standard Material

- Copper free aluminum die cast
- Cover - Stamped steel
- Gasket- Neoprene rubber

### Standard Finish

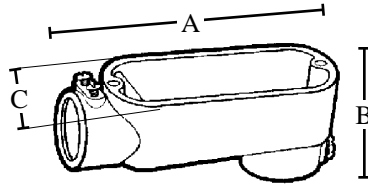
- Powder coat

Catalog Number	UPC	Size	Wire Size		Unit Carton	Ship Case	Weight/Case	A	B	C
			Max. Number	Max. Size						
<b>T1CG</b>	21731	<b>1/2"</b>	1	6 AWG	10	100	38	4.720	1.370	1.330
<b>T2CG</b>	21741	<b>3/4"</b>	2	6 AWG	10	50	30	5.570	1.625	1.540
<b>T3CG</b>	21751	<b>1"</b>	3	6 AWG	5	25	20	6.460	1.900	1.740
<b>T4CG</b>	21761	<b>1-1/4"</b>	3	2 AWG	2	10	19	8.528	2.770	2.490
<b>T5CG</b>	21771	<b>1-1/2"</b>	3	2 AWG	2	10	21	8.528	2.770	2.490
<b>T6CG</b>	21781	<b>2"</b>	3	2/0 AWG	---	2	5	10.831	3.335	3.100
<b>T7CG</b>	21791	<b>2-1/2"</b>	3	4/0 AWG	---	1	8	13.500	4.060	5.825
<b>T8CG</b>	21801	<b>3"</b>	3	250 MCM	---	1	8	13.500	4.685	5.825
<b>T9CG</b>	21811	<b>3-1/2"</b>	3	350 MCM	---	1	11	15.937	5.450	7.060
<b>T10CG</b>	21821	<b>4"</b>	4	350 MCM	---	1	11	15.937	5.450	7.060



# EMT Conduit Bodies

## Set Screw LB Type



### Features

- Set screw EMT LB type
- Suitable for use in concrete

### Applications

- Provides access to conductors for pulling, splicing and maintenance

### Standard Material

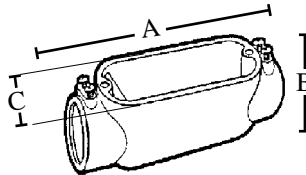
- Copper free aluminum die cast
- Steel screws

### Standard Finish

- Powder coat

Catalog Number	UPC	Size	Wire Size		Unit Carton	Ship Case	Weight/Case	A	B	C
			Max. Number	Max. Size						
<b>ELB1</b>	20470	<b>1/2"</b>	1	6 AWG	10	100	28	4.295	2.150	1.330
<b>ELB2</b>	20480	<b>3/4"</b>	2	6 AWG	10	50	19	5.090	2.430	1.540
<b>ELB3</b>	20490	<b>1"</b>	3	6 AWG	5	25	20	5.915	2.765	1.740
<b>ELB4</b>	20500	<b>1-1/4"</b>	3	2 AWG	2	10	13	7.894	3.665	2.490
<b>ELB5</b>	20510	<b>1-1/2"</b>	3	2 AWG	2	10	14	7.894	3.665	2.490
<b>ELB6</b>	20520	<b>2"</b>	3	2/O AWG	1	5	13	10.134	4.275	3.100
<b>ELB7</b>	20530	<b>2-1/2"</b>	3	2/O AWG	---	1	6	12.500	5.437	4.450
<b>ELB8</b>	20540	<b>3"</b>	3	4/O AWG	---	1	6	12.500	5.657	4.450
<b>ELB9</b>	20550	<b>3-1/2"</b>	3	500 MCM	---	1	8	15.500	6.922	5.500
<b>ELB10</b>	20560	<b>4"</b>	3	500 MCM	---	1	8	15.500	6.922	5.500

## Set Screw C Type



### Features

- Set screw C type
- Suitable for use in concrete

### Applications

- Provides access to conductors for pulling, splicing and maintenance

### Standard Material

- Copper free aluminum die cast with steel screws

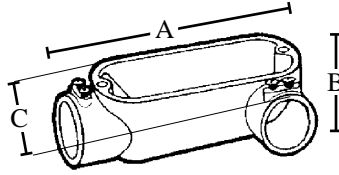
### Standard Finish

- Powder coat

Catalog Number	UPC	Size	Wire Size		Unit Carton	Ship Case	Weight/Case	A	B	C
			Max. Number	Max. Size						
<b>EC1</b>	20410	<b>1/2"</b>	1	6 AWG	10	100	24	4.720	1.370	1.330
<b>EC2</b>	20420	<b>3/4"</b>	2	6 AWG	10	50	21	5.570	1.625	1.540
<b>EC3</b>	20430	<b>1"</b>	3	6 AWG	5	25	25	6.460	1.900	1.740
<b>EC4</b>	20440	<b>1-1/4"</b>	3	2 AWG	2	10	15	8.528	2.770	2.490
<b>EC5</b>	20450	<b>1-1/2"</b>	3	2 AWG	2	10	17	8.528	2.770	2.490
<b>EC6</b>	20460	<b>2"</b>	3	2/O AWG	1	5	13	10.831	3.335	3.100
<b>EC7</b>	20461	<b>2-1/2"</b>	3	4/O AWG	---	1	6	13.00	4.063	5.709
<b>EC8</b>	20462	<b>3"</b>	3	250 MCM	---	1	7	12.50	4.682	5.506
<b>EC9</b>	20463	<b>3-1/2"</b>	3	350 MCM	---	1	8	15.50	5.452	6.171
<b>EC10</b>	20464	<b>4"</b>	4	350 MCM	---	1	8	15.50	5.452	6.171

# EMT Conduit Bodies

## Set Screw LL Type



### Features

- Set screw LL type
- Suitable for use in concrete

### Applications

- Provides access to conductors for pulling, splicing and maintenance

### Standard Material

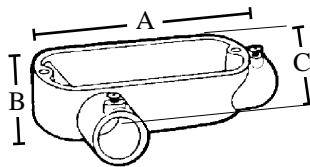
- Copper free aluminum die cast with steel screws

### Standard Finish

- Powder coat

Catalog Number	UPC	Size	Wire Size		Unit Carton	Ship Case	Weight/Case	A	B	C
			Max. Number	Max. Size						
ELL1	20570	1/2"	1	6 AWG	10	100	30	4.295	1.370	2.030
ELL2	20580	3/4"	2	6 AWG	10	50	23	5.090	1.625	2.330
ELL3	20590	1"	3	6 AWG	5	25	18	5.915	1.900	2.650
ELL4	20600	1-1/4"	3	2 AWG	2	10	14	7.894	2.770	3.385
ELL5	20610	1-1/2"	3	2 AWG	2	10	16	7.894	2.770	3.385
ELL6	20620	2"	3	2/O AWG	1	5	14	10.134	3.335	3.810
ELL7	20621	2-1/2"	3	4/O AWG	---	1	6	12.500	5.437	4.450
ELL8	20622	3"	3	250 MCM	---	1	6	12.500	5.657	4.450
ELL9	20623	3-1/2"	3	350 MCM	---	1	8	15.500	6.922	5.500
ELL10	20624	4"	4	350 MCM	---	1	8	15.500	6.922	5.500

## Set Screw LR Type



### Features

- Set screw LR type
- Suitable for use in concrete

### Applications

- Provides access to conductors for pulling, splicing and maintenance

### Standard Material

- Copper free aluminum die cast with steel screws

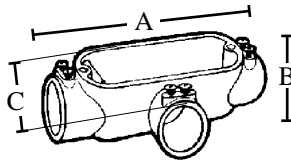
### Standard Finish

- Powder coat

Catalog Number	UPC	Size	Wire Size		Unit Carton	Ship Case	Weight/Case	A	B	C
			Max. Number	Max. Size						
ELR1	20630	1/2"	1	6 AWG	10	100	30	4.295	1.370	2.030
ELR2	20640	3/4"	2	6 AWG	10	50	24	5.090	1.625	2.330
ELR3	20650	1"	3	6 AWG	5	25	16	5.915	1.900	2.650
ELR4	20660	1-1/4"	3	2 AWG	2	10	14	7.894	2.770	3.385
ELR5	20670	1-1/2"	3	2 AWG	2	10	17	7.894	2.770	3.385
ELR6	20680	2"	3	2/O AWG	1	5	14	10.134	3.335	3.810
ELR7	20681	2-1/2"	3	4/O AWG	---	1	6	12.500	5.437	4.450
ELR8	20682	3"	3	250 MCM	---	1	6	12.500	5.657	4.450
ELR9	20683	3-1/2"	3	350 MCM	---	1	8	15.500	6.922	5.500
ELR10	20684	4"	4	350 MCM	---	1	8	15.500	6.922	5.500

# EMT Conduit Bodies

## Set Screw T Type



### Features

- Set screw T type
- Suitable for use in concrete

### Applications

- Provides access to conductors for pulling, splicing and maintenance

### Standard Material

- Copper free aluminum die cast with steel screws

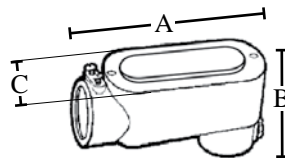
### Standard Finish

- Powder coat

Catalog Number	UPC	Size	Wire Size		Unit Carton	Ship Case	Weight/Case	A	B	C
			Max. Number	Max. Size						
<b>ET1</b>	20690	<b>1/2"</b>	1	6 AWG	10	100	32	4.720	1.370	2.030
<b>ET2</b>	20700	<b>3/4"</b>	2	6 AWG	10	50	30	5.570	1.625	2.335
<b>ET3</b>	20710	<b>1"</b>	3	6 AWG	5	25	15	6.460	1.900	2.705
<b>ET4</b>	20720	<b>1-1/4"</b>	3	2 AWG	2	10	17	8.528	2.770	3.630
<b>ET5</b>	20730	<b>1-1/2"</b>	3	2 AWG	2	10	19	8.528	2.770	3.630
<b>ET6</b>	20740	<b>2"</b>	3	2/0 AWG	---	2	5	10.831	3.335	3.980
<b>ET7</b>	20781	<b>2-1/2"</b>	3	4/0 AWG	---	1	7	13.500	4.060	5.825
<b>ET8</b>	20782	<b>3"</b>	3	250 MCM	---	1	7	13.500	4.685	5.825
<b>ET9</b>	20783	<b>3-1/2"</b>	3	350 MCM	---	1	9	15.937	5.450	7.060
<b>ET10</b>	20744	<b>4"</b>	4	350 MCM	---	1	9	15.937	5.450	7.060

# EMT Conduit Bodies with Cover and Gasket

## Set Screw LB Type



### Features

- Set screw LB type with cover and gasket
- Suitable for use in concrete

### Applications

- Provides access to conductors for pulling, splicing and maintenance

### Standard Material

- Copper free aluminum die cast
- Steel screws
- Cover - Stamped steel
- Gasket - Neoprene rubber

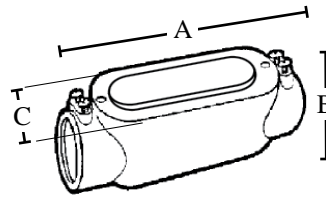
### Standard Finish

- Powder coat

Catalog Number	UPC	Size	Wire Size		Unit Carton	Ship Case	Weight/Case	A	B	C
			Max. Number	Max. Size						
<b>ELB1CG</b>	20471	<b>1/2"</b>	1	6 AWG	10	100	32	4.295	2.150	1.330
<b>ELB2CG</b>	20481	<b>3/4"</b>	2	6 AWG	10	50	23	5.090	2.430	1.540
<b>ELB3CG</b>	20491	<b>1"</b>	3	6 AWG	5	25	19	5.915	2.765	1.740
<b>ELB4CG</b>	20501	<b>1-1/4"</b>	3	2 AWG	2	10	14	7.894	3.665	2.490
<b>ELB5CG</b>	20511	<b>1-1/2"</b>	3	2 AWG	2	10	15	7.894	3.665	2.490
<b>ELB6CG</b>	20521	<b>2"</b>	3	2/0 AWG	1	5	14	10.134	4.275	3.100
<b>ELB7CG</b>	20531	<b>2-1/2"</b>	3	2/0 AWG	---	1	7	12.500	5.437	4.450
<b>ELB8CG</b>	20541	<b>3"</b>	3	4/0 AWG	---	1	7	12.500	5.657	4.450
<b>ELB9CG</b>	20551	<b>3-1/2"</b>	3	500 MCM	---	1	10	15.500	6.922	5.500
<b>ELB10CG</b>	20561	<b>4"</b>	3	500 MCM	---	1	10	15.500	6.922	5.500

# EMT Conduit Bodies with Cover and Gasket

## Set Screw C Type



### Features

- Set screw C type with cover and gasket
- Suitable for use in concrete

### Applications

- Provides access to conductors for pulling, splicing and maintenance

### Standard Material

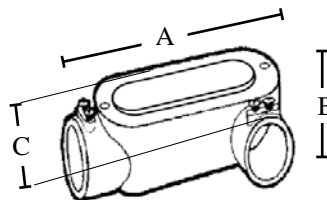
- Copper free aluminum die cast
- Steel screws
- Cover - Stamped steel
- Gasket- Neoprene rubber

### Standard Finish

- Powder coat

Catalog Number	UPC	Size	Wire Size		Unit Carton	Ship Case	Weight/Case	A	B	C
			Max. Number	Max. Size						
<b>EC1CG</b>	20411	<b>1/2"</b>	1	6 AWG	10	100	24	4.720	1.370	1.330
<b>EC2CG</b>	20421	<b>3/4"</b>	2	6 AWG	5	50	21	5.570	1.625	1.540
<b>EC3CG</b>	20431	<b>1"</b>	3	6 AWG	5	25	25	6.460	1.900	1.740
<b>EC4CG</b>	20441	<b>1-1/4"</b>	3	2 AWG	5	25	15	8.528	2.770	2.490
<b>EC5CG</b>	20451	<b>1-1/2"</b>	3	2 AWG	5	10	17	8.528	2.770	2.490
<b>EC6CG</b>	20465	<b>2"</b>	3	2/0 AWG	1	5	13	10.831	3.335	3.100
<b>EC7CG</b>	20466	<b>2-1/2"</b>	3	4/0 AWG	---	1	6	13.00	4.063	5.709
<b>EC8CG</b>	20467	<b>3"</b>	3	250 MCM	---	1	6	12.50	4.682	5.506
<b>EC9CG</b>	20468	<b>3-1/2"</b>	3	350 MCM	---	1	8	15.50	5.452	6.171
<b>EC10CG</b>	20469	<b>4"</b>	4	350 MCM	---	1	8	15.50	5.452	6.171

## Set Screw LL Type



### Features

- Set screw LL type with cover and gasket
- Suitable for use in concrete

### Applications

- Provides access to conductors for pulling, splicing and maintenance

### Standard Material

- Copper free aluminum die cast
- Steel screws

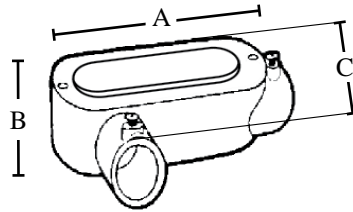
### Standard Finish

- Powder coat

Catalog Number	UPC	Size	Wire Size		Unit Carton	Ship Case	Weight/Case	A	B	C
			Max. Number	Max. Size						
<b>ELL1CG</b>	20571	<b>1/2"</b>	1	6 AWG	10	100	30	4.295	1.370	2.030
<b>ELL2CG</b>	20581	<b>3/4"</b>	2	6 AWG	10	50	23	5.090	1.625	2.330
<b>ELL3CG</b>	20591	<b>1"</b>	3	6 AWG	5	25	18	5.915	1.900	2.650
<b>ELL4CG</b>	20601	<b>1-1/4"</b>	3	2 AWG	2	10	14	7.894	2.770	3.385
<b>ELL5CG</b>	20611	<b>1-1/2"</b>	3	2 AWG	2	10	16	7.894	2.770	3.385
<b>ELL6CG</b>	20625	<b>2"</b>	3	2/0 AWG	1	5	14	10.134	3.335	3.810
<b>ELL7CG</b>	20626	<b>2-1/2"</b>	3	4/0 AWG	---	1	6	12.500	5.437	4.450
<b>ELL8CG</b>	20627	<b>3"</b>	3	250 MCM	---	1	6	12.500	5.657	4.450
<b>ELL9CG</b>	20628	<b>3-1/2"</b>	3	350 MCM	---	1	8	15.500	6.922	5.500
<b>ELL10CG</b>	20629	<b>4"</b>	4	350 MCM	---	1	8	15.500	6.922	5.500

# EMT Conduit Bodies with Cover and Gasket

## Set Screw LR Type



### Features

- Set screw LR type with cover and gasket
- Suitable for use in concrete

### Applications

- Provides access to conductors for pulling, splicing and maintenance

### Standard Material

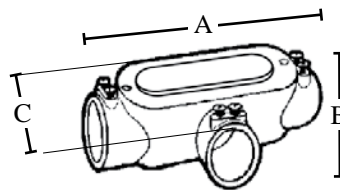
- Copper free aluminum die cast
- Steel screws
- Cover - Stamped steel
- Gasket- Neoprene rubber

### Standard Finish

- Powder coat

Catalog Number	UPC	Size	Wire Size		Unit Carton	Ship Case	Weight/Case	A	B	C
			Max. Number	Max. Size						
<b>ELR1CG</b>	20631	<b>1/2"</b>	1	6 AWG	10	100	36	4.295	1.370	2.030
<b>ELR2CG</b>	20641	<b>3/4"</b>	2	6 AWG	10	10	28	5.090	1.625	2.330
<b>ELR3CG</b>	20651	<b>1"</b>	3	6 AWG	5	25	17	5.915	1.900	2.650
<b>ELR4CG</b>	20661	<b>1-1/4"</b>	3	2 AWG	2	10	15	7.894	2.770	3.385
<b>ELR5CG</b>	20671	<b>1-1/2"</b>	3	2 AWG	2	10	18	7.894	2.770	3.385
<b>ELR6CG</b>	20685	<b>2"</b>	3	2/O AWG	1	5	14	10.134	3.335	3.810
<b>ELR7CG</b>	20686	<b>2-1/2"</b>	3	4/O AWG	---	1	7	12.500	5.437	4.450
<b>ELR8CG</b>	20687	<b>3"</b>	3	250 MCM	---	1	7	12.500	5.657	4.450
<b>ELR9CG</b>	20688	<b>3-1/2"</b>	3	350 MCM	---	1	10	15.500	6.922	5.500
<b>ELR10CG</b>	20689	<b>4"</b>	4	350 MCM	---	1	10	15.500	6.922	5.500

## Set Screw T Type



### Features

- Set screw T type with cover and gasket
- Suitable for use in concrete

### Applications

- Provides access to conductors for pulling, splicing and maintenance

### Standard Material

- Copper free aluminum die cast
- Steel screws
- Cover - Stamped steel
- Gasket- Neoprene rubber

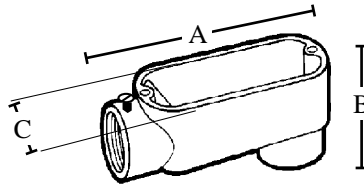
### Standard Finish

- Powder coat

Catalog Number	UPC	Size	Wire Size		Unit Carton	Ship Case	Weight/Case	A	B	C
			Max. Number	Max. Size						
<b>ET1CG</b>	20691	<b>1/2"</b>	1	6 AWG	10	100	38	4.720	1.370	2.030
<b>ET2CG</b>	20701	<b>3/4"</b>	2	6 AWG	10	50	30	5.570	1.625	2.335
<b>ET3CG</b>	20711	<b>1"</b>	3	6 AWG	10	100	20	6.460	1.900	2.705
<b>ET4CG</b>	20721	<b>1-1/4"</b>	3	2 AWG	2	10	19	8.528	2.770	3.630
<b>ET5CG</b>	20731	<b>1-1/2"</b>	3	2 AWG	2	10	21	8.528	2.770	3.630
<b>ET6CG</b>	20745	<b>2"</b>	3	2/O AWG	---	2	5	10.831	3.335	3.980
<b>ET7CG</b>	20746	<b>2-1/2"</b>	3	4/O AWG	---	1	8	13.500	4.060	5.825
<b>ET8CG</b>	20747	<b>3"</b>	3	250 MCM	---	1	8	13.500	4.685	5.825
<b>ET9CG</b>	20748	<b>3-1/2"</b>	3	350 MCM	---	1	11	15.937	5.450	7.060
<b>ET10CG</b>	20749	<b>4"</b>	4	350 MCM	---	1	11	15.937	5.450	7.060

# EMT and Rigid Combination Conduit Bodies

## LB Type



### Features

- Combination LB type
- NPT tapered hubs
- Suitable for use in concrete
- NEMA FB 1 rated for wet locations use with threaded rigid metal conduit only

### Applications

- Provides access to conductors for pulling, splicing and maintenance

### Standard Material

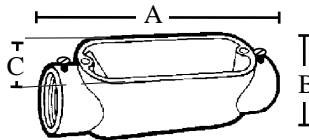
- Copper free aluminum die cast
- Steel screws

### Standard Finish

- Powder coat

Catalog Number	UPC	Size	Wire Size		Unit Carton	Ship Case	Weight/Case	A	B	C
			Max. Number	Max. Size						
<b>LB1SS</b>	20842	<b>1/2"</b>	1	6 AWG	10	100	28	4.56	2.06	1.31
<b>LB2SS</b>	20852	<b>3/4"</b>	2	6 AWG	10	50	19	5.31	2.37	1.48
<b>LB3SS</b>	20862	<b>1"</b>	3	6 AWG	5	25	18	6.25	2.63	1.75
<b>LB4SS</b>	20872	<b>1-1/4"</b>	3	2 AWG	2	10	13	8.22	3.50	2.40
<b>LB5SS</b>	20882	<b>1-1/2"</b>	3	2 AWG	2	10	14	8.22	3.75	2.40
<b>LB6SS</b>	20892	<b>2"</b>	3	2/0 AWG	---	5	13	10.13	4.13	3.10

## C Type



### Features

- Combination C type
- NPT tapered hubs
- Suitable for use in concrete
- NEMA FB 1 rated for wet locations use with threaded rigid metal conduit only

### Applications

- Provides access to conductors for pulling, splicing and maintenance

### Standard Material

- Copper free aluminum die cast
- Steel screws

### Standard Finish

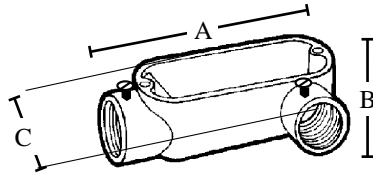
- Powder coat

Catalog Number	UPC	Size	Wire Size		Unit Carton	Ship Case	Weight/Case	A	B	C
			Max. Number	Max. Size						
<b>C1SS</b>	19902	<b>1/2"</b>	1	6 AWG	10	100	24	5.35	1.31	1.31
<b>C2SS</b>	19912	<b>3/4"</b>	2	6 AWG	10	50	21	6.00	1.62	1.48
<b>C3SS</b>	19922	<b>1"</b>	3	6 AWG	5	25	15	7.06	1.88	1.75
<b>C4SS</b>	19932	<b>1-1/4"</b>	3	2 AWG	2	10	15	9.25	2.50	2.40
<b>C5SS</b>	19942	<b>1-1/2"</b>	3	2 AWG	2	10	17	9.25	2.67	2.40
<b>C6SS</b>	19952	<b>2"</b>	3	2/0 AWG	---	5	13	11.50	3.29	3.05



# EMT and Rigid Combination Conduit Bodies

## LL Type



E195124  
NEMA FB 1

### Features

- Combination LL type
- NPT tapered hubs
- Suitable for use in concrete
- NEMA FB 1 rated for wet locations use with threaded rigid metal conduit only

### Applications

- Provides access to conductors for pulling, splicing and maintenance

### Standard Material

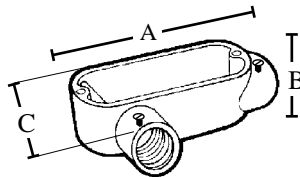
- Copper free aluminum die cast
- Steel screws

### Standard Finish

- Powder coat

Catalog Number	UPC	Size	Wire Size		Unit Carton	Ship Case	Weight/Case	A	B	C
			Max. Number	Max. Size						
LL1SS	21042	1/2"	1	6 AWG	10	100	28	4.56	1.31	2.06
LL2SS	21052	3/4"	2	6 AWG	10	50	23	5.31	1.62	2.23
LL3SS	21062	1"	3	6 AWG	5	25	18	6.25	1.88	2.50
LL4SS	21072	1-1/4"	3	2 AWG	2	10	14	8.22	2.50	3.40
LL5SS	21082	1-1/2"	3	2 AWG	2	10	16	8.22	2.67	3.48
LL6SS	21092	2"	3	2/0 AWG	---	5	14	10.48	3.29	4.07

## LR Type



E195124  
NEMA FB 1

### Features

- Combination LR type
- NPT tapered hubs
- Suitable for use in concrete
- NEMA FB 1 rated for wet locations use with threaded rigid metal conduit only

### Applications

- Provides access to conductors for pulling, splicing and maintenance

### Standard Material

- Copper free aluminum die cast
- Steel screws

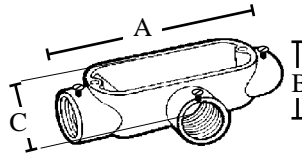
### Standard Finish

- Powder coat

Catalog Number	UPC	Size	Wire Size		Unit Carton	Ship Case	Weight/Case	A	B	C
			Max. Number	Max. Size						
LR1SS	21242	1/2"	1	6 AWG	10	100	29	4.56	1.31	2.06
LR2SS	21252	3/4"	2	6 AWG	10	50	24	5.31	1.62	2.23
LR3SS	21262	1"	3	6 AWG	5	25	19	6.25	1.88	2.50
LR4SS	21272	1-1/4"	3	2 AWG	2	10	14	8.22	2.50	3.40
LR5SS	21282	1-1/2"	3	2 AWG	2	10	17	8.22	2.67	3.48
LR6SS	21292	2"	3	2/0 AWG	---	5	4	10.48	3.29	4.07

# EMT and Rigid Combination Conduit Bodies

## T Type



NEMA FB 1

### Features

- Combination T type
- NPT tapered hubs
- Suitable for use in concrete
- NEMA FB 1 rated for wet locations use with threaded rigid metal conduit only

### Applications

- Provides access to conductors for pulling, splicing and maintenance

### Standard Material

- Copper free aluminum die cast
- Steel screws

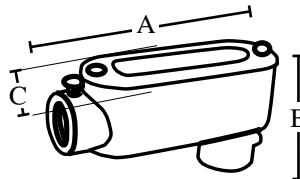
### Standard Finish

- Powder coat

Catalog Number	UPC	Size	Wire Size		Unit Carton	Ship Case	Weight/Case	A	B	C
			Max. Number	Max. Size						
<b>T1SS</b>	21732	<b>1/2"</b>	1	6 AWG	10	100	32	5.35	1.31	2.02
<b>T2SS</b>	21742	<b>3/4"</b>	2	6 AWG	10	50	26	6.00	1.62	2.22
<b>T3SS</b>	21752	<b>1"</b>	3	6 AWG	5	25	18	7.06	1.88	2.56
<b>T4SS</b>	21762	<b>1-1/4"</b>	3	2 AWG	2	10	17	7.25	2.50	3.50
<b>T5SS</b>	21772	<b>1-1/2"</b>	3	2 AWG	2	10	19	9.25	2.67	3.50
<b>T6SS</b>	21782	<b>2"</b>	3	2/0 AWG	---	5	5	11.50	3.29	4.25

# EMT and Rigid Combination Conduit Bodies with Cover and Gasket

## LB Type



NEMA FB 1

### Features

- Combination LB type with cover and gasket
- NPT tapered hubs
- Suitable for use in concrete
- NEMA FB 1 rated for wet locations use with threaded rigid metal conduit only

### Applications

- Provides access to conductors for pulling, splicing and maintenance

### Standard Material

- Copper free aluminum die cast
- Cover - Stamped steel
- Gasket- Neoprene rubber

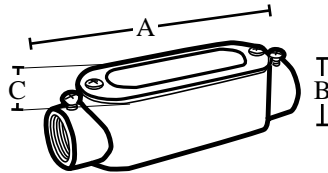
### Standard Finish

- Powder coat

Catalog Number	UPC	Size	Wire Size		Unit Carton	Ship Case	Weight/Case	A	B	C
			Max. Number	Max. Size						
<b>LB1SSCG</b>	83768	<b>1/2"</b>	1	6 AWG	10	100	34	4.56	2.06	1.31
<b>LB2SSCG</b>	83769	<b>3/4"</b>	2	6 AWG	10	50	23	5.31	2.37	1.48
<b>LB3SSCG</b>	83770	<b>1"</b>	3	6 AWG	5	25	19	6.25	2.63	1.75
<b>LB4SSCG</b>	83771	<b>1-1/4"</b>	3	2 AWG	2	10	14	8.22	3.50	2.40
<b>LB5SSCG</b>	83772	<b>1-1/2"</b>	3	2 AWG	2	10	15	8.22	3.75	2.40
<b>LB6SSCG</b>	83773	<b>2"</b>	3	2/0 AWG	---	5	14	10.13	4.28	3.10

# EMT and Rigid Combination Conduit Bodies with Cover and Gasket

## C Type



### Features

- Combination C type with cover and gasket
- NPT tapered hubs
- Suitable for use in concrete
- NEMA FB 1 rated for wet locations use with threaded rigid metal conduit only

### Applications

- Provides access to conductors for pulling, splicing and maintenance

### Standard Material

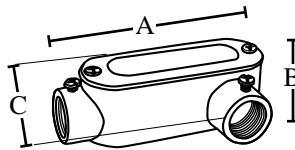
- Copper free aluminum die cast
- Cover - Stamped steel
- Gasket- Neoprene rubber

### Standard Finish

- Powder coat

Catalog Number	UPC	Size	Wire Size		Unit Carton	Ship Case	Weight/Case	A	B	C
			Max. Number	Max. Size						
<b>C1SSCG</b>	83786	<b>1/2"</b>	1	6 AWG	10	100	30	5.35	1.31	1.31
<b>C2SSCG</b>	83787	<b>3/4"</b>	2	6 AWG	10	50	25	6.00	1.62	1.48
<b>C3SSCG</b>	83788	<b>1"</b>	3	6 AWG	5	25	18	7.06	1.88	1.75
<b>C4SSCG</b>	83789	<b>1-1/4"</b>	3	2 AWG	2	10	17	9.25	2.50	2.40
<b>C5SSCG</b>	83790	<b>1-1/2"</b>	3	2 AWG	2	10	19	9.25	2.67	2.40
<b>C6SSCG</b>	83791	<b>2"</b>	3	2/0 AWG	---	5	14	11.50	3.29	3.05

## LL Type



### Features

- Combination LL type with cover and gasket
- NPT tapered hubs
- Suitable for use in concrete
- NEMA FB 1 rated for wet locations use with threaded rigid metal conduit only

### Applications

- Provides access to conductors for pulling, splicing and maintenance

### Standard Material

- Copper free aluminum die cast
- Cover - stamped steel
- Gasket- neoprene rubber

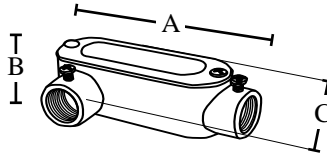
### Standard Finish

- Powder coat

Catalog Number	UPC	Size	Wire Size		Unit Carton	Ship Case	Weight/Case	A	B	C
			Max. Number	Max. Size						
<b>LL1SSCG</b>	83774	<b>1/2"</b>	1	6 AWG	10	100	36	4.56	1.31	2.06
<b>LL2SSCG</b>	83775	<b>3/4"</b>	2	6 AWG	10	50	23	5.31	1.62	2.23
<b>LL3SSCG</b>	83776	<b>1"</b>	3	6 AWG	5	25	19	6.25	1.88	2.50
<b>LL4SSCG</b>	83777	<b>1-1/4"</b>	3	2 AWG	2	10	15	8.22	2.50	3.40
<b>LL5SSCG</b>	83778	<b>1-1/2"</b>	3	2 AWG	2	10	16	8.22	2.67	3.48
<b>LL6SSCG</b>	83779	<b>2"</b>	3	2/0 AWG	---	5	14	10.48	3.29	4.07

# EMT and Rigid Combination Conduit Bodies with Covers and Gaskets

## LR Type



E195124  
NEMA FB 1

### Features

- Combination LR type with cover and gasket
- NPT tapered hubs
- Suitable for use in concrete
- NEMA FB 1 rated for wet locations use with threaded rigid metal conduit only

### Applications

- Provides access to conductors for pulling, splicing and maintenance

### Standard Material

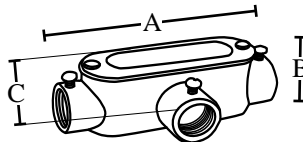
- Copper free aluminum die cast
- Cover - Stamped steel
- Gasket - Neoprene rubber

### Standard Finish

- Powder coat

Catalog Number	UPC	Size	Wire Size		Unit Carton	Ship Case	Weight/Case	A	B	C
			Max. Number	Max. Size						
LR1SSCG	83780	1/2"	1	6 AWG	10	100	36	4.56	1.31	2.06
LR2SSCG	83781	3/4"	2	6 AWG	10	50	28	5.31	1.62	2.23
LR3SSCG	83782	1"	3	6 AWG	5	25	17	6.25	1.88	2.50
LR4SSCG	83783	1-1/4"	3	2 AWG	2	10	15	8.22	2.50	3.40
LR5SSCG	83784	1-1/2"	3	2 AWG	2	10	18	8.22	2.67	3.48
LR6SSCG	83785	2"	3	2/0 AWG	---	5	14	10.48	3.29	4.07

## T Type



E195124  
NEMA FB 1

### Features

- Combination T type with cover and gasket
- NPT tapered hubs
- Suitable for use in concrete
- NEMA FB 1 rated for wet locations use with threaded rigid metal conduit only

### Applications

- Provides access to conductors for pulling, splicing and maintenance

### Standard Material

- Copper free aluminum die cast
- Cover - Stamped steel
- Gasket - Neoprene rubber

### Standard Finish

- Powder coat

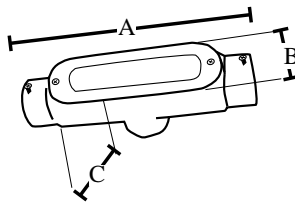
Catalog Number	UPC	Size	Wire Size		Unit Carton	Ship Case	Weight/Case	A	B	C
			Max. Number	Max. Size						
T1SSCG	83792	1/2"	1	6 AWG	10	100	38	5.35	1.31	2.02
T2SSCG	83793	3/4"	2	6 AWG	10	50	30	6.00	1.62	2.22
T3SSCG	83794	1"	3	6 AWG	5	25	20	7.06	1.88	2.56
T4SSCG	83795	1-1/4"	3	2 AWG	2	10	19	7.25	2.50	3.50
T5SSCG	83796	1-1/2"	3	2 AWG	2	10	21	9.25	2.67	3.50
T6SSCG	83797	2"	3	2/0 AWG	---	5	5	11.50	3.29	4.25

# EMT and Rigid Combination Conduit Bodies with Covers and Gaskets

## TB Type



E195124  
NEMA FB 1



### Features

- Combination TB type with cover and gasket
- NPT tapered hubs
- Suitable for use in concrete
- NEMA FB 1 rated for wet locations use with threaded rigid metal conduit only

### Applications

- Provides access to conductors for pulling, splicing and maintenance

### Standard Material

- Copper free aluminum die cast
- Cover - Stamped steel
- Gasket - Neoprene rubber

### Standard Finish

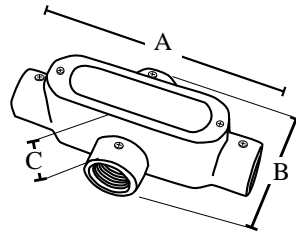
- Powder coat

Catalog Number	UPC	Size	Wire Size		Unit Carton	Ship Case	Weight/Case	A	B	C
			Max. Number	Max. Size						
<b>TB1SSCG</b>	17572	<b>1/2"</b>	1	6 AWG	10	100	38	5.35	1.31	2.02
<b>TB2SSCG</b>	17573	<b>3/4"</b>	2	6 AWG	10	50	30	6.00	1.62	2.22
<b>TB3SSCG</b>	17574	<b>1"</b>	3	6 AWG	5	25	18	7.06	1.88	2.56
<b>TB4SSCG</b>	17575	<b>1-1/4"</b>	3	2 AWG	2	10	17	7.25	2.50	3.50
<b>TB5SSCG</b>	17576	<b>1-1/2"</b>	3	2 AWG	2	10	19	9.25	2.67	3.50
<b>TB6SSCG</b>	17577	<b>2"</b>	3	2/0 AWG	---	5	14	11.50	3.29	4.25

## X Type



E195124  
NEMA FB 1



### Features

- Combination X type with cover and gasket
- NPT tapered hubs
- Suitable for use in concrete
- NEMA FB 1 rated for wet locations use with threaded rigid metal conduit only

### Applications

- Provides access to conductors for pulling, splicing and maintenance

### Standard Material

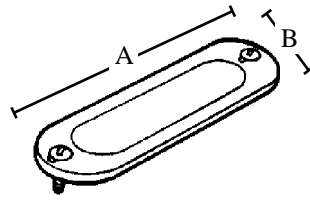
- Copper free aluminum die cast
- Cover - Stamped steel
- Gasket - Neoprene rubber

### Standard Finish

- Powder coat

Catalog Number	UPC	Size	Wire Size		Unit Carton	Ship Case	Weight/Case	A	B	C
			Max. Number	Max. Size						
<b>X1SSCG</b>	17566	<b>1/2"</b>	1	6 AWG	5	50	20	4.75	2.6875	1.625
<b>X2SSCG</b>	17567	<b>3/4"</b>	2	6 AWG	5	25	16	5.50	3.00	1.875
<b>X3SSCG</b>	17568	<b>1"</b>	3	6 AWG	2	10	7	6.50	3.50	2.125
<b>X4SSCG</b>	17569	<b>1-1/4"</b>	3	2 AWG	1	5	9	8.25	4.50	2.75
<b>X5SSCG</b>	17570	<b>1-1/2"</b>	3	2 AWG	1	5	10	8.25	4.50	2.75
<b>X6SSCG</b>	17571	<b>2"</b>	3	2/0 AWG	1	2	6	10.50	5.3750	3.625

# Conduit Body Covers Aluminum with Screws



### Features

- Lightweight and corrosion resistant
- Includes screws

### Applications

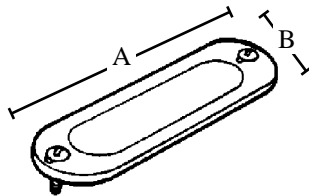
- Designed for use with Topaz Conduit Bodies; interchangeable with all major brands

### Standard Material

- Aluminum

Catalog Number	UPC	Size	Unit Carton	Ship Case	Weight/Case	A	B
571	15450	1/2"	25	250	15	3.875	1.310
572	15460	3/4"	25	250	20	4.625	1.520
573	15470	1"	10	100	9	5.315	1.710
574	15480	1-1/4"-1-1/2"	---	25	4	7.240	2.510
576	15490	2"	---	25	7	9.484	3.110
577	15500	2-1/2"-3"	---	10	8	12.187	4.440
579	15510	3-1/2"-4"	---	5	7	14.937	5.500

# Painted with Screws - Steel



### Features

- Domed design allows for additional wiring space
- Includes screws

### Applications

- Designed for use with Topaz Conduit Bodies; interchangeable with all major brands

### Standard Material

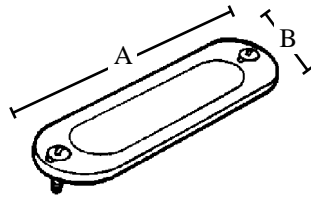
- Painted steel

Catalog Number	UPC	Size	Unit Carton	Ship Case	Weight/Case	A	B
571P	51160	1/2"	25	250	18	3.875	1.310
572P	51177	3/4"	25	250	23	4.625	1.520
573P	51184	1"	10	100	10	5.315	1.710
574P	51191	1-1/4"-1-1/2"	25	25	4	7.240	2.510
576P	51207	2"	25	25	6	9.484	3.110
577P	51214	2-1/2"-3"	10	10	7	12.187	4.440
579P	51221	3-1/2"-4"	5	5	10	14.937	5.500



# Conduit Body Covers

## Zinc Plated Steel with Screws



### Features

- Domed design allows for additional wiring space
- Includes screws

### Applications

- Designed for use with Topaz Conduit Bodies; interchangeable with all major brands

### Standard Material

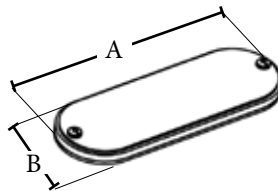
- Steel

### Standard Finish

- Zinc plated

Catalog Number	UPC	Size	Unit Carton	Ship Case	Weight/Case	A	B
571S	15520	1/2"	25	250	15	3.875	1.310
572S	15530	3/4"	25	250	20	4.625	1.520
573S	15540	1"	10	100	8	5.315	1.710
574S	15550	1-1/4"-1-1/2"	---	25	4	7.240	2.510
576S	15560	2"	---	25	7	9.484	3.110
577S	15570	2-1/2"-3"	---	10	7	12.187	4.440
579S	15580	3-1/2"-4"	---	5	9	14.937	5.500

# Malleable Iron



### Features

- Heavy duty malleable iron
- Includes screws

### Applications

- Designed for use with Topaz Conduit Bodies; interchangeable with all major brands

### Standard Material

- Malleable iron

### Standard Finish

- Zinc plated

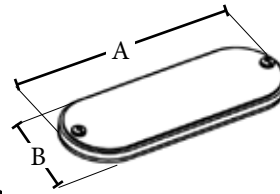
Catalog Number	UPC	Size	Unit Carton	Ship Case	Weight/Case	A	B
571M	86402	1/2"	25	250	23	3.875	1.310
572M	86403	3/4"	25	250	31	4.625	1.520
573M	86404	1"	10	100	41	5.315	1.710
574M	86405	1-1/4"-1-1/2"	---	25	91	7.240	2.510
576M	86406	2"	---	25	208	9.484	3.110
577M	86407	2-1/2"-3"	---	10	358	12.187	4.440
579M	86408	3-1/2"-4"	---	5	56	14.937	5.500

# Conduit Body Covers

## Hot Dip Galvanized - Malleable Iron



E195124  
 Conforms to finish thickness  
 ASTM A123/123M  
 UL 514B  
 NEMA FB 1  
 Federal Spec. A-A-50563



### Features

- Hot dip galvanized for added durability and corrosion protection, use with gasket for wet locations
- Includes screws

### Applications

- For use with Topaz Conduit Bodies 1/2" - 4"

### Standard Material

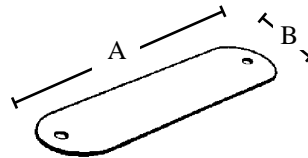
- Malleable iron
- Galvanized steel screws

### Standard Finish

- Hot dip galvanized

Catalog Number	UPC	Size	Unit Carton	Ship Case	Weight/Case	A	B
571MHDG	86663	1/2"	10	100	24	3.97	1.34
572MHDG	86664	3/4"	10	100	31	4.68	1.57
573MHDG	86665	1"	5	50	21	5.39	1.79
574MHDG	86666	1-1/4"-1-1/2"	---	25	23	7.23	2.52
576MHDG	86667	2"	---	25	52	9.51	3.15
577MHDG	86668	2-1/2"-3"	---	10	35	12.24	4.45
579MHDG	86669	3-1/2"-4"	---	10	55	14.99	5.53

# Conduit Body Gaskets



### Features

- Provides dust proof seal between conduit body and cover to protect from hazardous elements
- Fits all LB LL, LR, C and T type conduit bodies and covers

### Applications

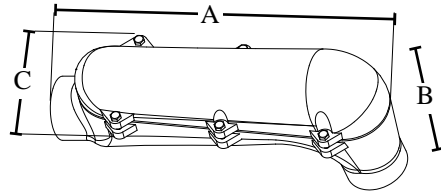
- For use with Topaz Conduit Bodies 1/2" - 4"

### Standard Material

- Neoprene

Catalog Number	UPC	Size	Unit Carton	Ship Case	Weight/Case	A	B
581	15710	1/2"	50	500	1	3.935	1.360
582	15720	3/4"	50	500	1	4.600	1.550
583	15730	1"	25	500	2	5.370	1.760
584	15740	1-1/4"-1-1/2"	25	500	2	7.250	2.500
586	15750	2"	25	250	2	9.500	3.070
587	15760	2-1/2"-3"	10	100	2	12.125	4.355
589	15770	3-1/2"-4"	5	50	2	14.812	5.400

# Mogul Conduit Bodies with Cover and Gasket LB Type with Rollers - Hot Dip Galvanized - Cast Iron



E195124

Conforms to finish thickness  
ASTM A126  
UL listed  
NEMA FB 1  
Federal Spec. A-A-50563

## Features

- Meets Section 314.28 rule for 6x the conduit trade size between hubs
- Built in cable pulling roller included for easier pulling
- Threaded NPT tapered hubs for Rigid conduit and IMC
- Smooth and round integral hub bushings protect conductor insulation
- UL listed for raintight and wet locations
- Suitable for use in Class 1, Division 2 hazardous locations
- Supplied completely assembled with cover, gasket and stainless steel cover screws

## Applications

- Allows large and heavy conductor access to the inside of a raceway for wire pulling
- Provides larger openings for splicing and maintenance

## Standard Material

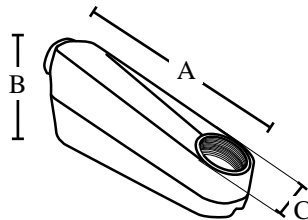
- Body - Cast iron
- Gasket - Neoprene rubber
- Screws - Stainless steel

## Standard Finish

- Hot dip galvanized

Catalog Number	UPC	Size	Wire Size		Internal Volume in <sup>3</sup>	Ship Case	Weight/Case	A	B	C
			Max. Number	Max. Size						
<b>MLBCG7</b>	32131	<b>2-1/2"</b>	3	400 MCM	210	1	26	18.19	8.19	5.79
<b>MLBCG8</b>	32132	<b>3"</b>	3	750 MCM	345	1	34	21.26	10.35	5.79
<b>MLBCG9</b>	32133	<b>3-1/2"</b>	3	1000 MCM	500	1	74	24.60	10.59	6.39
<b>MLBCG10</b>	32134	<b>4"</b>	3	1000 MCM	740	1	74	27.68	13.03	7.01

# LB Type - Aluminum



E195124

NEMA FB 1

## Features

- Meets NEC 6x requirement
- NEMA FB 1, UL listed for use in wet locations
- Protects electrical installations in extreme industrial environments

## Applications

- Mogul conduit bodies are used to gain greater access to the interior of a raceway for wire pulling, inspection and maintenance where the raceway changes direction

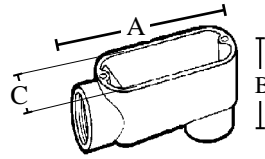
## Standard Material

- Body - Aluminum
- Gasket - Fiber
- Stainless steel screws

Catalog Number	UPC	Size	Wire Size		Internal Volume (in <sup>3</sup> )	Ship Case	Weight/Case	A	B	C
			Max. Number	Max. Size						
<b>MLBCG4</b>	32110	<b>1-1/4"</b>	3	2 AWG	40	5	8	9.68	4.29	2.12
<b>MLBCG5</b>	32120	<b>1-1/2"</b>	3	1/0 AWG	128	2	10	14.56	6.32	3.18
<b>MLBCG6</b>	32130	<b>2"</b>	3	4/0 AWG	128	2	9	14.56	6.32	3.18

# Rigid Conduit Bodies

## Threaded LB Type - Malleable Iron



### Features

- NPT tapered hubs
- Suitable for use in concrete

### Applications

- Provides access to conductors for pulling, splicing and maintenance

### Standard Material

- Malleable iron

### Standard Finish

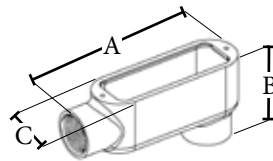
- Zinc plated, aluminum enameled

Catalog Number	UPC	Size	Wire Size		Ship Case	Weight/Case	A	B	C
			Max. Number	Max. Size					
<b>LB1M</b>	20940	<b>1/2"</b>	---	---	10	7	4.56	2.06	1.31
<b>LB2M</b>	20950	<b>3/4"</b>	3	6 AWG	10	9	5.31	2.37	1.48
<b>LB3M</b>	20960	<b>1"</b>	3	4 AWG	5	6	6.25	2.63	1.75
<b>LB4M</b>	20970	<b>1-1/4"</b>	3	2 AWG	5	23	8.22	3.50	2.40
<b>LB5M</b>	20980	<b>1-1/2"</b>	3	1/0 AWG	10	26	8.22	3.75	2.40
<b>LB6M</b>	20990	<b>2"</b>	3	4/0 AWG	5	26	10.48	4.31	3.05
<b>LB7M</b>	21000	<b>2-1/2"</b>	3	300 MCM	1	10	13.75	4.45	4.38
<b>LB8M</b>	21010	<b>3"</b>	3	350 MCM	1	13	13.75	4.45	4.38
<b>LB9M</b>	21020	<b>3-1/2"</b>	3	500 MCM	1	22	16.75	5.80	5.63
<b>LB10M</b>	21030	<b>4"</b>	3	500 MCM	1	24	16.75	5.80	5.63

## Threaded LB Type - Hot Dip Galvanized



Conforms to finish thickness ASTM A123/123M  
UL 514A and UL 514D  
NEMA FB1  
Federal Spec. A-A-50563



### Features

- Hot dip galvanized finish provides superior protection against severe environmental factors

### Applications

- Provides taps for branch conduit runs
- Enables 90 degree bends in conduit runs

### Standard Material

- Malleable iron

### Standard Finish

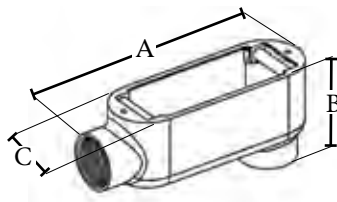
- Hot dip galvanized

Catalog Number	UPC	Size	Wire Size		Internal Volume (in <sup>3</sup> )	Ship Case	Weight/Case	A	B	C
			Max. Number	Max. Size						
<b>LB1MHDG</b>	86613	<b>1/2"</b>	---	---	4.5	10	7	4.69	2.18	1.36
<b>LB2MHDG</b>	86614	<b>3/4"</b>	3	6 AWG	7.5	10	9	5.42	2.36	1.57
<b>LB3MHDG</b>	86615	<b>1"</b>	3	4 AWG	12.5	5	6	6.28	2.86	1.79
<b>LB4MHDG</b>	86616	<b>1-1/4"</b>	3	2 AWG	32.3	5	12	8.12	3.49	2.52
<b>LB5MHDG</b>	86617	<b>1-1/2"</b>	3	1/0 AWG	35.3	2	11	8.15	3.69	2.52
<b>LB6MHDG</b>	86618	<b>2"</b>	3	4/0 AWG	73	1	6	10.53	4.52	3.15
<b>LB7MHDG</b>	86619	<b>2-1/2"</b>	3	300 MCM	142	1	10	13.76	5.39	4.45
<b>LB8MHDG</b>	86620	<b>3"</b>	3	400 MCM	173	1	13	13.82	6.18	4.45
<b>LB9MHDG</b>	86621	<b>3-1/2"</b>	3	500 MCM	300	1	22	16.65	7.19	5.53
<b>LB10MHDG</b>	86622	<b>4"</b>	3	500 MCM	328	1	24	16.65	7.36	5.53

# Rigid Conduit Bodies with Rollers Threaded LB Type - Hot Dip Galvanized



E195124  
Conforms to finish thickness ASTM  
A123/123M  
UL 514A and UL 514D  
NEMA FB 1  
Federal Spec. A-A-50563



### Features

- Built-in rollers facilitate wire pulling
- Hot dip galvanized finish provides superior protection against severe environmental factors

### Applications

- Provides taps for branch conduit runs
- Enables 90 degree bends in conduit runs

### Standard Material

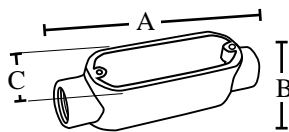
- Body - Malleable iron
- Rollers - Steel

### Standard Finish

- Hot dip galvanized

Catalog Number	UPC	Size	Wire Size		Internal Volume (in <sup>3</sup> )	Ship Case	Weight/Case	A	B	C
			Max. Number	Max. Size						
LBR4MHDG	86670	1-1/4"	3	2 AWG	32.3	5	13	8.12	3.49	2.52
LBR5MHDG	86671	1-1/2"	3	1/0 AWG	35.3	2	7	8.15	3.69	2.52
LBR6MHDG	86672	2"	3	4/0 AWG	73	1	6	10.53	4.52	3.15
LBR7MHDG	86673	2-1/2"	3	300 MCM	142	1	11	13.76	5.39	4.45
LBR8MHDG	86674	3"	3	400 MCM	173	1	13	13.82	6.18	4.45
LBR9MHDG	86675	3-1/2"	3	500 MCM	300	1	22	16.65	7.19	5.53
LBR10MHDG	86676	4"	3	500 MCM	328	1	24	16.65	7.36	5.53

# Rigid Conduit Bodies Threaded C Type - Malleable Iron



### Features

- NPT tapered hubs
- Suitable for use in concrete

### Applications

- Provides access to conductors for maintenance and future system changes
- Connects conduit sections

### Standard Material

- Malleable iron

### Standard Finish

- Zinc plated, aluminum enameled

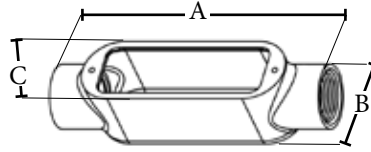
Catalog Number	UPC	Size	Wire Size		Internal Volume (in <sup>3</sup> )	Ship Case	Weight/Case	A	B	C
			Max. Number	Max. Size						
C1M	20000	1/2"	---	---	4.5	10	7	5.35	1.31	1.31
C2M	20010	3/4"	3	6 AWG	7.5	10	23	6.00	1.62	1.48
C3M	20020	1"	3	4 AWG	12.5	5	6	7.06	1.88	1.75
C4M	20030	1-1/4"	3	2 AWG	32.3	5	23	9.25	2.50	2.40
C5M	20040	1-1/2"	3	1/0 AWG	35.3	2	26	9.25	2.67	2.40
C6M	20050	2"	3	3/0 AWG	73	1	26	11.50	3.29	3.05
C7M	20051	2-1/2"	3	250 MCM	138	1	10	15.00	3.9063	4.312
C8M	20052	3"	3	250 MCM	170	1	12	15.125	4.75	4.312
C9M	20053	3-1/2"	3	350 MCM	300	1	21	18.125	5.1875	4.875
C10M	20054	4"	3	350 MCM	328	1	23	18.125	5.5625	4.875

# Rigid Conduit Bodies

## Threaded C Type - Hot Dip Galvanized



Conforms to finish thickness ASTM  
A123/123M  
UL 514A  
NEMA FB 1  
Federal Spec. A-A-50563



### Features

- Hot dip galvanized finish provides superior protection against severe environmental factors

### Applications

- Provides taps for branch conduit runs
- Enables 90 degree bends in conduit runs

### Standard Material

- Malleable iron

### Standard Finish

- Hot dip galvanized

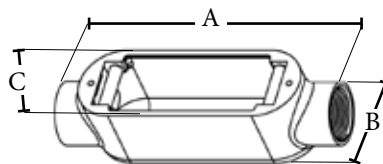
Catalog Number	UPC	Size	Wire Size		Internal Volume (in <sup>3</sup> )	Ship Case	Weight/Case	A	B	C
			Max. Number	Max. Size						
<b>C1MHDG</b>	86643	<b>1/2"</b>	---	---	4.5	10	6	5.43	1.46	1.36
<b>C2MHDG</b>	86644	<b>3/4"</b>	3	6 AWG	7.5	10	9	6.18	1.65	1.57
<b>C3MHDG</b>	86645	<b>1"</b>	3	4 AWG	12.5	5	6	7.16	1.98	1.79
<b>C4MHDG</b>	86646	<b>1-1/4"</b>	3	2 AWG	32.3	5	12	9.00	2.60	2.52
<b>C5MHDG</b>	86647	<b>1-1/2"</b>	3	1/0 AWG	35.3	2	6	9.07	2.80	2.52
<b>C6MHDG</b>	86648	<b>2"</b>	3	3/0 AWG	73	1	6	11.54	3.52	3.15
<b>C7MHDG</b>	86649	<b>2-1/2"</b>	3	250 MCM	138	1	10	15.28	3.98	4.45
<b>C8MHDG</b>	86650	<b>3"</b>	3	250 MCM	170	1	15	15.39	4.65	4.45
<b>C9MHDG</b>	86651	<b>3-1/2"</b>	3	350 MCM	300	1	27	18.30	5.43	5.53
<b>C10MHDG</b>	86652	<b>4"</b>	3	350 MCM	328	1	24	18.30	5.74	5.53

# Rigid Conduit Bodies with Rollers

## Threaded C Type - Hot Dip Galvanized



Conforms to finish thickness ASTM  
A123/123M  
UL 514A and UL 514D  
NEMA FB 1  
Federal Spec. A-A-50563



### Features

- Built-in rollers facilitate wire pulling
- Hot dip galvanized finish provides superior protection against severe environmental factors

### Applications

- Provides taps for branch conduit runs

### Standard Material

- Body - Malleable iron
- Rollers - Steel

### Standard Finish

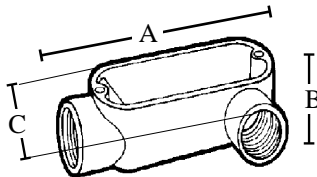
- Hot dip galvanized

Catalog Number	UPC	Size	Wire Size		Internal Volume (in <sup>3</sup> )	Ship Case	Weight/Case	A	B	C
			Max. Number	Max. Size						
<b>CR4MHDG</b>	86677	<b>1-1/4"</b>	3	2 AWG	35	5	15	9.00	2.60	2.52
<b>CR5MHDG</b>	86678	<b>1-1/2"</b>	3	1/0 AWG	35.3	2	6	9.07	2.80	2.52
<b>CR6MHDG</b>	86679	<b>2"</b>	3	4/0 AWG	75	1	6	11.54	3.52	3.15
<b>CR7MHDG</b>	86680	<b>2-1/2"</b>	3	300MCM	153	1	11	15.28	3.98	4.45
<b>CR8MHDG</b>	86681	<b>3"</b>	3	300MCM	181	1	16	15.39	4.65	4.45
<b>CR9MHDG</b>	86682	<b>3-1/2"</b>	3	350MCM	300	1	28	18.30	5.43	5.53
<b>CR10MHDG</b>	86683	<b>4"</b>	3	350MCM	330	1	24	18.30	5.74	5.53



# Rigid Conduit Bodies

## Threaded LL Type - Malleable Iron



### Features

- NPT tapered hubs
- Suitable for use in concrete

### Applications

- Provides access to conductors for pulling, splicing and maintenance

### Standard Material

- Malleable iron

### Standard Finish

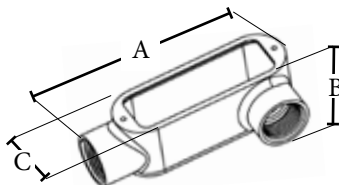
- Zinc plated, aluminum enameled

Catalog Number	UPC	Size	Wire Size		Internal Volume (in <sup>3</sup> )	Ship Case	Weight/Case	A	B	C
			Max. Number	Max. Size						
<b>LL1M</b>	21140	<b>1/2"</b>	---	---	4.5	10	7	4.56	1.31	2.06
<b>LL2M</b>	21150	<b>3/4"</b>	3	6 AWG	7.5	10	9	5.31	1.62	2.23
<b>LL3M</b>	21160	<b>1"</b>	3	4 AWG	12.5	5	6	6.25	1.88	2.50
<b>LL4M</b>	21170	<b>1-1/4"</b>	3	2 AWG	32.3	5	23	8.22	2.50	3.40
<b>LL5M</b>	21180	<b>1-1/2"</b>	3	1/0 AWG	35.3	10	26	8.22	2.67	3.48
<b>LL6M</b>	21190	<b>2"</b>	3	4/0 AWG	73	5	26	10.48	3.29	4.07
<b>LL7M</b>	21200	<b>2-1/2"</b>	3	300 MCM	138	1	10	13.6094	3.9063	5.718
<b>LL8M</b>	21210	<b>3"</b>	3	350 MCM	170	1	13	13.875	4.75	5.875
<b>LL9M</b>	21220	<b>3-1/2"</b>	3	50 MCM	300	1	22	16.50	6.8125	7.125
<b>LL10M</b>	21230	<b>4"</b>	3	350 MCM	328	1	24	16.50	7.1875	7.125

## Threaded LL Type - Hot Dip Galvanized



Conforms to finish thickness ASTM A123/123M  
UL 514A and UL 514D  
NEMA FB 1  
Federal Spec. A-A-50563



### Features

- Hot dip galvanized finish provides superior protection against severe environmental factors

### Applications

- Provides taps for branch conduit runs
- Enables 90 degree bends in conduit runs

### Standard Material

- Malleable iron

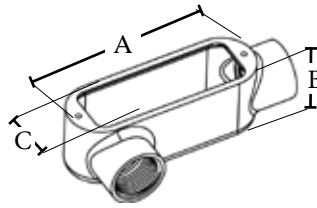
### Standard Finish

- Hot dip galvanized

Catalog Number	UPC	Size	Wire Size		Internal Volume (in <sup>3</sup> )	Ship Case	Weight/Case	A	B	C
			Max. Number	Max. Size						
<b>LL1MHDG</b>	86623	<b>1/2"</b>	---	---	4.5	10	7	4.69	1.46	2.08
<b>LL2MHDG</b>	86624	<b>3/4"</b>	3	6 AWG	7.5	10	10	5.42	1.65	2.31
<b>LL3MHDG</b>	86625	<b>1"</b>	3	4 AWG	12.5	5	6	6.28	1.98	2.68
<b>LL4MHDG</b>	86626	<b>1-1/4"</b>	3	2 AWG	32.3	5	13	8.12	2.60	3.41
<b>LL5MHDG</b>	86627	<b>1-1/2"</b>	3	1/0 AWG	35.3	2	6	8.15	2.80	3.45
<b>LL6MHDG</b>	86628	<b>2"</b>	3	4/0 AWG	73	1	6	10.53	3.52	4.15
<b>LL7MHDG</b>	86629	<b>2-1/2"</b>	3	300 MCM	142	1	10	13.76	3.98	5.86
<b>LL8MHDG</b>	86630	<b>3"</b>	3	350 MCM	173	1	13	13.82	4.65	5.92
<b>LL9MHDG</b>	86631	<b>1/2"</b>	3	350 MCM	300	1	22	16.65	5.43	7.14
<b>LL10MHDG</b>	86632	<b>4"</b>	3	350 MCM	330	1	24	16.65	5.74	7.19

# Rigid Conduit Bodies

## Threaded LR Type - Malleable Iron



### Features

- NPT tapered hubs
- Suitable for use in concrete

### Applications

- Provides access to conductors for pulling, splicing and maintenance

### Standard Material

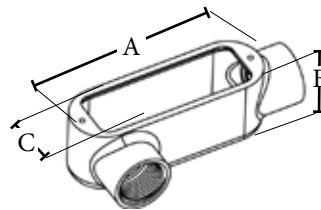
- Malleable iron

### Standard Finish

- Zinc plated, aluminum enameled

Catalog Number	UPC	Size	Wire Size		Internal Volume (in <sup>3</sup> )	Ship Case	Weight/Case	A	B	C
			Max. Number	Max. Size						
<b>LR1M</b>	21340	<b>1/2"</b>	---	---	4.5	10	7	4.56	1.31	2.06
<b>LR2M</b>	21350	<b>3/4"</b>	3	6 AWG	7.5	10	9	5.31	1.62	2.23
<b>LR3M</b>	21360	<b>1"</b>	3	4 AWG	12.5	5	6	6.25	1.88	2.50
<b>LR4M</b>	21370	<b>1-1/4"</b>	3	2 AWG	32.3	5	23	8.22	2.50	3.40
<b>LR5M</b>	21380	<b>1-1/2"</b>	3	1/0 AWG	35.3	10	26	8.22	2.67	3.48
<b>LR6M</b>	21390	<b>2"</b>	3	4/0 AWG	73	5	26	10.48	3.29	4.07
<b>LR7M</b>	21400	<b>2-1/2"</b>	3	300 MCM	138	1	10	13.75	4.45	4.38
<b>LR8M</b>	21410	<b>3"</b>	3	350 MCM	170	1	13	13.75	4.45	4.38
<b>LR9M</b>	21420	<b>1/2"</b>	3	350 MCM	300	1	22	16.75	5.80	5.63
<b>LR10M</b>	21430	<b>4"</b>	3	350 MCM	328	1	24	16.75	5.80	5.63

## Threaded LR Type - Hot Dip Galvanized



Conforms to finish thickness ASTM  
A123/123M  
UL 514A and UL 514D  
NEMA FB 1  
Federal Spec. A-A-50563

### Features

- Hot dip galvanized finish provides superior protection against severe environmental factors

### Applications

- Provides taps for branch conduit runs
- Enables 90 degree bends in conduit runs

### Standard Material

- Malleable iron

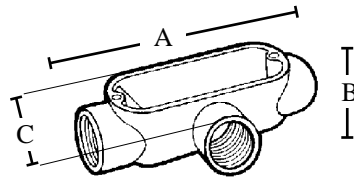
### Standard Finish

- Hot dip galvanized

Catalog Number	UPC	Size	Wire Size		Internal Volume (in <sup>3</sup> )	Ship Case	Weight/Case	A	B	C
			Max. Number	Max. Size						
<b>LR1MHDG</b>	86633	<b>1/2"</b>	---	---	4.5	10	7	4.69	1.46	2.08
<b>LR2MHDG</b>	86634	<b>3/4"</b>	3	6 AWG	7.5	10	10	5.42	1.65	2.31
<b>LR3MHDG</b>	86635	<b>1"</b>	3	4 AWG	12.5	5	6	6.28	1.98	2.68
<b>LR4MHDG</b>	86636	<b>1-1/4"</b>	3	2 AWG	32.3	5	13	8.12	2.60	3.41
<b>LR5MHDG</b>	86637	<b>1-1/2"</b>	3	1/0 AWG	35.3	2	6	8.15	2.80	3.45
<b>LR6MHDG</b>	86638	<b>2"</b>	3	4/0 AWG	73	1	6	10.53	3.52	4.15
<b>LR7MHDG</b>	86639	<b>2-1/2"</b>	3	300 MCM	142	1	10	13.76	3.98	5.86
<b>LR8MHDG</b>	86640	<b>3"</b>	3	350 MCM	173	1	13	13.82	4.65	5.92
<b>LR9MHDG</b>	86641	<b>3-1/2"</b>	3	350 MCM	300	1	22	16.65	5.43	7.14
<b>LR10MHDG</b>	86642	<b>4"</b>	3	350 MCM	330	1	24	16.65	5.74	7.19

# Rigid Conduit Bodies

## Threaded T Type - Malleable Iron



### Features

- NPT tapered hubs

### Applications

- Provides access to conductors for pulling, splicing and maintenance

### Standard Material

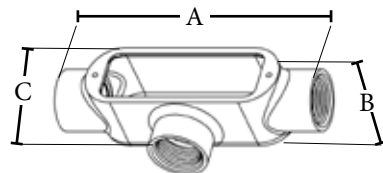
- Malleable iron

### Standard Finish

- Zinc plated, aluminum enameled

Catalog Number	UPC	Size	Wire Size		Internal Volume (in <sup>3</sup> )	Ship Case	Weight/Case	A	B	C
			Max. Number	Max. Size						
<b>T1M</b>	21830	1/2"	---	---	6	10	7	5.35	1.31	2.02
<b>T2M</b>	21840	3/4"	3	6 AWG	9.5	10	10	6.00	1.62	2.22
<b>T3M</b>	21850	1"	3	4 AWG	15	5	16	7.06	1.88	2.56
<b>T4M</b>	21860	1-1/4"	3	2 AWG	33	5	28	7.25	2.50	3.50
<b>T5M</b>	21870	1-1/2"	3	1 AWG	36	2	29	9.25	2.67	3.50
<b>T6M</b>	21880	2"	3	2/0 AWG	75	1	12	11.50	3.29	4.25
<b>T7M</b>	21890	2-1/2"	3	4/0 AWG	138	1	12	15.00	3.9375	5.718
<b>T8M</b>	21900	3"	3	4/0 AWG	170	1	15	15.125	4.75	8.875
<b>T9M</b>	21910	3-1/2"	3	350 MCM	300	1	27	18.125	5.2031	6.812
<b>T10M</b>	21920	4"	3	350 MCM	328	1	28	18.125	5.5625	7.203

## Threaded T Type - Hot Dip Galvanized



### Features

- Hot dip galvanized finish provides superior protection against severe environmental factors

### Applications

- Provides taps for branch conduit runs
- Enables 90 degree bends in conduit runs

### Standard Material

- Malleable iron

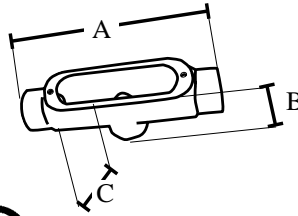
### Standard Finish

- Hot dip galvanized

Catalog Number	UPC	Size	Wire Size		Internal Volume (in <sup>3</sup> )	Ship Case	Weight/Case	A	B	C
			Max. Number	Max. Size						
<b>T1MHDG</b>	86653	1/2"	---	---	4	10	9	5.35	1.31	2.02
<b>T2MHDG</b>	86654	3/4"	3	6 AWG	7	10	11	6.00	1.62	2.22
<b>T3MHDG</b>	86655	1"	3	4 AWG	12	5	8	7.06	1.88	2.56
<b>T4MHDG</b>	86656	1-1/4"	3	2 AWG	33	5	14	7.25	2.50	3.50
<b>T5MHDG</b>	86657	1-1/2"	3	1 AWG	36	2	6	9.25	2.67	3.50
<b>T6MHDG</b>	86658	2"	3	2/0 AWG	76	1	6	11.50	3.29	4.25
<b>T7MHDG</b>	86659	2-1/2"	3	300 MCM	146	1	12	15.00	3.94	5.72
<b>T8MHDG</b>	86660	3"	3	300 MCM	185	1	15	15.125	4.75	8.88
<b>T9MHDG</b>	86661	3-1/2"	3	350 MCM	300	1	27	18.125	5.20	6.81
<b>T10MHDG</b>	86662	4"	3	350 MCM	330	1	28	18.125	5.56	7.20

# Rigid Conduit Bodies

## Threaded TB Type - Malleable Iron



### Features

- NPT tapered hubs

### Applications

- Provides access to conductors for pulling, splicing and maintenance

### Standard Material

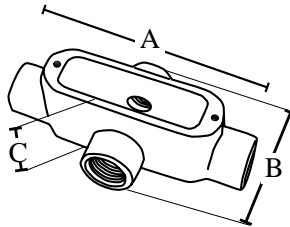
- Malleable iron

### Standard Finish

- Zinc plated, aluminum enameled

Catalog Number	UPC	Size	Wire Size		Internal Volume (in <sup>3</sup> )	Ship Case	Weight/Case	A	B	C
			Max. Number	Max. Size						
<b>TB1M</b>	17545	<b>1/2"</b>	---	---	5.6	10	9	5.25	1.9375	1.9375
<b>TB2M</b>	17546	<b>3/4"</b>	3	6 AWG	9.5	10	11	6.0625	1.5625	1.5625
<b>TB3M</b>	17547	<b>1"</b>	3	4 AWG	15	10	21	7.125	1.8125	1.8125
<b>TB4M</b>	17548	<b>1-1/4"</b>	3	2 AWG	33	5	18	9.3125	2.4375	3.75
<b>TB5M</b>	17549	<b>1-1/2"</b>	3	1 AWG	36	5	21	9.3125	2.4375	3.75
<b>TB6M</b>	17550	<b>2"</b>	3	2/0 AWG	75	2	14	11.8125	3.8125	4.125

## Threaded X Type - Malleable Iron



### Features

- NPT tapered hubs

### Applications

- Provides access to conductors for pulling, splicing and maintenance

### Standard Material

- Malleable iron

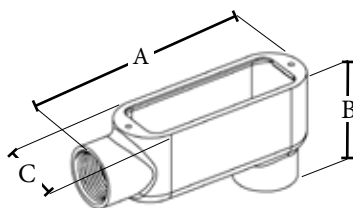
### Standard Finish

- Zinc plated, aluminum enameled

Catalog Number	UPC	Size	Wire Size		Internal Volume (in <sup>3</sup> )	Ship Case	Weight/Case	A	B	C
			Max. Number	Max. Size						
<b>X1M</b>	17551	<b>1/2"</b>	---	---	5.6	10	14	5.25	2.8125	1.75
<b>X2M</b>	17552	<b>3/4"</b>	3	6 AWG	9.5	10	18	6.0625	2.9375	2.00
<b>X3M</b>	17553	<b>1"</b>	3	4 AWG	15	10	25	7.125	3.5625	2.25
<b>X4M</b>	17554	<b>1-1/4"</b>	3	2 AWG	33	5	23	9.125	4.4375	2.5625
<b>X5M</b>	17555	<b>1-1/2"</b>	3	1 AWG	36	5	26	9.125	4.4375	2.75
<b>X6M</b>	17556	<b>2"</b>	3	2/0 AWG	75	2	17	11.75	5.375	3.4375

# Rigid Conduit Bodies

## LB Type - Form 7



UL 514A and UL 514B  
NEMA FB 1, NEMA 3R  
Federal Spec. A-A-50563

### Features

- NPT tapered hubs
- NEMA FB 1/NEMA 3R raintight when installed with cover and gasket

### Applications

- Serves as pull outlet for conductors being installed
- Enables 90 degree bends in conduit system
- Provides openings for making splices and taps in conductors
- Connects and changes direction of conduit runs
- Provides access to conductors for maintenance and future system changes

### Standard Material

- Gray iron

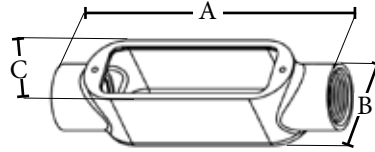
### Standard Finish

- Zinc plated

Catalog Number	UPC	Size	Wire Size		Internal Volume (in <sup>3</sup> )	Ship Case	Weight/Case	A	B	C
			Max. Number	Max. Size						
<b>LB1G7</b>	86905	<b>1/2"</b>	---	---	3.8	10	8	4.5	1.5	2.2
<b>LB2G7</b>	86906	<b>3/4"</b>	3	6 AWG	5.8	10	12	5.2	1.7	2.5
<b>LB3G7</b>	86907	<b>1"</b>	3	4 AWG	9	5	9	6.2	1.8	2.9
<b>LB4G7</b>	86908	<b>1-1/4"</b>	3	2 AWG	17.8	10	25	6.5	2.2	3.2
<b>LB5G7</b>	86909	<b>1-1/2"</b>	3	2 AWG	24.5	10	30	7.1	2.4	3.5
<b>LB6G7</b>	86910	<b>2"</b>	3	1/0 AWG	45	5	24	8.1	3.0	4.1
<b>LB7G7</b>	86911	<b>2-1/2"</b>	3	3/0 AWG	95.8	1	8	10.7	4.3	5.3
<b>LB8G7</b>	86912	<b>3"</b>	3	3/0 AWG	119	1	10	10.7	4.3	6.0
<b>LB9G7</b>	86913	<b>3-1/2"</b>	3	300 MCM	208	1	14	12.8	5.3	6.6
<b>LB10G7</b>	86914	<b>4"</b>	3	300 MCM	231	1	17	12.8	5.3	7.1

# Rigid Conduit Bodies

## C Type - Form 7



UL 514A and UL 514B  
NEMA FB 1  
Federal spec A-A-50563

### Features

- NPT tapered hubs
- NEMA FB 1/NEMA 3R raintight when installed with cover and gasket

### Applications

- Serves as pull outlet for conductors being installed

### Standard Material

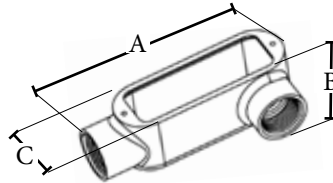
- Gray iron

### Standard Finish

- Zinc plated

Catalog Number	UPC	Size	Wire Size		Internal Volume (in <sup>3</sup> )	Ship Case	Weight/Case	A	B	C
			Max. Number	Max. Size						
<b>C1G7</b>	86915	1/2"	---	---	3.8	10	8	5.3	1.5	1.4
<b>C2G7</b>	86916	3/4"	3	6 AWG	5.8	10	12	6.2	1.7	1.7
<b>C3G7</b>	86917	1"	3	4 AWG	9	5	9	7.3	1.8	1.9
<b>C4G7</b>	86918	1-1/4"	3	2 AWG	17.8	10	24	7.4	2.2	2.3
<b>C5G7</b>	86919	1-1/2"	3	2 AWG	24	10	29	8.2	2.4	2.6
<b>C6G7</b>	86920	2"	3	1/0 AWG	45	5	23	9.1	3.0	3.1
<b>C7G7</b>	86921	2-1/2"	3	2/0 AWG	95.8	1	8	12.4	4.3	3.7
<b>C8G7</b>	86922	3"	3	2/0 AWG	119	1	10	12.4	4.3	4.4

## LL Type - Form 7



UL 514A and UL 514B  
NEMA FB 1  
Federal spec A-A-50563

### Features

- NPT tapered hubs
- NEMA FB 1/NEMA 3R raintight when installed with cover and gasket

### Applications

- Serves as pull outlet for conductors being installed

### Standard Material

- Gray iron

### Standard Finish

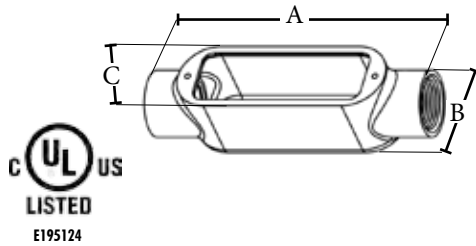
- Zinc plated

Catalog Number	UPC	Size	Wire Size		Internal Volume (in <sup>3</sup> )	Ship Case	Weight/Case	A	B	C
			Max. Number	Max. Size						
<b>LL1G7</b>	86925	1/2"	---	---	3.8	10	8	4.5	2.3	1.4
<b>LL2G7</b>	86926	3/4"	3	6 AWG	5.8	10	12	5.2	2.5	1.7
<b>LL3G7</b>	86927	1"	3	4 AWG	9	5	9	6.2	2.8	1.9
<b>LL4G7</b>	86928	1-1/4"	3	2 AWG	17.8	10	25	6.5	3.1	2.3
<b>LL5G7</b>	86929	1-1/2"	3	2 AWG	24	10	30	7.1	3.4	2.6
<b>LL6G7</b>	86930	2"	3	1/0 AWG	45	5	24	8.1	4.0	3.1
<b>LL7G7</b>	86931	2-1/2"	3	250 MCM	95.8	1	8	10.7	5.8	3.7
<b>LL8G7</b>	86932	3"	3	250 MCM	119	1	10	10.7	5.8	4.4
<b>LL10G7</b>	86934	4"	3	350 MCM	231	1	17	12.8	7.0	5.4



# Rigid Conduit Bodies

## LR Type - Form 7



UL LISTED  
E195124  
UL 514A and UL 514B  
NEMA FB 1  
Federal spec A-A-50563

### Features

- NPT tapered hubs
- NEMA FB 1/NEMA 3R raintight when installed with cover and gasket

### Applications

- Serves as pull outlet for conductors being installed

### Standard Material

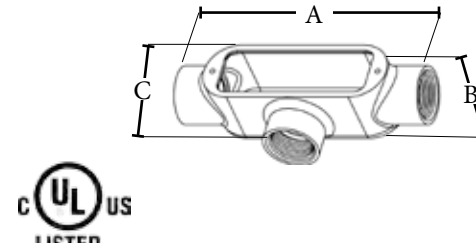
- Gray iron

### Standard Finish

- Zinc plated

Catalog Number	UPC	Size	Wire Size		Internal Volume (in <sup>3</sup> )	Ship Case	Weight/Case	A	B	C
			Max. Number	Max. Size						
LR1G7	86945	1/2"	---	---	3.8	10	8	4.5	2.3	1.4
LR2G7	86946	3/4"	3	6 AWG	5.8	10	12	5.2	2.5	1.7
LR3G7	86947	1"	3	4 AWG	9	5	9	6.2	2.8	1.9
LR4G7	86948	1-1/4"	3	2 AWG	17.8	10	25	6.5	3.1	2.3
LR5G7	86949	1-1/2"	3	2 AWG	24	10	30	7.1	3.4	2.6
LR6G7	86950	2"	3	1/0 AWG	45	5	24	8.1	4.0	3.1
LR7G7	86951	2-1/2"	3	250 MCM	95.8	1	8	10.7	5.8	3.7
LR8G7	86952	3"	3	250 MCM	119	1	10	10.7	5.8	4.4
LR10G7	86954	4"	3	350 MCM	231	1	17	12.8	7.0	5.4

## T Type - Form 7



UL LISTED  
E195124  
UL 514A and UL 514B  
NEMA FB 1  
Federal spec A-A-50563

### Features

- NPT tapered hubs
- NEMA FB 1/NEMA 3R raintight when installed with cover and gasket

### Applications

- Serves as pull outlet for conductors being installed

### Standard Material

- Gray iron

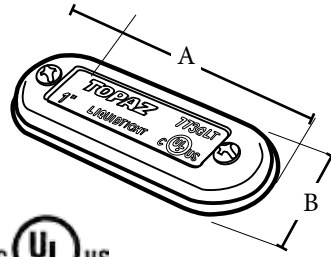
### Standard Finish

- Zinc plated

Catalog Number	UPC	Size	Wire Size		Internal Volume (in <sup>3</sup> )	Ship Case	Weight/Case	A	B	C
			Max. Number	Max. Size						
T1G7	86935	1/2"	---	---	3.8	10	8	5.3	2.5	1.8
T2G7	86936	3/4"	3	6 AWG	5.8	10	13	6.2	2.7	2.0
T3G7	86937	1"	3	4 AWG	9	5	9	7.3	3.0	2.3
T4G7	86938	1-1/4"	3	2 AWG	17.8	10	26	7.4	3.1	2.3
T5G7	86939	1-1/2"	3	2 AWG	24	10	32	8.2	3.4	2.6
T6G7	86940	2"	3	1/0 AWG	45	5	25	9.1	4.0	3.1
T7G7	86941	2-1/2"	3	2/0 AWG	95.8	1	8	12.4	5.8	3.7
T8G7	86942	3"	3	2/0 AWG	119	1	11	12.4	5.8	4.4
T10G7	86944	4"	3	250 MCM	231	1	18	14.5	7.0	5.4

# Conduit Body Cover

## Form 7 Liquidtight with Integral Gasket



UL 514A  
NEMA FB 1 NEMA 4X rated  
Federal spec A-A-50563

### Features

- Domed for extra capacity
- Liquidtight, raintight, oiltight
- Suitable for use in Class I Division 2, Class II Division 1 & 2, Class III Division 1 hazardous locations
- Unique wedge clamp cover design allows easy removal without damaging the conduit body; domed cover design provides additional capacity
- NEMA 4X rated

### Applications

- Interchangeable with all major brand Form 7 conduit bodies

### Standard Material

- Gray iron
- Stainless steel screws
- Silicone gasket

### Standard Finish

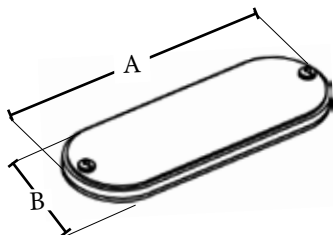
- Environmentally friendly finish with superior corrosion resistant coating
- Exceeds 200 hour salt spray test

Catalog Number	UPC	Size	Unit Carton	Ship Case	Weight/Case	A	B	Depth
771GLT	87196	1/2"	10	100	36	3.7	1.3	0.6
772GLT	87197	3/4"	10	100	38	4.3	1.6	0.5
773GLT	87198	1"	5	50	29	5.0	1.8	0.6
774GLT	87199	1-1/4"	---	25	21	5.6	2.2	0.7
775GLT	87200	1-1/2"	---	20	21	6.1	2.4	0.7
776GLT	87201	2"	---	20	40	7.1	3.0	0.7
777GLT	87202	2-1/2" - 3"	---	10	20	9.1	4.3	0.8
779GLT	87203	3-1/2" - 4"	---	10	31	11.0	5.3	0.8

# Steel Conduit Body Cover Form 7 with Integral Gasket



UL 514A and UL 514B  
NEMA FB 1  
Federal spec A-A-50563



### Features

- Domed for extra capacity
- Cover screws help prevent water from entering the conduit body
- Unique wedge clamp cover design allows easy removal without damaging the conduit body
- NEMA 3R

### Applications

- Interchangeable with all major brand Form 7 conduit bodies

### Standard Material

- Steel cover
- Stainless steel screws
- Silicone gasket

### Standard Finish

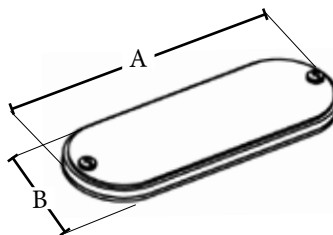
- Zinc plated

Catalog Number	UPC	Size	Unit Carton	Ship Case	Weight/Case	A	B	Depth
<b>771S</b>	86955	<b>1/2"</b>	10	100	11	3.7	1.3	0.3
<b>772S</b>	86956	<b>3/4"</b>	10	100	15	4.3	1.6	0.3
<b>773S</b>	86957	<b>1"</b>	5	50	10	5.0	1.8	0.3
<b>774S</b>	86958	<b>1-1/4"</b>	---	25	7	5.6	2.2	0.3
<b>775S</b>	86959	<b>1-1/2"</b>	---	20	6	6.1	2.3	0.3
<b>776S</b>	86960	<b>2"</b>	---	20	8	7.1	3.0	0.3
<b>777S</b>	86961	<b>2-1/2"-3"</b>	---	10	9	9.1	4.3	0.5
<b>779S</b>	86962	<b>3-1/2"-4"</b>	---	10	12	11.0	5.3	0.5

# Iron Conduit Body Cover Form 7 with Integral Gasket



UL 514A and UL 514B  
NEMA FB 1  
Federal spec A-A-50563



### Features

- Domed for extra capacity
- Unique wedge clamp cover design allows easy removal without damaging the conduit body
- NEMA 3R

### Applications

- Interchangeable with all major brand Form 7 conduit bodies

### Standard Material

- Iron cover
- Stainless steel screws
- Silicone gasket

### Standard Finish

- Zinc plated

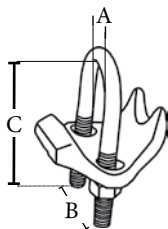
Catalog Number	UPC	Size	Unit Carton	Ship Case	Weight/Case	A	B	Depth
<b>771G</b>	86963	<b>1/2"</b>	10	100	36	3.7	1.3	0.6
<b>772G</b>	86964	<b>3/4"</b>	10	100	38	4.3	1.6	0.5
<b>773G</b>	86965	<b>1"</b>	5	50	29	5.0	1.8	0.6
<b>774G</b>	86966	<b>1-1/4"</b>	---	25	21	5.6	2.2	0.7
<b>775G</b>	86967	<b>1-1/2"</b>	---	20	21	6.1	2.4	0.7
<b>776G</b>	86968	<b>2"</b>	---	20	40	7.1	3.0	0.7
<b>777G</b>	86969	<b>2-1/2"-3"</b>	---	10	20	9.1	4.3	0.8
<b>779G</b>	86970	<b>3-1/2"-4"</b>	---	10	31	11.0	5.3	0.8

# Right Angle Conduit Support

## Malleable Iron



**E174011**  
UL 2239  
RoHS  
NEMA FB1  
Federal Spec. A-A-50553



Catalog Number	UPC	Size	Ship Case	Weight/Case	A	B	C
<b>1550</b>	52001	<b>3/8"</b>	50	25	.820	1.00	1.12
<b>1551</b>	52002	<b>1/2"</b>	50	40	1.00	1.25	2.50
<b>1552</b>	52003	<b>3/4"</b>	50	43	1.125	1.125	2.8125
<b>1553</b>	52004	<b>1"</b>	50	48	1.375	1.375	3.0625
<b>1554</b>	52005	<b>1-1/4"</b>	50	53	1.75	1.75	3.1875
<b>1555</b>	52006	<b>1-1/2"</b>	50	58	2.00	2.375	3.50
<b>1556</b>	52007	<b>2"</b>	50	85	2.50	2.50	4.50
<b>1557</b>	52008	<b>2-1/2"</b>	25	106	3.00	3.00	4.875
<b>1558</b>	52009	<b>3"</b>	25	110	3.625	3.875	5.375
<b>1559</b>	52011	<b>3-1/2"</b>	25	128	4.0625	4.5625	5.875
<b>1559A</b>	52010	<b>4"</b>	25	140	4.6875	5.0625	6.6875

### Features

- Heavy duty galvanized u-bolt
- Provides a secure connection and tight clamping action capable of withstanding heavy loads

### Applications

- Right angle conduit clamps are used to mount EMT or Rigid conduit across or perpendicular to beam, channel or angle supports

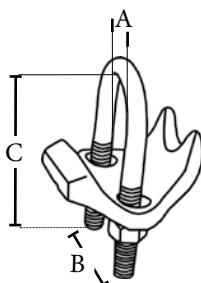
### Standard Material

- Malleable iron
- Galvanized steel hardware

### Standard Finish

- Zinc plated

## Hot Dip Galvanized



Catalog Number	UPC	Size	Ship Case	Weight/Case	A	B	C
<b>1551HDG</b>	86579	<b>1/2"</b>	50	20	.97	1.24	2.46
<b>1552HDG</b>	86580	<b>3/4"</b>	50	22	1.15	1.43	2.76
<b>1553HDG</b>	86581	<b>1"</b>	50	24	1.42	1.70	3.01
<b>1554HDG</b>	86582	<b>1-1/4"</b>	50	27	1.79	2.07	3.16
<b>1555HDG</b>	86583	<b>1-1/2"</b>	50	29	2.04	2.32	3.52
<b>1556HDG</b>	86584	<b>2"</b>	25	22	2.49	2.83	4.39
<b>1557HDG</b>	86585	<b>2-1/2"</b>	25	27	3.06	3.39	4.75
<b>1558HDG</b>	86586	<b>3"</b>	25	28	3.65	3.98	5.38
<b>1559HDG</b>	86587	<b>3-1/2"</b>	25	32	4.21	4.55	5.76
<b>1559AHDG</b>	86588	<b>4"</b>	25	35	4.69	5.03	6.27

### Features

- Hot dip galvanized for added durability and corrosion protection
- Provides a secure connection and tight clamping action capable of withstanding heavy load

### Applications

- Right angle conduit clamps are used to mount EMT or Rigid conduit across or perpendicular to beam, channel or angle supports

### Standard Material

- Malleable iron
- Galvanized steel hardware

### Standard Finish

- Hot dip galvanized



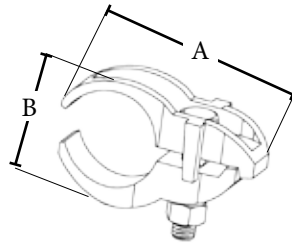
**E174011**  
Conforms to finish thickness  
ASTM A123/123M  
UL 2239  
RoHS  
NEMA FB1  
Federal Spec. A-A-50553

# Parallel Conduit Support

## Malleable Iron



**E174011**  
 UL 2239  
 RoHS  
 NEMA FB1  
 Federal Spec. A-A-50553



### Features

- Provides a secure connection and tight clamping action capable of withstanding heavy loads

### Applications

- Parallel conduit supports are used to mount EMT, Rigid or IMC conduit parallel to a beam, channel or angle support

### Standard Material

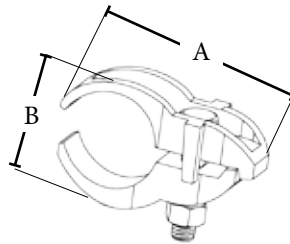
- Malleable iron
- Galvanized steel hardware

### Standard Finish

- Zinc plated

Catalog Number	UPC	Size	Ship Case	Weight/Case	A	B
<b>1560</b>	52012	<b>3/8"</b>	50	32	2.00	1.370
<b>1561</b>	52013	<b>1/2"</b>	50	58	2.875	1.4375
<b>1562</b>	52014	<b>3/4"</b>	50	64	3.0625	1.6875
<b>1563</b>	52015	<b>1"</b>	50	70	3.25	2.00
<b>1564</b>	52016	<b>1-1/4"</b>	25	72	3.625	2.125
<b>1565</b>	52017	<b>1-1/2"</b>	25	93	3.875	2.1875
<b>1566</b>	52018	<b>2"</b>	25	100	4.625	2.875
<b>1567</b>	52019	<b>2-1/2"</b>	25	135	5.25	3.25
<b>1568</b>	52020	<b>3"</b>	10	155	5.875	3.875
<b>1569</b>	52021	<b>3-1/2"</b>	10	190	6.3125	4.3125
<b>1570</b>	52022	<b>4"</b>	10	205	6.8125	4.8125

## Hot Dip Galvanized



### Features

- Hot dip galvanized for added durability and corrosion protection
- Provides a secure connection and tight clamping action capable of withstanding heavy loads

### Applications

- Parallel conduit supports are used to mount EMT, Rigid or IMC conduit parallel to a beam, channel or angle support

### Standard Material

- Malleable iron
- Galvanized steel hardware

### Standard Finish

- Hot dip galvanized

Catalog Number	UPC	Size	Ship Case	Weight/Case	A	B
<b>1561HDG</b>	83233	<b>1/2"</b>	50	29	2.80	1.42
<b>1562HDG</b>	83235	<b>3/4"</b>	50	32	2.99	1.47
<b>1563HDG</b>	83236	<b>1"</b>	50	35	3.19	1.54
<b>1564HDG</b>	86554	<b>1-1/4"</b>	25	18	3.39	2.01
<b>1565HDG</b>	86555	<b>1-1/2"</b>	25	24	3.62	2.01
<b>1566HDG</b>	86556	<b>2"</b>	25	25	4.37	2.87
<b>1567HDG</b>	86557	<b>2-1/2"</b>	10	14	5.12	3.23
<b>1568HDG</b>	86558	<b>3"</b>	10	16	5.79	4.06
<b>1569HDG</b>	86559	<b>3-1/2"</b>	10	19	6.26	4.53
<b>1570HDG</b>	86560	<b>4"</b>	10	22	6.46	4.61



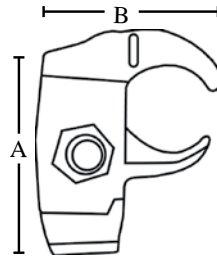
**E174011**  
 Conforms to finish thickness  
 ASTM A123/123M  
 UL 2239  
 RoHS  
 NEMA FB1  
 Federal Spec. A-A-50553

# Edge Type Conduit Support

## Malleable Iron



E174011  
UL 2239  
RoHS  
NEMA FB1  
Federal Spec. A-A-50553



### Features

- Provides a secure connection and tight clamping action capable of withstanding heavy loads

### Applications

- Edge type conduit supports are used to mount EMT or Rigid conduit perpendicular to a beam, channel or angle support

### Standard Material

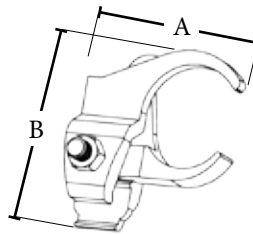
- Malleable iron
- Galvanized steel hardware

### Standard Finish

- Zinc plated

Catalog Number	UPC	Size	Ship Case	Weight/Case	A	B
1571	52023	1/2"	50	34	2.8125	2.125
1572	52024	3/4"	50	36	2.9375	2.375
1573	52025	1"	25	43	3.0625	2.625
1574	52026	1-1/4"	25	23	3.0625	3.0625
1575	52027	1-1/2"	25	29	3.9375	3.25
1576	52028	2"	25	34	4.50	4.0625
1577	52029	2-1/2"	10	19	5.125	4.625
1578	52030	3"	10	23	5.75	5.25

# Hot Dip Galvanized



### Features

- Hot dip galvanized for added durability and corrosion protection
- Provides a secure connection and tight clamping action capable of withstanding heavy loads

### Applications

- Edge type conduit supports are used to mount EMT or Rigid conduit perpendicular to a beam, channel or angle supports

### Standard Material

- Malleable iron
- Galvanized steel hardware

### Standard Finish

- Hot dip galvanized

Catalog Number	UPC	Size	Ship Case	Weight/Case	A	B
1571HDG	86561	1/2"	50	34	2.10	2.72
1572HDG	86562	3/4"	50	36	2.44	3.01
1573HDG	86563	1"	50	43	2.57	3.23
1574HDG	86564	1-1/4"	25	23	2.96	3.47
1575HDG	86565	1-1/2"	25	29	3.27	3.65
1576HDG	86566	2"	25	34	3.85	4.36
1577HDG	86567	2-1/2"	10	19	4.40	5.05
1578HDG	86568	3"	10	23	5.08	5.41

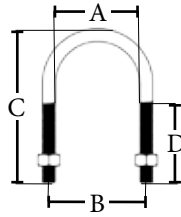


E174011  
Conforms to finish thickness  
ASTM A123/123M  
UL 2239  
RoHS  
NEMA FB1  
Federal Spec. A-A-50553



# U-Bolts

## Rigid, EMT & IMC



### Features

- For use with Rigid, EMT and IMC conduit
- Engineered to withstand high stress applications

### Applications

- Safely run and support conduit in electrical systems

### Standard Material

- Steel

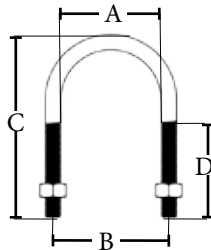
### Standard Finish

- Zinc plated

Catalog Number	UPC	Size	Bolt Size	Unit Carton	Ship Case	Weight/Case	A	B	C	D
761	82541	1/2"	5/16"-18	25	250	13	1	1.25	2.50	1.8125
762	82542	3/4"	5/16"-18	25	250	16	1.125	1.375	2.8125	1.8125
763	82543	1"	5/16"-18	25	250	16	1.375	1.625	3.0625	1.8125
764	82544	1-1/4"	5/16"-18	20	200	16	1.75	2	3.1875	1.8125
765	82545	1-1/2"	5/16"-18	20	200	19	2	2.375	3.50	1.8125
766	82546	2"	3/8"-16	20	200	31	2.50	2.50	4.50	2.625
767	82547	2-1/2"	3/8"-16	---	10	31	3	3.25	4.875	2.625
768	82548	3"	3/8"-16	---	10	38	3.625	3.875	5.375	2.625
769	82549	3-1/2"	1/2"-16	---	10	41	4.0625	4.5625	5.875	2.625
770	82550	4"	1/2"-16	---	10	43	4.6875	5.0625	6.6875	2.625

# RMC U-Bolt with Hex Nuts

## Hot Dip Galvanized



### Features

- For use with EMT/Rigid/IMC
- Heavy duty hex nuts included
- Engineered to withstand high stress applications

### Applications

- Safely run and support conduit in electrical systems

### Standard Material

- Malleable iron

### Standard Finish


- Hot dip galvanized

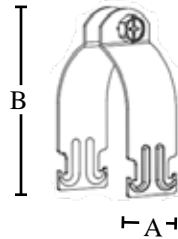
Catalog Number	UPC	Size	Unit Carton	Ship Case	Weight/Case	A	B	C	D
761HDG	86569	1/2"	25	250	13	.97	1.24	2.46	1.50
762HDG	86570	3/4"	25	250	16	1.15	1.43	2.76	1.50
763HDG	86571	1"	25	250	16	1.42	1.70	3.01	1.50
764HDG	86572	1-1/4"	---	20	16	1.79	2.07	3.16	1.50
765HDG	86573	1-1/2"	---	20	19	2.04	2.32	3.52	1.50
766HDG	86574	2"	---	20	31	2.49	2.83	4.39	1.96
767HDG	86575	2-1/2"	---	20	31	3.06	3.39	4.75	1.96
768HDG	86576	3"	---	20	38	3.65	3.98	5.38	1.96
769HDG	86577	3-1/2"	---	20	41	4.21	4.55	5.76	1.96
770HDG	86578	4"	---	20	43	4.69	5.03	6.27	1.96

# Universal Strut Clamps

## EMT, IMC and Rigid - One Piece Design



  
**E174011**  
 UL 2239  
 NEMA FB 1  
 Federal Spec. A-A-50552



### Features

- Strengthening ribs for heavier loads
- For use with EMT/Rigid and IMC conduit
- One piece clean design for easier handling
- Plastic retainer attached for avoiding accidental loss of high strength bolt during installation
- Integral threads on clamp without nut to save installation time

### Applications

- Used to secure EMT, IMC, and Rigid conduits

### Standard Material

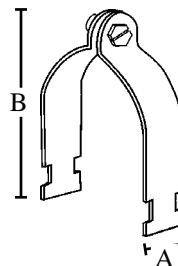
- Steel

### Standard Finish

- Zinc plated

Catalog Number	UPC	Size	Ship Case	Weight/Case	A	B
<b>2101CS</b>	87280	<b>1/2"</b>	100	10	1.24	2.23
<b>2102CS</b>	87281	<b>3/4"</b>	100	12	1.24	2.42
<b>2103CS</b>	87282	<b>1"</b>	100	13	1.24	2.77
<b>2104CS</b>	87283	<b>1-1/4"</b>	100	15	1.24	3.09
<b>2105CS</b>	87284	<b>1-1/2"</b>	50	9	1.24	3.38
<b>2106CS</b>	87285	<b>2"</b>	50	10	1.24	3.77
<b>2107CS</b>	87286	<b>2-1/2"</b>	50	14	1.24	4.47
<b>2108CS</b>	87287	<b>3"</b>	25	16	1.24	5.08
<b>2109CS</b>	87288	<b>3-1/2"</b>	25	18	1.24	5.74
<b>2110CS</b>	87289	<b>4"</b>	25	19	1.24	6.30

## EMT and Rigid



### Features

- For use with EMT/Rigid and IMC conduit
- All screws - 5/16" x 1-1/4" slotted hex head

### Applications

- Used to support stationary pipe and tubing lines from strut channel

### Standard Material

- Steel

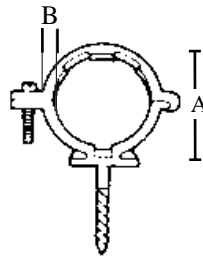
### Standard Finish

- Zinc plated

Catalog Number	UPC	Size	Ship Case	Weight/Case	A	B
<b>2101</b>	41031	<b>1/2"</b>	100	19	1.24	2.30
<b>2102</b>	41032	<b>3/4"</b>	100	21	1.24	2.46
<b>2103</b>	41033	<b>1"</b>	100	23	1.24	2.68
<b>2104</b>	41034	<b>1-1/4"</b>	100	26	1.24	3.21
<b>2105</b>	41035	<b>1-1/2"</b>	50	26	1.24	3.42
<b>2106</b>	41036	<b>2"</b>	50	31	1.24	4.00
<b>2107</b>	41037	<b>2-1/2"</b>	50	32	1.24	5.00
<b>2108</b>	41038	<b>3"</b>	25	18	1.24	5.55
<b>2109</b>	41039	<b>3-1/2"</b>	25	21	1.24	6.00
<b>2110</b>	41040	<b>4"</b>	25	25	1.24	6.50

# Service Entrance Conduit Supports

## Aluminum Lag Screw Type



### Features

- Accommodates conduit sizes of 2" or 2-1/2"
- Includes lag screw

### Applications

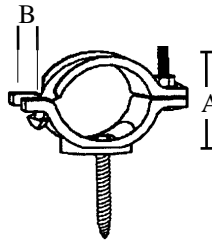
- Affixes conduit to a structure or line pole

### Standard Material

- Aluminum

Catalog Number	UPC	Conduit Size	Lag	Ship Case	Weight/ Case	A	B
<b>1000</b>	70250	<b>2"</b>	2.375	25	8	2.875	.875
<b>1000A</b>	70251	<b>2-1/2"</b>	2.75	25	10	3.30	.875

## Malleable Iron Lag Screw Type



### Features

- Accommodates conduit sizes of 2" or 2-1/2"
- Includes lag screw

### Applications

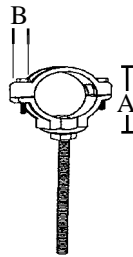
- Affixes conduit to a structure or line pole

### Standard Material

- Malleable iron

Catalog Number	UPC	Conduit Size	Lag	Ship Case	Weight/ Case	A	B
<b>1106</b>	19715	<b>2"</b>	2.375	25	37	2.70	.985
<b>1107</b>	19716	<b>2-1/2"</b>	2.375	35	87	3.295	1.080

## Split Ring



### Features

- Accommodates conduit sizes of 2" - 4"
- Includes lag screw

### Applications

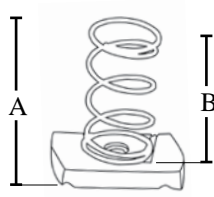
- Affixes conduit to a structure or line pole

### Standard Material

- Malleable iron

Catalog Number	UPC	Conduit Size	Bolt Size	Ship Case	Weight/ Case	A	B
<b>1097A</b>	83597	<b>2"</b>	1/2"-10"	25	12	2.70	.985
<b>1097</b>	19711	<b>2-1/2"</b>	1/2"-10"	25	13	3.33	1.071
<b>1098</b>	19712	<b>3"</b>	5/8"-13"	10	25	4.50	1.040
<b>1099</b>	19713	<b>3-1/2"</b>	5/8"-13"	10	27	5.125	1.075
<b>1100</b>	19714	<b>4"</b>	5/8"-13"	10	28	5.593	1.075

# Spring Nuts Malleable Iron



### Features

- Available for rod sizes of 1/4-20, 3/8-16 and 1/2-13
- Grooves create secure fit and improve traction
- Standard size spring

### Applications

- Manufactured for slip resistant support of components in strut system
- For use with 1-5/8" strut channel

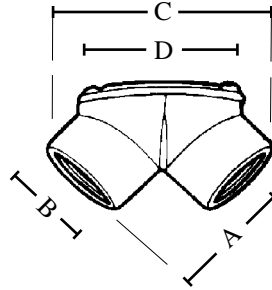
### Standard Material

- Zinc plated steel

Catalog Number	UPC	Rod Size	Ship Case	Weight/Case	A	B
<b>2111</b>	83691	<b>1/4 - 20</b>	100	7	1.50	1.30
<b>2112</b>	83692	<b>3/8 - 16</b>	100	10	1.77	1.35
<b>2113</b>	83693	<b>1/2 - 13</b>	100	12	1.77	1.35

# Rigid Pull Elbows with Gasket

## Rigid to Rigid



### Features

- Rigid to Rigid
- Removable cover facilitates wire pulling
- Neoprene gasket

### Applications

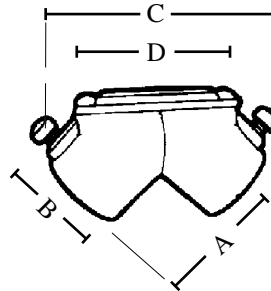
- Indoor or outdoor use (Rigid only)
- Use as a wire pulling elbow to facilitate wire pulling through a sharp bend in a run of threaded Rigid or IMC conduit
- Can be used with EMT indoors only

### Standard Material

- Zinc die cast
- Neoprene gasket

Catalog Number	UPC	Size	Unit Carton	Ship Case	Weight/Case	A	B	C	D
<b>351</b>	13510	<b>1/2"</b>	10	100	28	1.31	1.09	2.50	1.78
<b>352</b>	13520	<b>3/4"</b>	5	50	17	1.43	1.29	2.76	2.13
<b>353</b>	13530	<b>1"</b>	---	25	16	1.95	1.59	3.86	3.17
<b>354</b>	13540	<b>1-1/4"</b>	---	20	18	2.26	1.97	4.56	3.25

# Rigid and EMT Combo - Threaded Set Screw Type



### Features

- Rigid/EMT to Rigid/EMT
- Removable cover facilitates wire pulling
- Neoprene gasket

### Applications

- Indoor or outdoor use (Rigid only)
- Use as a wire pulling elbow to facilitate wire pulling through a sharp bend in a run of threaded Rigid or IMC conduit
- Can be used with EMT indoors only

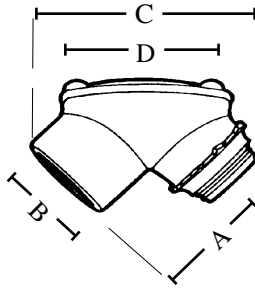
### Standard Material

- Zinc die cast
- Neoprene gasket

Catalog Number	UPC	Size	Unit Carton	Ship Case	Weight/Case	A	B	C	D
<b>351SS</b>	85030	<b>1/2"</b>	10	100	28	1.31	1.09	2.50	1.78
<b>352SS</b>	85031	<b>3/4"</b>	5	50	17	1.43	1.29	2.76	2.13
<b>353SS</b>	85032	<b>1"</b>	---	25	16	1.95	1.59	3.86	3.17
<b>354SS</b>	85033	<b>1-1/4"</b>	---	20	18	2.26	1.97	4.56	3.25

# Rigid Pull Elbows with Gasket

## Rigid to Box



### Features

- Rigid to box
- Removable cover facilitates wire pulling
- Neoprene gasket

### Applications

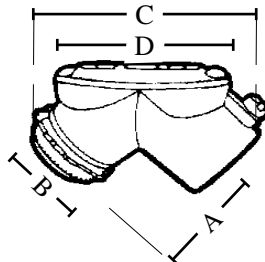
- Indoor or outdoor use (Rigid only)
- Use to connect a run of threaded Rigid or IMC conduit to an outlet box or other metal enclosure
- Can be used with EMT indoors only

### Standard Material

- Zinc die cast
- Neoprene gasket

Catalog Number	UPC	Trade Size	Unit Carton	Ship Case	Weight/Case	A	B	C	D
<b>361</b>	85034	<b>1/2"</b>	10	100	31	1.31	1.09	2.40	1.80
<b>362</b>	85035	<b>3/4"</b>	5	50	18	1.47	1.29	2.66	2.14
<b>363</b>	85036	<b>1"</b>	---	25	21	2.80	1.60	3.66	3.16
<b>364</b>	85037	<b>1-1/4"</b>	---	20	25	3.13	1.96	5.16	3.24

# Rigid and EMT Combo to Box - Threaded Set Screw Type



### Features

- Rigid to box/EMT & Rigid
- Removable cover facilitates wire pulling
- Neoprene gasket

### Applications

- Indoor or outdoor use
- Use to connect a run of threaded Rigid or IMC conduit to an outlet box or other metal enclosure
- Can be used with EMT indoors only

### Standard Material

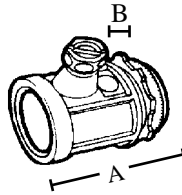
- Zinc die cast
- Neoprene gasket

Catalog Number	UPC	Size	Unit Carton	Ship Case	Weight/Case	A	B	C	D
<b>361SS</b>	85034	<b>1/2"</b>	10	100	31	1.31	1.09	2.40	1.80
<b>362SS</b>	85035	<b>3/4"</b>	5	50	18	1.47	1.29	2.66	2.14
<b>363SS</b>	85036	<b>1"</b>	---	25	21	2.80	1.60	3.66	3.16
<b>364SS</b>	85037	<b>1-1/4"</b>	---	20	25	3.13	1.96	5.16	3.24



# Rigid Connectors

## Set Screw Type - Zinc Die Cast



### Features

- Set screw type connector
- Concrete tight when taped
- Assembled with a die cast locknut
- Threadless

### Applications

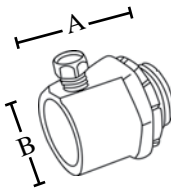
- Use to join Rigid to box or enclosure

### Standard Material

- Zinc die cast

Catalog Number	UPC	Size	Unit Carton	Ship Case	Weight/Case	A	B
671	17110	1/2"	50	500	46	1.16	.400
672	17120	3/4"	25	250	35	1.39	.400

## Malleable Iron



### Features

- Set screw type connector
- Threadless
- Concrete tight
- Assembled with a die cast locknut

### Applications

- Indoor use
- Use to join threadless Rigid or IMC conduit to a steel outlet box or other metal enclosure

### Standard Material

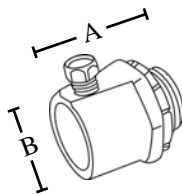
- Malleable iron
- Steel locknut
- Steel hex screw

### Standard Finish

- Zinc plated

Catalog Number	UPC	Size	Unit Carton	Ship Case	Weight/Case	A	B
671S	17135	1/2"	25	250	42	1.125	1.125
672S	17136	3/4"	25	250	22	1.25	1.375
673S	17137	1"	25	100	27	1.50	1.625
674S	17138	1-1/4"	5	50	12	1.75	2.00
675S	17139	1-1/2"	5	50	7	1.875	2.25
676S	17140	2"	---	20	10	2.00	2.75

## With Insulated Throat - Zinc Die Cast



### Features

- Set screw type connector
- Concrete tight when taped
- Assembled with a die cast locknut

### Applications

- Use to join Rigid to box or enclosure

### Standard Material

- Zinc die cast

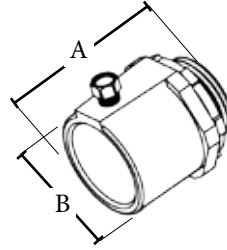
Catalog Number	UPC	Size	Unit Carton	Ship Case	Weight/Case	A	B
671Si	17112	1/2"	25	250	42	1.125	1.125
672Si	17122	3/4"	25	250	22	1.25	1.375
673Si	17132	1"	25	100	27	1.50	1.625
674Si	17142	1-1/4"	5	50	12	1.75	2.00
675Si	17152	1-1/2"	5	50	7	1.875	2.25
676Si	17162	2"	---	20	10	2.00	2.75

# Rigid Connectors

## Set Screw Type - Hot Dip Galvanized - Malleable Iron



Conforms to finish thickness  
ASTM A 123/123M  
UL 514B  
RoHS  
NEMA FB 1  
Federal Spec. A-A-50553



### Features

- Hot dip galvanized for added durability and corrosion protection
- Concrete tight when taped

### Applications

- Used to join unthreaded Rigid or IMC to box or enclosure

### Standard Material

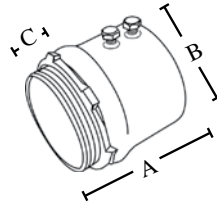
- Malleable iron
- Galvanized steel screw

### Standard Finish

- Hot dip galvanized

Catalog Number	UPC	Size	Unit Carton	Ship Case	Weight/Case	A	B
<b>671MHDG</b>	86725	<b>1/2"</b>	25	250	51	1.51	1.17
<b>672MHDG</b>	86726	<b>3/4"</b>	---	25	4	1.75	1.39
<b>673MHDG</b>	86727	<b>1"</b>	---	25	6	1.98	1.66
<b>674MHDG</b>	86728	<b>1-1/4"</b>	5	50	22	2.22	2.01
<b>675MHDG</b>	86729	<b>1-1/2"</b>	5	50	28	2.44	2.25
<b>676MHDG</b>	86730	<b>2"</b>	---	20	15	2.52	2.75

## Steel



### Features

- Set screw type connector
- Concrete tight when taped
- Assembled with a die cast locknut

### Applications

- Use to join Rigid or EMT to box or enclosure

### Standard Material


- Steel

Catalog Number	UPC	Size	Ship Case	Weight/Case	A	B	C
<b>637S*</b>	16350	<b>2-1/2"</b>	12	10	3.08	.920	3.27
<b>638S*</b>	16360	<b>3"</b>	12	12	3.37	1.050	3.91
<b>639S*</b>	16370	<b>3-1/2"</b>	10	13	3.46	1.050	4.46
<b>640S*</b>	16380	<b>4"</b>	6	9	3.75	1.050	4.99

\* EMT and Rigid

# Rigid Couplings

## Set Screw Type - Steel



Catalog Number	UPC	Size	Ship Case	Weight/Case	A	B
647S	23260	2-1/2"	12	19	4.25	3.19
648S	23270	3"	12	26	4.50	3.19
649S	23280	3-1/2"	6	15	4.75	4.31
650S	23290	4"	6	17	5.00	4.81

### Features

- Set screw type coupling
- Threadless
- Set screw design ensures secure connection
- Maintains conduit in a fixed position
- Excellent corrosion protection in damp locations

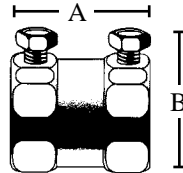
### Applications

- Use to join two unthreaded lengths of Rigid conduit or IMC

### Standard Material

- Steel

## Malleable Iron



Catalog Number	UPC	Size	Unit Carton	Ship Case	Weight/Case	A	B
681S	17150	1/2"	25	250	43	1.5	1.125
682S	17151	3/4"	25	250	25	1.5	1.375
683S	17152	1"	25	100	28	1.875	1.625
684S	17153	1-1/4"	5	50	15	2.1875	2
685S	17154	1-1/2"	5	50	9	2.625	2.25
686S	17155	2"	---	20	12	2.75	2.75

### Features

- Set screw type coupling
- Threadless
- Set screw design ensures secure connection
- Maintains conduit in a fixed position
- Excellent corrosion protection in damp locations

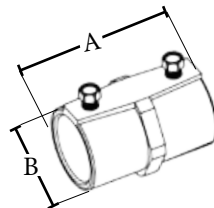
### Applications

- Use to join two unthreaded lengths of Rigid conduit or IMC

### Standard Material

- Malleable iron

## Hot Dip Galvanized



Catalog Number	UPC	Size	Unit Carton	Ship Case	Weight/Case	A	B
681HDG	83222	1/2"	---	25	7	1.77	1.17
682HDG	83223	3/4"	---	25	10	1.96	1.39
683HDG	83225	1"	---	25	16	2.69	1.66
684HDG	83227	1-1/4"	5	50	42	2.73	2.01
685HDG	83229	1-1/2"	4	40	42	3.19	2.25
686HDG	83231	2"	---	20	28	3.40	2.75

### Features

- Set screw type coupling
- Concrete tight when taped
- Hot dip galvanized for added durability and corrosion protection

### Applications

- Use to join two unthreaded lengths of Rigid conduit or IMC

### Standard Material

- Malleable iron
- Galvanized steel screw

### Standard Finish

- Hot dip galvanized

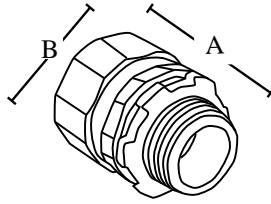


E148716

Conforms to finish thickness ASTM  
A123/123M  
UL 514B  
RoHS  
NEMA FB 1  
Federal Spec. A-A-50553

# Rigid Connectors

## Compression Type - Steel



### Features

- Concrete tight
- Threadless

### Applications

- Used to join unthreaded Rigid or IMC conduit to steel outlet box or metal enclosure

### Standard Material

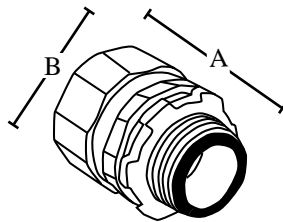
- Steel

### Standard Finish

- Zinc plated

Catalog Number	UPC	Size	Unit Carton	Ship Case	Weight/Case	A	B
<b>261</b>	12200	<b>1/2"</b>	20	200	26	1.35	1.17
<b>262</b>	12210	<b>3/4"</b>	10	100	20	1.48	1.43
<b>263</b>	12220	<b>1"</b>	5	50	18	1.58	1.75
<b>264</b>	12230	<b>1-1/4"</b>	5	50	32	1.86	2.15
<b>265</b>	12240	<b>1-1/2"</b>	---	12	11	1.94	2.38
<b>266</b>	12250	<b>2"</b>	---	12	14	2.49	3.38

## With Insulated Throat



### Features

- Compression type connector with insulated throat
- Concrete tight
- Threadless

### Applications

- Used to join unthreaded Rigid or IMC conduit to steel outlet box or metal enclosure

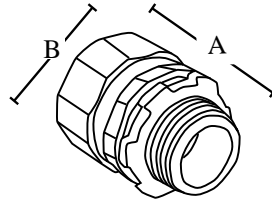
### Standard Material

- Steel

Catalog Number	UPC	Size	Unit Carton	Ship Case	Weight/Case	A	B
<b>261i</b>	12201	<b>1/2"</b>	20	200	26	1.35	1.17
<b>262i</b>	12211	<b>3/4"</b>	10	100	20	1.48	1.43
<b>263i</b>	12221	<b>1"</b>	5	50	18	1.58	1.75
<b>264i</b>	12231	<b>1-1/4"</b>	5	50	32	1.86	2.15
<b>265i</b>	12241	<b>1-1/2"</b>	---	12	11	1.94	2.38
<b>266i</b>	12251	<b>2"</b>	---	12	14	2.49	3.38

# Rigid Connectors

## Compression Type - Malleable Iron



### Features

- Concrete tight when taped
- Threadless

### Applications

- Used to join unthreaded Rigid or IMC conduit to steel outlet box or metal enclosure

### Standard Material

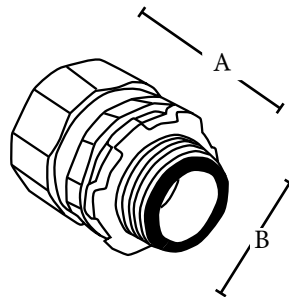
- Malleable iron

### Standard Finish

- Zinc plated

Catalog Number	UPC	Size	Unit Carton	Ship Case	Weight/Case	A	B
<b>261M</b>	85534	<b>1/2"</b>	20	200	13	1.50	1.50
<b>262M</b>	85535	<b>3/4"</b>	10	100	20	1.50	1.63
<b>263M</b>	85536	<b>1"</b>	5	50	36	1.687	2.00
<b>264M</b>	85537	<b>1-1/4"</b>	5	50	64	2.00	2.38
<b>265M</b>	85538	<b>1-1/2"</b>	---	12	92	2.0625	2.63
<b>266M</b>	85539	<b>2"</b>	---	12	117	2.25	3.31
<b>267</b>	12251	<b>2-1/2"</b>	---	5	14	3.00	3.75
<b>268</b>	12252	<b>3"</b>	---	3	13	3.125	4.25
<b>269</b>	12253	<b>3-1/2"</b>	---	2	13	3.187	4.75
<b>270</b>	12254	<b>4"</b>	---	2	13	3.437	5.312

## With Insulated Throat



### Features

- Compression type
- Concrete tight when taped
- Insulated throat

### Applications

- Used to join unthreaded Rigid or IMC conduit to steel outlet box or metal enclosure

### Standard Material

- Malleable iron

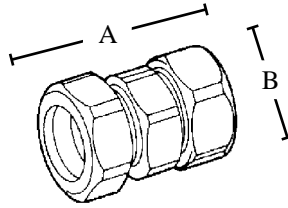
### Standard Finish

- Zinc plated

Catalog Number	UPC	Size	Ship Case	Weight/Case	A	B
<b>267i</b>	12255	<b>2-1/2"</b>	5	14	3.00	3.75
<b>268i</b>	12256	<b>3"</b>	3	13	3.125	4.25
<b>269i</b>	12257	<b>3-1/2"</b>	2	13	3.187	4.75
<b>270i</b>	12258	<b>4"</b>	2	13	3.437	5.312

# Rigid Couplings

## Compression Type - Steel



### Features

- Concrete tight
- Threadless

### Applications

- Used to join two lengths unthreaded Rigid or IMC conduit to steel outlet box or metal enclosure

### Standard Material

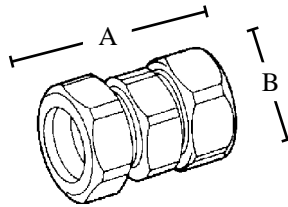
- Steel

### Standard Finish

- Zinc plated

Catalog Number	UPC	Size	Unit Carton	Ship Case	Weight/Case	A	B
251	12140	1/2"	10	100	16	1.74	1.17
252	12150	3/4"	10	100	24	1.82	1.43
253	12160	1"	5	50	24	1.95	1.75
254	12170	1-1/4"	5	50	43	2.65	2.15
255	12180	1-1/2"	---	12	15	2.70	2.37
256	12190	2"	---	5	8	2.93	3.38

## Malleable Iron



### Features

- Compression type
- Concrete tight
- Threadless

### Applications

- Used to join two lengths unthreaded Rigid or IMC conduit to steel outlet box or metal enclosure

### Standard Material

- Malleable iron

### Standard Finish

- Zinc plated

Catalog Number	UPC	Size	Unit Carton	Ship Case	Weight/Case	A	B
251M	85528	1/2"	10	100	16	1.81	1.50
252M	85529	3/4"	10	100	24	1.87	1.62
253M	85530	1"	5	50	48	2.18	2.00
254M	85531	1-1/4"	5	50	86	2.62	2.37
255M	85532	1-1/2"	---	12	125	2.68	2.62
256M	85533	2"	---	5	160	3.00	3.31
257	12131	2-1/2"	---	5	260	5.75	3.93
258	12141	3"	---	3	300	5.72	4.66
259	12151	3-1/2"	---	2	350	6.00	5.20
260	12161	4"	---	2	400	6.81	5.75

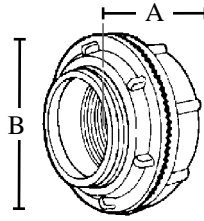


# Rigid Watertight Hubs

## Insulated Throat - Zinc Die Cast



NEMA 2 3R, 4, 4X, 5, 12, 13



### Features

- Flame-retardant insulated throat
- Rain, oil, and dust tight
- Oversized locknut prevents damage from vibrations and promotes positive grounding

### Applications

- Indoor or outdoor use
- Use to connect Rigid or IMC conduit to a load center or other metal enclosure where a watertight joint is required at knockouts or slip-fit holes

### Standard Material

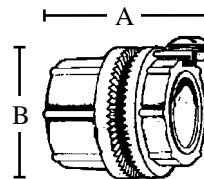
- Zinc die cast

Catalog Number	UPC	Size	Unit Carton	Ship Case	Weight/Case	A	B
201	11550	1/2"	25	250	49	1.31	1.54
202	11560	3/4"	10	100	29	1.37	1.73
203	11570	1"	10	100	42	1.59	2.04
204	11580	1-1/4"	2	20	12	1.59	2.42
205	11590	1-1/2"	2	20	15	1.59	2.79
206	11600	2"	2	10	9	1.59	3.30
207	11610	2-1/2"	---	5	8	2.44	3.70
208	11620	3"	---	5	9	2.44	4.39
209	11630	3-1/2"	---	5	11	2.44	4.88
210	11640	4"	---	1	3	2.44	5.50

## With Bonding Screw - Zinc Die Cast



NEMA 2 3R, 4, 4X, 5, 12, 13



### Features

- Flame-retardant insulated throat
- Rain, oil, and dust tight
- Oversized locknut prevents damage from vibrations and promotes positive grounding

### Applications

- Indoor or outdoor use
- Use to connect Rigid or IMC conduit to a load center or other metal enclosure where a watertight joint is required at knockouts or slip-fit holes

### Standard Material

- Zinc die cast

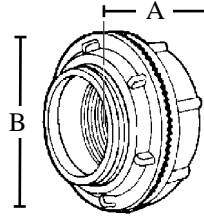
Catalog Number	UPC	Size	Unit Carton	Ship Case	Weight/Case	A	B
201B	11551	1/2"	25	250	53	1.31	1.54
202B	11561	3/4"	10	100	30	1.37	1.73
203B	11571	1"	10	100	43	1.59	2.04
204B	11581	1-1/4"	2	20	12	1.59	2.42
205B	11591	1-1/2"	2	20	15	1.59	2.79
206B	11601	2"	2	20	10	1.59	3.30
207B	11611	2-1/2"	---	2	8	2.44	3.70
208B	11621	3"	---	2	10	2.44	4.39
209B	11631	3-1/2"	---	1	13	2.44	4.88
210B	11641	4"	---	1	15	2.44	5.50

# Rigid Watertight Hubs

## Insulated Throat - Aluminum



NEMA 2 3R, 4, 4X, 5, 12, 13



### Features

- Flame-retardant insulated throat
- Rain, oil, and dust tight
- Oversized locknut protects against damage from vibration

### Applications

- Indoor or outdoor use
- Use to connect Rigid or IMC conduit to a load center or other metal enclosure where a watertight joint is required at knockouts or slip-fit holes

### Standard Material

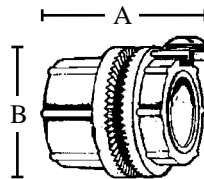
- Aluminum

Catalog Number	UPC	Size	Unit Carton	Ship Case	Weight/Case	A	B
201AL	87148	1/2"	25	250	22	1.31	1.54
202AL	87149	3/4"	10	100	13	1.37	1.73
203AL	87150	1"	10	100	18	1.59	2.04
204AL	87151	1-1/4"	2	20	5	1.59	2.42
205AL	87152	1-1/2"	2	20	7	1.59	2.79
206AL	87153	2"	---	10	5	1.59	3.30
207AL	87154	2-1/2"	---	5	4	2.44	3.70
208AL	87155	3"	---	5	5	2.44	4.39
209AL	87156	3-1/2"	---	5	5	2.44	4.88
210AL	87157	4"	---	1	2	2.44	5.50

## With Bonding Screw



NEMA 2 3R, 4, 4X, 5, 12, 13



### Features

- Flame-retardant insulated throat
- Rain, oil, and dust tight
- Oversized locknut protects against damage from vibrations and promotes positive grounding

### Applications

- Indoor or outdoor use
- Use to connect Rigid or IMC conduit to a load center or other metal enclosure where a watertight joint is required at knockouts or slip-fit holes

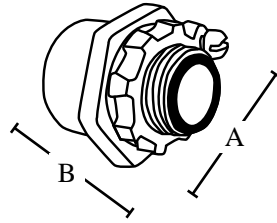
### Standard Material

- Aluminum

Catalog Number	UPC	Size	Unit Carton	Ship Case	Weight/Case	A	B
201BAL	87158	1/2"	25	250	23	1.31	1.54
202BAL	87159	3/4"	10	100	13	1.37	1.73
203BAL	87160	1"	10	100	19	1.59	2.04
204BAL	87161	1-1/4"	2	20	6	1.59	2.42
205BAL	87162	1-1/2"	---	20	7	1.59	2.79
206BAL	87163	2"	---	10	6	1.59	3.30
207BAL	87164	2-1/2"	---	5	3	2.44	3.70
208BAL	87165	3"	---	5	5	2.44	4.39
209BAL	87166	3-1/2"	---	5	7	2.44	4.88
210BAL	87167	4"	---	1	2	2.44	5.50

# Rigid Watertight Hubs

## Insulated Throat - Malleable Iron



Catalog Number	UPC	Size	Unit Carton	Ship Case	Weight/Case	A	B
201M	11552	1/2"	25	250	49	1.31	1.54
202M	11562	3/4"	10	100	29	1.37	1.73
203M	11572	1"	10	100	29	1.59	2.04
204M	11582	1-1/4"	2	20	15	1.59	2.42
205M	11592	1-1/2"	2	20	16	1.59	2.79
206M	11602	2"	2	20	18	1.59	3.30
207M	11612	2-1/2"	---	2	4	2.44	3.70
208M	11622	3"	---	2	5	2.44	4.39
209M	11623	3-1/2"	---	5	5	2.44	4.88
210M	11632	4"	---	1	6	2.44	5.50
210MA	85555	5"	---	1	3	3.50	6.80
210MB	85556	6"	---	1	6	3.59	8.18

### Features

- Flame-retardant insulated throat
- Male hub thread - NPT
- Female thread for Rigid conduit and IMC-NPT
- Recessed o-ring assures watertight and dust tight connections
- Type NHUB with insulated throat and bonding locknut is suitable for service entrance applications
- RoHS compliant

### Applications

- Indoor or outdoor use
- Use to connect Rigid or IMC conduit to a load center or other metal enclosure where a watertight joint is required at knockouts or slip-fit holes

### Standard Material

- Malleable iron

### Standard Finish

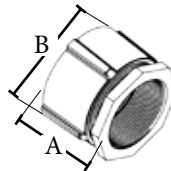
- Zinc plated

# Rigid Couplings

## Three Piece Type - Hot Dip Galvanized - Malleable Iron



E148716  
 Conforms to finish thickness ASTM  
 A123/123M  
 UL 514B  
 RoHS  
 NEMA FB 1  
 Federal Spec. A-A-50553



Catalog Number	UPC	Size	Unit Carton	Ship Case	Weight/Case	A	B
851HDG	83190	1/2"	20	200	24	1.36	1.31
852HDG	83191	3/4"	10	100	30	1.41	1.57
853HDG	83192	1"	5	50	23	1.62	1.87
854HDG	83193	1-1/4"	5	50	55	1.83	2.28
855HDG	83194	1-1/2"	3	30	44	1.94	2.59
856HDG	83195	2"	2	20	44	2.23	3.14
857HDG	83197	2-1/2"	---	10	37	3.09	3.72
858HDG	83199	3"	---	5	20	3.19	4.37
859HDG	83201	3-1/2"	---	5	28	3.37	4.90
860HDG	83204	4"	---	2	18	3.45	5.44
860AHDG	83205	5"	---	1	9	4.38	7.00
860BHDG	83206	6"	---	1	11	4.38	8.25

### Features

- For threaded Rigid and IMC conduit
- Hot dip galvanized for superior protection against corrosion

### Applications

- Use to join two lengths of threaded conduit or IMC when neither can be rotated

### Standard Material

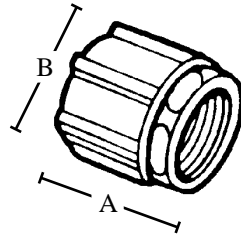
- Malleable iron

### Standard Finish

- Hot dip galvanized

# Rigid Couplings

## Three Piece Type - Malleable Iron



Catalog Number	UPC	Size	Unit Carton	Ship Case	Weight/Case	A	B
851	18630	1/2"	20	200	40	1.43	1.36
852	18640	3/4"	10	100	30	1.63	1.58
853	18650	1"	5	50	23	1.81	1.89
854	18660	1-1/4"	5	50	55	2.19	2.38
855	18670	1-1/2"	3	30	44	2.31	2.83
856	18680	2"	---	20	44	2.44	3.29
857	18690	2-1/2"	---	10	37	2.52	4.03
858	18700	3"	---	5	20	2.58	4.62
859	18710	3-1/2"	---	5	29	2.65	5.35
860	18720	4"	---	2	18	3.42	5.87
860A	18722	5"	---	1	12	4.38	7.00
860B	18724	6"	---	1	21	4.38	8.25

### Features

- For threaded Rigid or IMC conduit

### Applications

- Use as a threaded coupling between lengths of threaded Rigid or IMC conduit

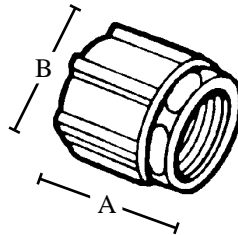
### Standard Material

- Malleable iron

### Standard Finish

- Zinc plated

## Steel



Catalog Number	UPC	Size	Unit Carton	Ship Case	Weight/Case	A	B
851S	18631	1/2"	20	200	20	1.43	1.36
852S	18641	3/4"	10	100	30	1.63	1.58
853S	18651	1"	5	50	46	1.81	1.89
854S	18661	1-1/4"	5	50	110	2.19	2.38
855S	18671	1-1/2"	3	30	147	2.31	2.83
856S	18681	2"	---	20	220	2.44	3.29

### Features

- For threaded Rigid or IMC conduit

### Applications

- Use as a threaded coupling between lengths of threaded Rigid or IMC conduit

### Standard Material

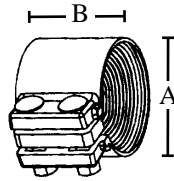
- Steel

### Standard Finish

- Zinc plated

# Rigid Couplings

## Slip-On Type - Malleable Iron



### Features

- Slip on type
- Neoprene gasket ensures concrete tight seal
- Suitable for use in Class 1, Division 2 areas

### Applications

- Use to provide a quick and simple method of joining two pieces of threaded Rigid or IMC conduit when neither can be rotated

### Standard Material

- Malleable iron
- Neoprene gasket

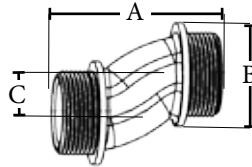
Catalog Number	UPC	Size	Unit Carton	Ship Case	Weight/Case	A	B
76	70400	2"	5	25	26	1.95	3.35
77	70410	2-1/2"	2	10	23	3.25	4.75
78	70420	3"	2	10	30	3.25	5.50
79	70430	3-1/2"	1	5	19	3.25	5.75
80	70440	4"	1	5	20	3.40	6.25

# Rigid Offset Nipples

## 3/4" Offset - Hot Dip Galvanized - Malleable Iron



Conforms to finish thickness ASTM  
A123/123M  
UL 514B  
RoHS  
NEMA FB 1  
Federal Spec. A-A-50553



### Features

- NPSM thread: Smooth inside surface to facilitate wire pulling free of damage

### Applications

- Indoor or outdoor use
- Use as an offset connector between two enclosures
- Offsets the axis of the raceways by 3/4"

### Standard Material

- Malleable iron

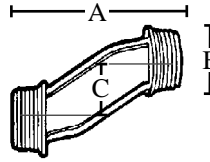
### Standard Finish

- Hot dip galvanized

Catalog Number	UPC	Size	Unit Carton	Ship Case	Weight/Case	A	B	C
111MHDG	83207	1/2"	10	10	25	2.81	1.02	.75
112MHDG	83208	3/4"	10	10	35	2.75	1.25	.75
113MHDG	83209	1"	10	10	49	2.87	1.56	.75
114MHDG	83211	1-1/4"	5	5	17	3.13	2.00	.75
115MHDG	83213	1-1/2"	5	5	23	3.13	2.31	.75
116MHDG	83215	2"	2	2	13	3.06	2.76	.75
117MHDG	83217	2-1/2"	---	---	6	3.97	3.26	.75
118MHDG	83219	3"	---	---	6	4.43	3.81	.75
119MHDG	83221	3-1/2"	---	---	1	4.82	4.38	.75
119AMHDG	86724	4"	---	---	4	5.04	4.96	.75

# Rigid Offset Nipples

## 3/4" Offset - Zinc Die Cast



### Features

- Enables easier direction change of conduit

### Applications

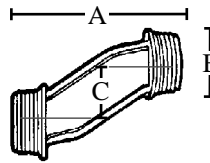
- Indoor or outdoor use
- Use as an offset connector between two enclosures
- Offsets the axis of the raceways by 3/4"

### Standard Material

- Zinc die cast

Catalog Number	UPC	Size	Unit Carton	Ship Case	Weight/Case	A	B	C
111	10610	1/2"	10	100	12	2.460	1.000	.750
112	10620	3/4"	10	100	16	2.560	1.220	.750
113	10630	1"	10	100	22	2.560	1.525	.750
114	10640	1-1/4"	5	50	17	2.910	1.910	.750
115	10650	1-1/2"	5	50	23	3.080	2.125	.750
116	10660	2"	2	20	13	3.145	2.665	.750
117	10670	2-1/2"	---	2	13	3.970	3.280	.750
118	10680	3"	---	2	6	4.420	3.795	.750

## With Insulated Throat



### Features

- Insulated throat
- Enables easier direction change of conduit

### Applications

- Indoor or outdoor use
- Use as an offset connector between two enclosures
- Offsets the axis of the raceways by 3/4"

### Standard Material

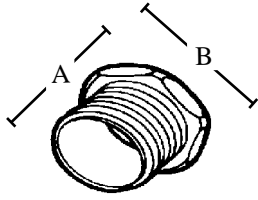
- Zinc die cast

Catalog Number	UPC	Size	Unit Carton	Ship Case	Weight/Case	A	B	C
111i	10611	1/2"	10	100	12	2.460	1.000	.750
112i	10621	3/4"	10	100	16	2.560	1.220	.750
113i	10631	1"	10	100	22	2.560	1.525	.750
114i	10641	1-1/4"	5	50	17	2.910	1.910	.750
115i	10651	1-1/2"	5	50	23	3.080	2.125	.750
116i	10661	2"	2	20	13	3.145	2.665	.750



# Rigid Conduit Nipples

## Zinc Die Cast



### Features

- Corrosion resistant
- Use with locknuts

### Applications

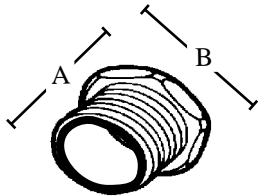
- Serves as a short raceway between enclosures

### Standard Material

- Zinc die cast

Catalog Number	UPC	Size	Unit Carton	Ship Case	Weight/Case	A	B
751	17860	1/2"	100	1000	40	.68	1.02
751A	17859	1/2" X 1" L	---	100	5	1.00	1.02
752	17870	3/4"	50	500	30	1.00	1.29
752A	17851	3/4" X 1" L	---	50	25	.75	1.29
753	17880	1"	25	250	25	.87	1.53
754	17890	1-1/4"	25	250	35	.94	1.89
755	17900	1-1/2"	25	100	20	.91	2.30
756	17910	2"	10	40	13	1.07	2.88
757	17920	2-1/2"	10	40	17	1.38	3.39
758	17930	3"	10	40	22	1.44	4.06
759	17940	3-1/2"	10	40	27	1.47	4.61
760	17950	4"	5	20	14	1.47	5.15

## With Insulated Throat



### Features

- Corrosion resistant
- Use with locknuts
- Insulated throat protects against abrasion damage

### Applications

- Serves as a short raceway between enclosures

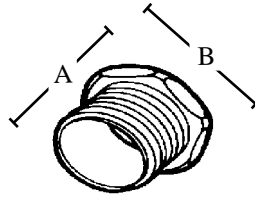
### Standard Material

- Zinc die cast

Catalog Number	UPC	Size	Unit Carton	Ship Case	Weight/Case	A	B
751i	17861	1/2"	100	1000	40	.68	1.02
752i	17871	3/4"	50	500	30	1.00	1.29
753i	17881	1"	25	250	25	.87	1.53
754i	17891	1-1/4"	25	250	35	.94	1.89
755i	17901	1-1/2"	25	100	20	.91	2.30
756i	17911	2"	10	40	13	1.07	2.88
757i	17921	2-1/2"	10	40	17	1.38	3.39
758i	17931	3"	10	40	22	1.44	4.06
759i	17941	3-1/2"	10	40	27	1.47	4.61
760i	17951	4"	5	20	14	1.47	5.15

# Rigid Conduit Nipples

## Malleable Iron



### Features

- Threaded NPSM for Rigid conduit and IMC
- Use with locknuts

### Applications

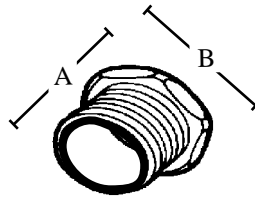
- Serves as a short raceway between enclosures

### Standard Material

- Malleable iron

Catalog Number	UPC	Size	Unit Carton	Ship Case	Weight/Case	A	B
<b>751M</b>	17860	<b>1/2"</b>	100	1000	5	.68	1.02
<b>752M</b>	17870	<b>3/4"</b>	50	500	7	.75	1.29
<b>753M</b>	17880	<b>1"</b>	25	250	12	.87	1.53
<b>754M</b>	17890	<b>1-1/4"</b>	25	250	15	.94	1.89
<b>755M</b>	17900	<b>1-1/2"</b>	25	250	22	.91	2.30
<b>756M</b>	17910	<b>2"</b>	10	40	35	1.07	2.88
<b>757M</b>	17920	<b>2-1/2"</b>	10	40	76	1.38	3.39
<b>758M</b>	17930	<b>3"</b>	10	40	101	1.44	4.06
<b>759M</b>	17940	<b>3-1/2"</b>	10	40	124	1.47	4.61
<b>760M</b>	17950	<b>4"</b>	5	20	200	1.47	5.15
<b>760A</b>	17952	<b>5"</b>	---	1	75	2.352	6.0
<b>760B</b>	17953	<b>6"</b>	---	1	65	2.180	7.0

## With Insulated Throat



### Features

- Threaded NPSM for Rigid conduit and IMC
- Use with locknuts
- Insulated throat protects against abrasion damage

### Applications

- Serves as a short raceway between enclosures

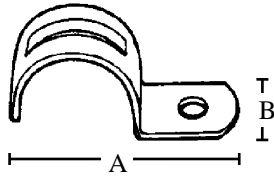
### Standard Material

- Malleable iron

Catalog Number	UPC	Size	Unit Carton	Ship Case	Weight/Case	A	B
<b>751Mi</b>	17863	<b>1/2"</b>	100	1000	7	.68	1.02
<b>752Mi</b>	17873	<b>3/4"</b>	50	500	7	1.00	1.29
<b>753Mi</b>	17883	<b>1"</b>	25	250	12	.87	1.53
<b>754Mi</b>	17893	<b>1-1/4"</b>	25	250	15	.94	1.89
<b>755Mi</b>	17903	<b>1-1/2"</b>	25	250	22	.91	2.30
<b>756Mi</b>	17913	<b>2"</b>	10	40	35	1.07	2.88
<b>757Mi</b>	17923	<b>2-1/2"</b>	10	40	76	1.38	3.39
<b>758Mi</b>	17933	<b>3"</b>	10	40	101	1.44	4.06
<b>759Mi</b>	17943	<b>3-1/2"</b>	10	40	124	1.47	4.61
<b>760Mi</b>	17953	<b>4"</b>	5	20	200	1.47	5.15

# Rigid Straps

## Snap-On Type - One Hole - Steel



### Features

- Inverted rib for strength
- Easy to install

### Applications

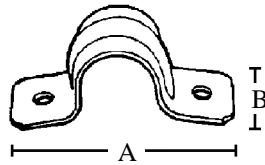
- Indoor or outdoor use
- Use to secure Rigid or IMC conduit to wood, masonry or where greater load bearing is required

### Standard Material

- Steel

Catalog Number	UPC	Size	Unit Carton	Ship Case	Weight/Case	A	B
531A	15041	1/4"	100	1000	20	1.51	.562
531B	15045	3/8"	100	1000	20	1.81	.562
531	15050	1/2"	50	500	21	1.91	.625
532	15060	3/4"	50	500	15	2.21	.750
533	15070	1"	25	250	25	2.57	.875
534	15080	1-1/4"	20	200	20	2.79	.880
535	15090	1-1/2"	20	200	32	3.69	.899
536	15100	2"	10	100	22	4.17	1.140
517*	15670	2-1/2"	---	50	21	5.00	1.280
518*	15680	3"	---	25	13	5.55	1.280
519*	15690	3-1/2"	---	25	18	6.37	1.280
520*	15700	4"	---	25	20	6.87	1.280
520A*	15702	5"	---	10	5	9.00	1.500
520B*	15704	6"	---	10	6	10.35	1.50

## Snap-On Type - Two Hole - Steel



### Features

- Greater load bearing capability
- Easy to install

### Applications

- Indoor or outdoor use
- Use to secure Rigid or IMC conduit to wood, masonry or where greater load bearing is required

### Standard Material

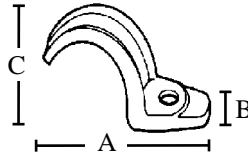
- Steel

Catalog Number	UPC	Size	Unit Carton	Ship Case	Weight/Case	A	B
541A	15043	1/4"	100	1000	18	2.15	.562
541B	15046	3/8"	100	1000	18	2.20	.562
541	15150	1/2"	50	500	13	2.43	.625
542	15160	3/4"	50	500	16	2.81	.685
543	15170	1"	25	250	12	3.28	.750
544	15180	1-1/4"	20	200	13	4.02	.875
545	15190	1-1/2"	10	100	12	4.58	1.00
546	15200	2"	---	50	7	5.22	1.00
527*	15010	2-1/2"	---	25	6	5.91	1.00
528*	15020	3"	---	25	7	6.71	1.00
529*	15030	3-1/2"	---	25	8	7.51	1.00
530*	15040	4"	---	25	7	8.31	1.00
530A*	15042	5"	---	10	5	10.60	1.25
530B*	15044	6"	---	10	6	11.85	1.25

# Rigid Straps

## Snap-On Type - One Hole

### Malleable Iron



#### Features

- Inverted rib for strength

#### Applications

- Indoor or outdoor use
- Use to secure Rigid or IMC conduit to wood, masonry or similar surfaces where greater load bearing is required
- To be used with clamp back

#### Standard Material

- Malleable iron

#### Standard Finish

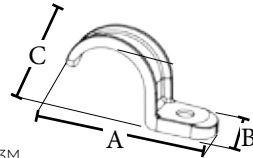
- Zinc plated

Catalog Number	UPC	Size	Unit Carton	Ship Case	Weight/Case	A	B	C
561	15350	1/2"	100	1000	40	2.250	.660	.94
562	15360	3/4"	50	500	25	2.560	.750	1.22
563	15370	1"	25	250	20	3.060	.810	1.50
564	15380	1-1/4"	20	200	20	3.690	.880	1.88
565	15390	1-1/2"	10	100	16	4.000	1.00	2.06
566	15400	2"	---	25	9	5.060	1.130	2.56
567	15410	2-1/2"	---	25	17	5.940	1.380	3.06
568	15420	3"	---	25	25	7.440	1.630	3.81
569	15430	3-1/2"	---	10	15	8.190	1.810	4.38
570	15430	4"	---	10	22	8.690	2.000	5.00
570A	15441	5"	---	10	35	9.3750	2.68750	6.00
570B	15442	6"	---	10	45	10.375	3.1250	7.00

## Hot Dip Galvanized



Conforms to finish thickness ASTM A123/123M  
UL 2239  
NEMA FB 1  
Federal Spec. A-A-50553



#### Features

- Hot dip galvanized for added durability and corrosion protection

#### Applications

- Use to secure Rigid or IMC conduit to wood, masonry or similar surfaces where greater load bearing is required

#### Standard Material

- Malleable iron

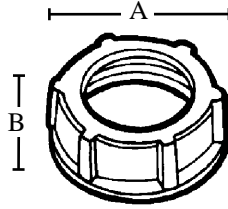
#### Standard Finish

- Hot dip galvanized

Catalog Number	UPC	Size	Unit Carton	Ship Case	Weight/Case	A	B	C
561HDG	86589	1/4"	100	1000	40	1.98	.67	.97
562HDG	86590	3/8"	50	500	25	2.37	.76	1.10
563HDG	86591	1/2"	25	250	20	2.90	.82	1.44
564HDG	86592	3/4"	20	250	25	3.12	.82	1.77
565HDG	86593	1"	10	200	32	3.90	1.05	2.06
566HDG	86594	1-1/4"	---	100	36	4.77	1.36	2.59
567HDG	86595	1-1/2"	---	25	17	5.45	1.36	3.05
568HDG	86596	2"	---	25	25	6.74	1.54	3.77
569HDG	86597	2-1/2"	---	25	38	7.72	1.91	4.24
570HDG	86598	3"	---	10	23	8.13	2.07	4.98
570AHDG	86599	3-1/2"	---	10	34	10.94	2.55	6.22
570BHDG	86600	4"	---	10	40	12.71	2.91	7.45

# Rigid Conduit Bushings

## Zinc Die Cast



### Features

- Rounded surface of the bushing prevents damage to wire insulation

### Applications

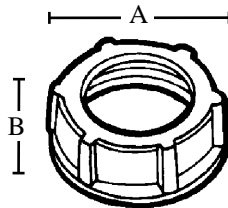
- Indoor or outdoor use
- Use with locknut to terminate threaded Rigid or IMC conduit to an outlet box

### Standard Material

- Zinc die cast

Catalog Number	UPC	Size	Unit Carton	Ship Case	Weight/Case	A	B
301	12530	1/2"	100	1000	30	1.053	.37
302	12540	3/4"	100	1000	50	1.327	.37
303	12550	1"	50	500	30	1.584	.47
304	12560	1-1/4"	25	250	25	1.952	.50
305	12570	1-1/2"	25	250	38	2.201	.52
306	12580	2"	25	100	17	2.693	.52
307	12590	2-1/2"	10	100	36	3.235	.85
308	12600	3"	---	10	5	3.855	.85
309	12610	3-1/2"	---	10	6	4.359	.85
310	12620	4"	---	10	7	5.011	.85

## Malleable Iron



### Features

- Rounded surface of the bushing prevents damage to wire insulation

### Applications

- Indoor or outdoor use
- Use with locknut to terminate threaded Rigid or IMC conduit to an outlet box

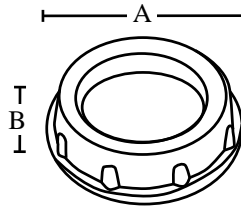
### Standard Material

- Malleable iron

Catalog Number	UPC	Size	Unit Carton	Ship Case	Weight/Case	A	B
301M	12630	1/2"	100	1000	50	1.223	.48
302M	12640	3/4"	50	500	30	1.498	.49
303M	12650	1"	50	500	24	1.818	.56
304M	12660	1-1/4"	25	250	30	2.423	.61
305M	12670	1-1/2"	---	25	22	2.512	.68
306M	12680	2"	---	25	35	3.053	.68
307M	12690	2-1/2"	---	15	20	3.624	.85
308M	12700	3"	---	10	10	4.172	.91
309M	12710	3-1/2"	---	10	13	4.767	1.00
310M	12720	4"	---	10	20	5.321	1.06
310AM	12622	5"	---	10	25	6.15	1.30
310BM	12623	6"	---	10	35	7.19	1.30

# Rigid Capped Bushings

## Steel Cap



### Features

- Steel cap is used inside bushing to prevent debris from entering conduit

### Applications

- Indoor or outdoor use
- Use with locknut to terminate threaded Rigid or IMC conduit to an outlet box

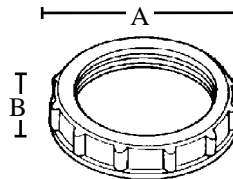
### Standard Material

- Zinc die cast with steel cap

Catalog Number	UPC	Size	Unit Carton	Ship Case	Weight/Case	A	B
<b>301CB</b>	12531	<b>1/2"</b>	100	1000	5	1.053	.37
<b>302CB</b>	12541	<b>3/4"</b>	100	1000	7	1.327	.37
<b>303CB</b>	12551	<b>1"</b>	50	500	11	1.584	.37
<b>304CB</b>	12561	<b>1-1/4"</b>	25	250	17	1.952	.50
<b>305CB</b>	12571	<b>1-1/2"</b>	25	250	21	2.201	.52
<b>306CB</b>	12581	<b>2"</b>	25	1000	34	2.693	.52
<b>307CB</b>	12591	<b>2-1/2"</b>	10	100	48	3.235	.85
<b>308CB</b>	12601	<b>3"</b>	10	100	61	3.855	.85
<b>309CB</b>	12611	<b>3-1/2"</b>	---	10	70	4.359	.85
<b>310CB</b>	12631	<b>4"</b>	---	10	125	5.011	.85
<b>310ACB</b>	12621	<b>5"</b>	---	10	78	6.15	1.30
<b>310BCB</b>	85152	<b>6"</b>	---	10	85	7.25	1.125

# Insulating Plastic Bushings

## 105°C Flame Retardant



### Features

- Rated flame retardant to 105°C

### Applications

- Indoor or outdoor use
- Use with locknut to terminate threaded Rigid or IMC conduit to an outlet box

### Standard Material

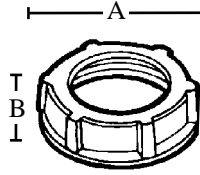
- Thermoplastic

Catalog Number	UPC	Size	Unit Carton	Ship Case	Weight/Case	A	B
<b>831</b>	18450	<b>1/2"</b>	100	1000	6	1.06	.43
<b>832</b>	18460	<b>3/4"</b>	100	1000	9	1.31	.43
<b>833</b>	18470	<b>1"</b>	50	500	11	1.59	.48
<b>834</b>	18480	<b>1-1/4"</b>	25	250	5	1.96	.56
<b>835</b>	18490	<b>1-1/2"</b>	25	250	7	2.18	.56
<b>836</b>	18500	<b>2"</b>	20	200	12	2.68	.59
<b>837</b>	18510	<b>2-1/2"</b>	---	50	5	3.25	.72
<b>838</b>	18520	<b>3"</b>	---	25	3	3.87	.75
<b>839</b>	18530	<b>3-1/2"</b>	---	25	5	4.37	.77
<b>840</b>	18540	<b>4"</b>	---	10	7	5.00	.77
<b>840A</b>	18550	<b>5"</b>	---	10	3	6.25	1.00
<b>840B</b>	18560	<b>6"</b>	---	10	4	7.50	1.00



# Rigid Bushings

## Insulated - 105°C Thermoplastic Liner - Zinc



### Features

- Liner is rated flame retardant to 105°C

### Applications

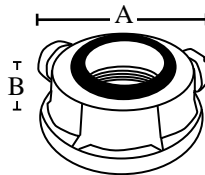
- Indoor or outdoor use
- Use with locknut to terminate Rigid or IMC conduit to an outlet box
- Plastic liner prevents damage to the wire insulation

### Standard Material

- Zinc
- Plastic insulator

Catalog Number	UPC	Size	Unit Carton	Ship Case	Weight/Case	A	B
311	12730	1/2"	100	1000	30	1.053	.394
312	12740	3/4"	50	500	20	1.327	.394
313	12750	1"	50	500	40	1.584	.477
314	12760	1-1/4"	25	250	25	1.952	.503
315	12770	1-1/2"	25	250	30	2.201	.522
316	12780	2"	---	100	14	2.693	.564
317	12790	2-1/2"	---	50	20	3.235	.866
318	12800	3"	---	25	12	3.855	.866
319	12810	3-1/2"	---	25	14	4.359	.866
320	12820	4"	---	10	6	5.011	.866

# Malleable Iron



### Features

- Liner is rated flame retardant to 105°C

### Applications

- Indoor or outdoor use
- Use with locknut to terminate Rigid or IMC conduit to an outlet box
- Plastic liner prevents damage to the wire insulation

### Standard Material

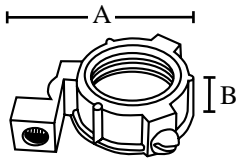
- Malleable iron

### Standard Finish

- Zinc plated
- Plastic insulator

Catalog Number	UPC	Size	Unit Carton	Ship Case	Weight/Case	A	B
311M	12830	1/2"	100	1000	20	1.223	.506
312M	12840	3/4"	50	500	20	1.498	.547
313M	12850	1"	50	500	40	1.818	.662
314M	12860	1-1/4"	25	250	43	2.423	.735
315M	12870	1-1/2"	25	100	29	2.512	.808
316M	12880	2"	10	100	30	3.053	.808
317M	12890	2-1/2"	---	50	20	3.624	.958
318M	12900	3"	---	25	13	4.172	1.052
319M	12910	3-1/2"	---	25	18	4.767	1.169
320M	12920	4"	---	10	10	5.321	1.178
320AM	12922	5"	---	10	25	6.15	1.30
320BM	12924	6"	---	10	35	7.19	1.30

# Insulated Metallic Grounding Bushings With Aluminum Lug - 105°C Thermoplastic Liner - Zinc



### Features

- Liner is rated flame retardant to 105°C
- UL listed for use with copper or aluminum grounding conductor

### Applications

- Indoor or outdoor use
- Use with locknut to terminate service conduit to a cabinet
- Lug provided for bonding jumper to a neutral bus bar

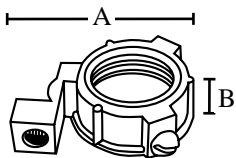
- Round surface of bushing prevents damage to wire insulation
- Plastic liner prevents damage to the wire insulation

### Standard Material

- Body - Zinc/plastic insulator
- Lug - Aluminum
- Clamping screw - Steel
- Set screws - Steel

Catalog Number	UPC	Size	Grounding Lug Wire Size		Unit Carton	Ship Case	Weight/Case		
			Min.	Max.				A	B
<b>321</b>	12930	1/2"	14	4	50	500	25	1.25	.50
<b>322</b>	12940	3/4"	14	4	50	500	35	1.50	.50
<b>323</b>	12950	1"	14	4	25	250	30	1.75	.56
<b>324</b>	12960	1-1/4"	14	4	20	200	34	2.12	.62
<b>325</b>	12970	1-1/2"	14	2	10	100	20	2.37	.75
<b>326</b>	12980	2"	14	2	10	100	35	2.81	.75
<b>327</b>	12990	2-1/2"	14	1/0	---	50	25	3.62	.93
<b>328</b>	13000	3"	14	1/0	---	10	6	4.18	.93
<b>329</b>	13010	3-1/2"	14	2/0	---	10	7	4.68	.93
<b>330</b>	13020	4"	6	250MCM	---	10	8	5.25	.93

## Malleable Iron



### Features

- Liner is rated flame retardant to 105°C
- UL listed for use with copper or aluminum grounding conductor

### Applications

- Indoor or outdoor use (aluminum lug)
- Use with locknut to terminate service conduit to a cabinet
- Lug provided for bonding jumper to a neutral bus bar

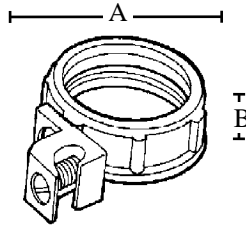
- Round surface of bushing prevents damage to wire insulation
- Plastic liner prevents damage to the wire insulation

### Standard Material

- Body - Malleable iron
- Plastic insulator
- Lug - Aluminum
- Clamping screw - Steel
- Set screws - Steel

Catalog Number	UPC	Size	Grounding Lug Wire Size		Unit Carton	Ship Case	Weight/Case		
			Min.	Max.				A	B
<b>321M</b>	13030	1/2"	14	4	50	500	25	1.25	.50
<b>322M</b>	13040	3/4"	14	4	50	500	30	1.48	.54
<b>323M</b>	13050	1"	14	4	25	250	23	1.80	.65
<b>324M</b>	13060	1-1/4"	14	4	20	200	34	2.40	.73
<b>325M</b>	13070	1-1/2"	14	2	25	250	53	2.50	.80
<b>326M</b>	13080	2"	14	2	25	250	78	3.03	.80
<b>327M</b>	13090	2-1/2"	14	1/0	---	10	4	3.60	.95
<b>328M</b>	13100	3"	14	1/0	---	10	5	4.16	1.03
<b>329M</b>	13110	3-1/2"	14	2/0	---	10	15	4.75	1.15
<b>330M</b>	13120	4"	14	2/0	---	10	20	5.30	1.17
<b>330AM</b>	13122	5"	6	250MCM	---	10	25	6.15	1.130
<b>330BM</b>	13124	6"	6	250MCM	---	10	35	7.19	1.130

# Insulated Metallic Grounding Bushings With Aluminum Lay-In Lug - Malleable Iron



### Features

- Liner is rated flame retardant to 105°C
- UL listed for use with copper or aluminum grounding conductor

### Applications

- Indoor or outdoor use (aluminum lug)
- Use with locknut to terminate service conduit to a cabinet
- Lug provided for bonding jumper to a neutral bus bar
- Round surface of bushing prevents damage to wire insulation
- Plastic liner prevents damage to the wire insulation

### Standard Material

- Body - Malleable iron
- Plastic insulator
- Lug - Aluminum
- Clamping screw - Steel
- Set screws - Steel

### Standard Finish

- Body - Zinc plated

Catalog Number	UPC	Size	Grounding Lug Wire Size		Unit Carton	Ship Case	Weight/Case	A	B
			Min.	Max.					
<b>331M</b>	13300	<b>1/2"</b>	14	4	50	500	45	1.08	.57
<b>332M</b>	13310	<b>3/4"</b>	14	4	50	500	50	1.31	.57
<b>333M</b>	13320	<b>1"</b>	14	4	25	250	40	1.61	.65
<b>334M</b>	13330	<b>1-1/4"</b>	14	4	20	200	35	1.91	.71
<b>334AM</b>	13340	<b>1-1/4"</b>	14	1/0	20	200	35	1.91	.71
<b>335M</b>	13350	<b>1-1/2"</b>	14	4	10	100	25	2.16	.73
<b>335AM</b>	13360	<b>1-1/2"</b>	14	1/0	10	100	25	2.16	.73
<b>336M</b>	13370	<b>2"</b>	14	4	10	100	30	2.72	.73
<b>336AM</b>	13380	<b>2"</b>	14	1/0	10	100	30	2.72	.73
<b>337M</b>	13390	<b>2-1/2"</b>	14	1/0	---	50	25	3.23	.94
<b>337AM</b>	13400	<b>2-1/2"</b>	6	250 MCM	---	50	25	3.23	.94
<b>338M</b>	13410	<b>3"</b>	14	1/0	---	25	18	3.88	.94
<b>338AM</b>	13420	<b>3"</b>	6	250 MCM	---	25	18	3.88	.94
<b>339M</b>	13430	<b>3-1/2"</b>	14	1/0	---	10	20	4.43	.94
<b>339AM</b>	13440	<b>3-1/2"</b>	6	250 MCM	---	10	20	4.43	.94
<b>340M</b>	13450	<b>4"</b>	14	1/0	---	10	25	4.89	.94
<b>340AM</b>	13460	<b>4"</b>	6	250 MCM	---	10	25	4.89	.94
<b>340ALM</b>	13462	<b>5"</b>	6	250 MCM	---	10	25	6.10	1.14
<b>340BLM</b>	13463	<b>6"</b>	6	250 MCM	---	10	35	7.15	1.14

# Insulated Metallic Grounding Bushings

## With Aluminum Lay-In Lug - Hot Dip Galvanized Malleable Iron



E195122

Conforms to finish thickness ASTM  
A123/123M  
UL 514B and UL 467  
RoHS  
NEMA FB 1  
Federal Spec. A-A-50553

### Features

- Hot dip galvanized for superior protection against corrosion
- Tin plated aluminum alloy 6061-T6 rated for AL and CU conductor
- Liner is rated flame retardant to 105°C
- UL listed for use with copper or aluminum grounding conductor

### Applications

- Use to provide a means of grounding Rigid or IMC conduit
- Indoor or outdoor use (aluminum lug)
- Use with locknut to terminate service conduit to a cabinet
- Lug provided for bonding jumper to a neutral bus bar
- Round surface of bushing prevents damage to wire insulation
- Plastic liner prevents damage to the wire insulation

### Standard Material

- Body - Malleable iron
- Plastic insulator
- Lug - Aluminum
- Clamping screw - Steel
- Set screws - Steel

### Standard Finish

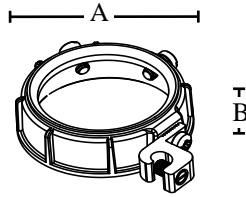
- Hot dip galvanized

Catalog Number	UPC	Size	Grounding Lug Wire Size		Unit Carton	Ship Case	Weight/Case	A	B
			Min.	Max.					
<b>331MHDG</b>	86684	<b>1/2"</b>	14	4	50	500	45	1.08	.57
<b>332MHDG</b>	86685	<b>3/4"</b>	14	4	50	500	50	1.31	.57
<b>333MHDG</b>	86686	<b>1"</b>	14	4	25	250	32	1.61	.65
<b>334MHDG</b>	86688	<b>1-1/4"</b>	14	4	20	200	36	1.91	.71
<b>335MHDG</b>	86690	<b>1-1/2"</b>	14	4	10	100	25	2.16	.73
<b>336MHDG</b>	86692	<b>2"</b>	14	4	10	100	30	2.72	.73
<b>337MHDG</b>	86693	<b>2-1/2"</b>	14	1/0	5	50	25	3.23	.94
<b>338MHDG</b>	86695	<b>3"</b>	14	1/0	---	25	18	3.88	.94
<b>339MHDG</b>	86697	<b>3-1/2"</b>	14	1/0	---	10	20	4.43	.94
<b>340MHDG</b>	86699	<b>4"</b>	14	1/0	---	10	24	4.89	.94
<b>340ALMHDG</b>	86701	<b>5"</b>	6	250 MCM	---	10	27	6.10	1.14
<b>340BLMHDG</b>	86702	<b>6"</b>	6	250 MCM	---	10	32	7.15	1.14

# Insulated Metallic Grounding Bushings

## With Aluminum Lay-In Lug - Threadless - Set Screw Type

### Malleable Iron



#### Features

- Liner is rated flame retardant to 105°C
- Set-screws allowing the fitting to lock bushing in any desired position
- For use on threaded or threadless Rigid conduit or IMC

#### Applications

- Indoor or outdoor use (lay-in lug)
- Use with locknut to terminate service conduit to a cabinet
- Lug provided for bonding jumper to a neutral bus bar
- Round surface of bushing prevents damage to wire insulation
- Plastic liner prevents damage to the wire insulation

#### Standard Material

- Body - Malleable iron
- Plastic insulator
- Lug - Aluminum
- Clamping screw - Steel
- Set screws - Steel

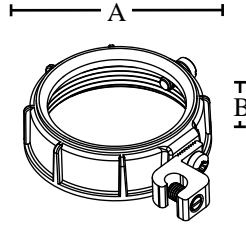
#### Standard Finish

- Body - Zinc plated

Catalog Number	UPC	Size	Grounding Lug Wire Size		Unit Carton	Ship Case	Weight/Case	Dimensions	
			Min.	Max.				A	B
<b>331MSS</b>	13321	<b>1/2"</b>	14	4	50	500	25	1.08	.57
<b>332MSS</b>	13331	<b>3/4"</b>	14	4	50	500	30	1.31	.57
<b>333MSS</b>	13341	<b>1"</b>	14	4	25	250	23	1.61	.65
<b>334MSS</b>	13351	<b>1-1/4"</b>	14	4	20	200	30	1.91	.71
<b>335MSS</b>	13361	<b>1-1/2"</b>	14	4	10	100	25	2.16	.73
<b>336MSS</b>	13371	<b>2"</b>	14	4	10	100	30	2.72	.73
<b>337MSS</b>	13391	<b>2-1/2"</b>	14	1/0	5	50	38	3.23	.94
<b>338MSS</b>	13411	<b>3"</b>	14	1/0	---	25	35	3.88	.94
<b>339MSS</b>	13431	<b>3-1/2"</b>	14	1/0	---	10	15	4.43	.94
<b>340MSS</b>	13451	<b>4"</b>	14	1/0	---	10	20	4.89	.94
<b>340AMSS</b>	13461	<b>5"</b>	6	250 MCM	---	10	25	6.10	1.14
<b>340BMSS</b>	13471	<b>6"</b>	6	250 MCM	---	10	35	7.15	1.14

# Insulated Metallic Grounding Bushings

## With Aluminum Lay-In Lug - Threadless - Zinc Die Cast



### Features

- Tin plated aluminum alloy 6061-T6 rated for AL and CU conductor
- Liner is rated flame retardant to 105°C
- UL listed for use with copper or aluminum grounding conductor

### Applications

- Use to provide a means of grounding Rigid or IMC conduit
- Indoor or outdoor use (lay-in lug)
- Use with locknut to terminate service conduit to a cabinet
- Lug provided for bonding jumper to a neutral bus bar
- Round surface of bushing prevents damage to wire insulation
- Plastic liner prevents damage to the wire insulation

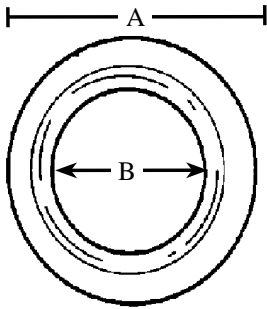
### Standard Material

- Body - Zinc die cast
- Plastic insulator
- Lug - Aluminum
- Clamping screw - Steel
- Set screws - Steel

Catalog Number	UPC	Size	Grounding Lug Wire Size		Unit Carton	Ship Case	Weight/Case	A	B
			Min.	Max.					
<b>331</b>	13130	<b>1/2"</b>	14	4	50	500	30	1.04	.38
<b>332</b>	13140	<b>3/4"</b>	14	4	50	500	35	1.26	.41
<b>333</b>	13150	<b>1"</b>	14	4	25	250	23	1.53	.50
<b>334</b>	13160	<b>1-1/4"</b>	14	4	20	200	26	1.86	.53
<b>334A</b>	13170	<b>1-1/4"</b>	14	1/0	20	200	26	1.86	.53
<b>335</b>	13180	<b>1-1/2"</b>	14	4	10	100	16	2.13	.56
<b>335A</b>	13190	<b>1-1/2"</b>	14	1/0	10	100	16	2.13	.56
<b>336</b>	13200	<b>2"</b>	14	4	10	100	21	2.60	.66
<b>336A</b>	13210	<b>2"</b>	14	1/0	10	100	21	2.60	.66
<b>337</b>	13220	<b>2-1/2"</b>	14	1/0	---	50	20	3.15	.75
<b>337A</b>	13230	<b>2-1/2"</b>	6	250 MCM	---	50	20	3.15	.75
<b>338</b>	13240	<b>3"</b>	14	1/0	---	50	29	3.76	.75
<b>338A</b>	13250	<b>3"</b>	6	250 MCM	---	50	29	3.76	.75
<b>339</b>	13260	<b>3-1/2"</b>	14	1/0	---	10	15	4.27	.75
<b>339A</b>	13270	<b>3-1/2"</b>	6	250 MCM	---	10	15	4.27	.75
<b>340</b>	13280	<b>4"</b>	14	1/0	---	10	20	4.76	.75
<b>340A</b>	13290	<b>4"</b>	6	250 MCM	---	10	20	4.76	.75

# Reducing Washers

## Steel



### Features

- Sizes available for every application

### Applications

- To be used in pairs to reduce the size of knockout holes

### Standard Material

- Steel

### Standard Finish

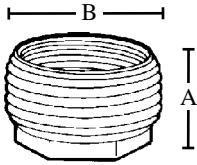
- Zinc plated

Catalog Number	UPC	Size	Unit Carton	Ship Case	Weight/Case	A	B
900	19050	3/4" X 1/2"	100	1000	2	1.420	1.40
901	19060	1" X 1/2"	100	1000	2	1.710	1.40
902	19070	1" X 3/4"	100	1000	2	1.710	1.62
903	19080	1-1/4" X 1/2"	50	500	2	2.080	1.62
904	19090	1-1/4" X 3/4"	50	500	2	2.080	1.62
905	19100	1-1/4" X 1"	50	500	1	2.080	1.62
906	19110	1-1/2" X 1/2"	50	500	2	2.635	1.62
907	19120	1-1/2" X 3/4"	50	500	4	2.635	1.62
908	19130	1-1/2" X 1"	50	500	4	2.635	1.62
909	19140	1-1/2" X 1-1/4"	50	500	2	2.635	1.62
910	19150	2" X 1/2"	25	250	2	3.265	1.62
911	19160	2" X 3/4"	25	250	2	3.265	1.62
912	19170	2" X 1"	25	250	2	3.265	1.62
913	19180	2" X 1-1/4"	25	250	2	2.265	1.62
914	19190	2" X 1-1/2"	25	250	2	2.265	1.62
915	19200	2-1/2" X 1/2"	25	250	2	3.265	.870
916	19210	2-1/2" X 3/4"	25	250	2	3.265	1.060
917	19220	2-1/2" X 1"	25	250	2	3.265	1.370
918	19230	2-1/2" X 1-1/4"	25	250	2	3.265	1.750
919	19240	2-1/2" X 1-1/2"	25	250	1	3.265	1.995
920	19250	2-1/2" X 2"	25	250	1	3.265	2.425
921	19260	3" X 1/2"	25	250	6	4.490	.870
922	19270	3" X 3/4"	25	250	5	4.490	1.060
923	19280	3" X 1"	25	250	5	4.490	1.360
924	19290	3" X 1-1/4"	25	250	4	4.490	1.750
925	19300	3" X 1-1/2"	25	250	3	4.490	1.995
926	19310	3" X 2"	25	250	2	4.490	2.400
927	19320	3" X 2-1/2"	25	250	2	4.490	2.940
928	19330	3-1/2" X 1/2"	10	100	3	5.000	.870
929	19340	3-1/2" X 3/4"	10	100	3	5.000	1.060
930	19350	3-1/2" X 1"	10	100	3	5.000	1.380
931	19360	3-1/2" X 1-1/4"	10	100	3	5.000	1.710
932	19370	3-1/2" X 1-1/2"	10	100	3	5.000	1.980
933	19380	3-1/2" X 2"	10	100	3	5.000	2.435
934	19390	3-1/2" X 2-1/2"	10	100	2	5.000	2.920
935	19400	3-1/2" X 3"	10	100	2	5.000	3.560
936	19410	4" X 1/2"	10	100	3	5.500	.870
937	19420	4" X 3/4"	10	100	3	5.500	1.060
938	19430	4" X 1"	10	100	3	5.500	1.380
939	19440	4" X 1-1/4"	10	100	2	5.500	1.715
940	19450	4" X 1-1/2"	10	100	2	5.500	1.970
941	19460	4" X 2"	10	100	2	5.500	2.435
942	19470	4" X 2-1/2"	10	100	2	5.500	2.920
943	19480	4" X 3"	10	100	2	5.500	3.560
944	19490	4" X 3-1/2"	10	100	1	5.500	4.050



# Reducing Bushings

## Steel



### Features

- Rounded bushing protects conductor

### Applications

- Dry location use only
- Use to reduce the entry size of a run of threaded conduit

### Standard Material

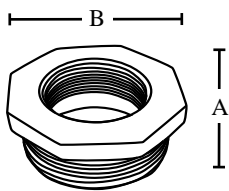
- Steel

### Standard Finish

- Zinc plated

Catalog Number	UPC	Size	Ship Case	Weight/Case	A	B
RB1	20060	1/2" X 3/8"	100	4	.563	.750
RB2	20070	3/4" X 1/2"	100	4	.650	.920
RB3	20080	1" X 1/2"	50	6	.715	1.125
RB4	20090	1" X 3/4"	50	3	.715	1.125
RB5	20100	1-1/4" X 1/2"	25	7	.820	1.470
RB6	20110	1-1/4" X 3/4"	25	6	.820	1.470
RB7	20120	1-1/4" X 1"	25	4	.820	1.470
RB8	20130	1-1/2" X 1/2"	25	10	.850	1.700
RB9	20140	1-1/2" X 3/4"	25	9	.850	1.700
RB10	20150	1-1/2" X 1"	25	7	.850	1.700
RB11	20160	1-1/2" X 1-1/4"	25	3	.850	1.700
RB12	20170	2" X 1/2"	10	5	.970	2.230
RB13	20180	2" X 3/4"	10	8	.970	2.230
RB14	20190	2" X 1"	10	7	.970	2.230
RB15	20200	2" X 1-1/4"	10	5	.970	2.230
RB16	20210	2" X 1-1/2"	10	4	.970	2.230

## Malleable Iron



### Features

- Rounded bushing protects conductor

### Applications

- Dry location use only
- Use to reduce the entry size of a run of threaded conduit

### Standard Material

- Malleable iron

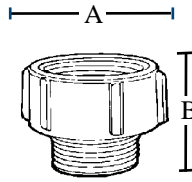
### Standard Finish

- Zinc plated

Catalog Number	UPC	Size	Ship Case	Weight/Case	A	B
RB17	20220	2-1/2" X 1"	10	9	1.563	2.750
RB18	20230	2-1/2" X 1-1/4"	10	9	2.090	2.845
RB19	20240	2-1/2" X 1-1/2"	10	8	1.125	2.820
RB20	20250	2-1/2" X 2"	10	5	1.200	3.485
RB21	20260	3" X 1-1/4"	10	11	2.100	3.445
RB22	20270	3" X 1-1/2"	10	11	2.020	3.460
RB23	20280	3" X 2"	10	11	2.000	4.380
RB24	20290	3" X 2-1/2"	10	10	1.390	4.395
RB25	20300	3-1/2" X 1-1/2"	10	20	1.905	4.575
RB26	20310	3-1/2" X 2"	10	10	1.905	4.575
RB27	20320	3-1/2" X 2-1/2"	10	9	2.020	3.945
RB28	20330	3-1/2" X 3"	10	15	1.385	4.920
RB29	20340	4" X 2"	10	11	2.070	5.220
RB30	20350	4" X 2-1/2"	10	15	2.070	5.220
RB31	20360	4" X 3"	10	13	1.775	5.250
RB32	20370	4" X 3-1/2"	10	13	1.400	5.250

# Rigid Male Enlargers

## Steel



### Features

- Helps to better accommodate design specs

### Applications

- Converts conduit end sizes; eliminates rework or tear outs

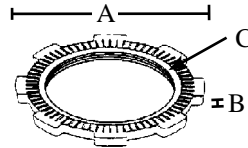
### Standard Material

- Steel

Catalog Number	UPC	Size	Unit Carton	Ship Case	Weight/Case	A	B
981S	19640	1/2" - 3/4"	25	250	50	1.35	1.40
982S	19650	3/4" - 1"	10	100	12	1.62	1.40

# Rigid Locknuts

## Zinc Die Cast



### Features

- Tightens without deformation
- Serrated teeth prevent loosening from vibrations

### Applications

- Affixes Rigid conduit to an electrical box or other metal enclosure
- To connect externally threaded conduit connector to a threadless opening in a box or enclosure

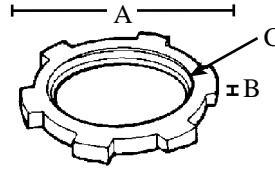
### Standard Material

- Zinc die cast

Catalog Number	UPC	Size	Threads Per Inch	Unit Carton	Ship Case	Weight/Case	A	B	C
241	12040	1/2"	14	200	2000	20	1.12	.15	.787-.797
242	12050	3/4"	14	100	1000	20	1.33	.15	.999-1.009
243	12060	1"	11-1/2	100	1000	20	1.68	.19	1.250-1.260
244	12070	1-1/4"	11-1/2	50	500	20	2.15	.19	1.595-1.605
245	12080	1-1/2"	11-1/2	50	500	20	2.35	.19	1.837-1.847
246	12090	2"	11-1/2	50	200	12	2.89	.19	2.307-2.317
247	12100	2-1/2"	8	25	100	13	3.43	.25	2.777-2.788
248	12110	3"	8	25	100	18	4.12	.25	3.403-3.414
249	12120	3-1/2"	8	10	40	13	4.67	.27	3.892-3.904
250	12130	4"	8	10	40	15	5.25	.27	4.399-4.411

# Rigid Locknuts

## Steel



### Features

- Tightens without deformation

### Applications

- To connect externally threaded conduit connector to a threadless opening in a box or enclosure

### Standard Material

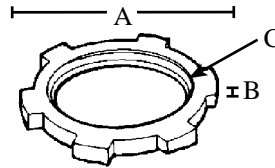
- Steel

### Standard Finish

- Zinc plated

Catalog Number	UPC	Size	Threads Per Inch	Unit Carton	Ship Case	Weight/Case	A	B	Thread Pitch Diameter
<b>281</b>	12300	<b>1/2"</b>	14	100	2000	20	1.15	.110	.787-.797
<b>282</b>	12310	<b>3/4"</b>	14	100	1000	20	1.45	.115	.999-1.009
<b>283</b>	12320	<b>1"</b>	11-1/2	100	1000	30	1.75	.140	1.250-1.260
<b>284</b>	12330	<b>1-1/4"</b>	11-1/2	50	500	20	2.10	.140	1.595-1.605
<b>285</b>	12340	<b>1-1/2"</b>	11-1/2	50	500	30	2.40	.140	1.837-1.847
<b>286</b>	12350	<b>2"</b>	11-1/2	25	250	20	2.95	.140	2.307-2.317
<b>287</b>	12360	<b>2-1/2"</b>	8	---	50	6	3.55	.185	2.777-2.788
<b>288</b>	12370	<b>3"</b>	8	---	50	9	3.55	.190	3.403-3.414
<b>289</b>	12380	<b>3-1/2"</b>	8	---	25	6	4.20	.190	3.892-3.904
<b>290</b>	12390	<b>4"</b>	8	---	25	7	4.75	.190	4.399-4.411
<b>290A</b>	12400	<b>5"</b>	8	---	10	5	6.67	.380	5.488-5.500
<b>290B</b>	12410	<b>6"</b>	8	---	10	8	7.93	.400	6.545-6.557

## UL Listed



### Features

- Tightens without deformation
- UL listed

### Applications

- To connect externally threaded conduit connector to a threadless opening in a box or enclosure

### Standard Material

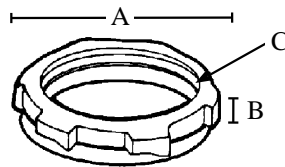
- Steel

### Standard Finish

- Zinc plated

Catalog Number	UPC	Size	Threads Per Inch	Unit Carton	Ship Case	Weight/Case	A	B	Thread Pitch Diameter
<b>281UL</b>	86392	<b>1/2"</b>	14	200	2000	23	1.15	.110	.787-.797
<b>282UL</b>	86393	<b>3/4"</b>	14	100	1000	23	1.45	.115	.999-1.009
<b>283UL</b>	86394	<b>1"</b>	11-1/2	100	1000	33	1.75	.140	1.250-1.260
<b>284UL</b>	86395	<b>1-1/4"</b>	11-1/2	50	500	23	2.10	.140	1.595-1.605
<b>285UL</b>	86396	<b>1-1/2"</b>	11-1/2	50	500	33	2.40	.140	1.837-1.847
<b>286UL</b>	86397	<b>2"</b>	11-1/2	25	250	23	2.95	.140	2.307-2.317
<b>287UL</b>	86398	<b>2-1/2"</b>	8	---	50	8	3.55	.185	2.777-2.788
<b>288UL</b>	86399	<b>3"</b>	8	---	50	12	3.55	.190	3.403-3.414
<b>289UL</b>	86400	<b>3-1/2"</b>	8	---	25	9	4.20	.190	3.892-3.904
<b>290UL</b>	86401	<b>4"</b>	8	---	25	10	4.75	.190	4.399-4.411

# Sealing Locknuts Steel



### Features

- Zinc plated with PVC molded gasket for a watertight seal

### Applications

- Indoor or outdoor use
- Use to secure Rigid, IMC conduit or various threaded fittings to a steel outlet box or other metal enclosures, when moisture proof protection is required

### Standard Material

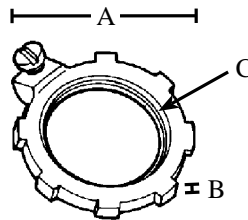
- Steel

### Standard Finish

- Zinc plated
- PVC gasket

Catalog Number	UPC	Size	Threads Per Inch	Unit Carton	Ship Case	Weight/Case	A	B	Thread Pitch Diameter
711	17450	1/2"	14	50	500	10	1.12	.26	.787-.797
712	17460	3/4"	14	50	500	16	1.37	.27	.999-1.009
713	17470	1"	11-1/2	25	250	4	1.75	.28	1.250-1.260
714	17480	1-1/4"	11-1/2	10	100	8	2.06	.32	1.595-1.605
715	17490	1-1/2"	11-1/2	10	100	8	2.37	.32	1.837-1.847
716	17500	2"	11-1/2	10	100	12	2.87	.32	2.307-2.317
717	17510	2-1/2"	8	---	25	5	3.43	.32	2.777-2.788
718	17520	3"	8	---	25	5	4.12	.32	3.403-3.414
719	17530	3-1/2"	8	---	25	6	4.62	.32	3.892-3.904
720	17540	4"	8	---	25	6	5.18	.32	4.399-4.411
720A	85017	5"	8	---	5	6	6.67	.50	5.488-5.500
720B	17542	6"	8	---	5	10	7.83	.52	6.545-6.557

# Grounding Locknuts Steel



### Features

- Tightens without deformation
- UL listed

### Applications

- To connect externally threaded conduit connector to a threadless opening in a box or enclosure

### Standard Material

- Steel

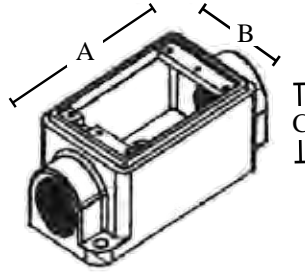
### Standard Finish

- Zinc plated

Catalog Number	UPC	Size	Threads Per Inch	Unit Carton	Ship Case	Weight/Case	A	B	Thread Pitch Diameter
551	15250	1/2"	14	100	1000	30	1.15	.110	.787- .797
552	15260	3/4"	14	100	1000	30	1.45	.115	.999-1.009
553	15270	1"	11-1/2	50	500	25	1.75	.140	1.250-1.260
554	15280	1-1/4"	11-1/2	50	500	30	2.10	.140	1.595-1.605
555	15290	1-1/2"	11-1/2	25	250	22	2.40	.140	1.837-1.847
556	15300	2"	11-1/2	20	200	28	2.95	.140	2.307-2.317
557	15310	2-1/2"	8	---	50	8	3.55	.185	2.777-2.788
558	15320	3"	8	---	50	14	3.55	.190	3.403-3.414
559	15330	3-1/2"	8	---	25	9	4.20	.190	3.892-3.904
560	15340	4"	8	---	25	10	4.75	.190	4.399-4.411

# FS and FD Cast Device Boxes

## FSC Type - Heavy Duty - Duel Hub - Malleable Iron



### Features

- Suitable for use in concrete
- Tapered threaded hubs-NPT
- Internal grounding screw
- Suitable for wet locations when used with FSBCM/FSBCS cover and FSDCG neoprene gasket

### Applications

- For use in areas where boxes are exposed to harsh locations
- Provides opening for making splices
- Serves as a pull box for conductors
- Allows connection for branch conduit runs

### Standard Material

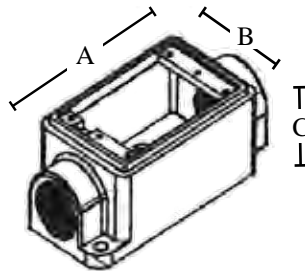
- Malleable iron

### Standard Finish

- Zinc plated

Catalog Number	UPC	Size	Ship Case	Weight/Case	A	B	C
<b>FSC1M</b>	85202	<b>1/2"</b>	5	11	6.0625	2.93	2.125
<b>FSC2M</b>	85203	<b>3/4"</b>	5	12	6.0625	2.93	2.125
<b>FSC3M</b>	85204	<b>1"</b>	5	12	6.0625	2.93	2.125

## FDC Type - Heavy Duty - Duel Hub - Deep - Malleable Iron



### Features

- Suitable for use in concrete
- Tapered threaded hubs-NPT
- Internal grounding screw
- Suitable for wet locations when used with FSBCM/FSBCS cover and FSDCG neoprene gasket
- Heavy duty, deep design

### Applications

- For use in areas where boxes are exposed to harsh locations
- Provides opening for making splices
- Serves as a pull box for conductors
- Allows connection for branch conduit runs

### Standard Material

- Malleable iron

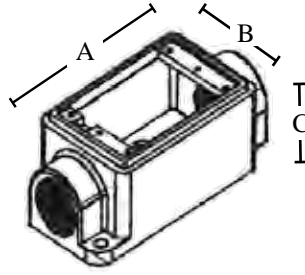
### Standard Finish

- Zinc plated

Catalog Number	UPC	Size	Ship Case	Weight/Case	A	B	C
<b>FSDD1M</b>	85205	<b>1/2"</b>	5	14	6.0625	3	2.875
<b>FSDD2M</b>	85206	<b>3/4"</b>	5	14	6.0625	3	2.875
<b>FSDD3M</b>	85207	<b>1"</b>	5	14	6.0625	3	2.875

# FS and FD Cast Device Boxes

## FSC Type - Heavy Duty - Duel Hub - Malleable Iron



### Features

- Suitable for use in concrete
- Tapered threaded hubs-NPT
- Internal grounding screw
- Suitable for wet locations when used with FSBCM/FSBCS cover and FSDCG neoprene gasket

### Applications

- For use in areas where boxes are exposed to harsh locations
- Provides opening for making splices
- Serves as a pull box for conductors
- Allows connection for branch conduit runs

### Standard Material

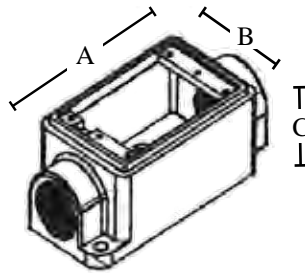
- Malleable iron

### Standard Finish

- Zinc plated

Catalog Number	UPC	Size	Ship Case	Weight/Case	A	B	C
<b>FSCS1M</b>	85202	<b>1/2"</b>	5	11	6.0625	2.93	2.125
<b>FSCS2M</b>	85203	<b>3/4"</b>	5	12	6.0625	2.93	2.125
<b>FSCS3M</b>	85204	<b>1"</b>	5	12	6.0625	2.93	2.125

## FDC Type - Heavy Duty - Duel Hub - Deep - Malleable Iron



### Features

- Suitable for use in concrete
- Tapered threaded hubs-NPT
- Internal grounding screw
- Suitable for wet locations when used with FSBCM/FSBCS cover and FSDCG neoprene gasket
- Heavy duty, deep design

### Applications

- For use in areas where boxes are exposed to harsh locations
- Provides opening for making splices
- Serves as a pull box for conductors
- Allows connection for branch conduit runs

### Standard Material

- Malleable iron

### Standard Finish

- Zinc plated

Catalog Number	UPC	Size	Ship Case	Weight/Case	A	B	C
<b>FSDD1M</b>	85205	<b>1/2"</b>	5	14	6.0625	3	2.875
<b>FSDD2M</b>	85206	<b>3/4"</b>	5	14	6.0625	3	2.875
<b>FSDD3M</b>	85207	<b>1"</b>	5	14	6.0625	3	2.875

## FS and FD Cast Device Box Covers

### Blank - Malleable Iron



Catalog Number	UPC	Ship Case	Weight/Case
<b>FSBCM</b>	17557	25	14

#### Features

- Each cover assembled with captive screws; FSBCS/FSBCM raintight if used with FSDCG

#### Applications

- For use with all Topaz FS and FD series boxes

#### Standard Material

- Malleable iron

#### Standard Finish

- Zinc plated

### Duplex - Malleable Iron



Catalog Number	UPC	Ship Case	Weight/Case
<b>FSDRM</b>	17559	25	14

#### Features

- Each cover assembled with captive screws; FSBCS/FSBCM raintight if used with FSDCG

#### Applications

- For use with all Topaz FS and FD series boxes

#### Standard Material

- Malleable iron

#### Standard Finish

- Zinc plated

### Guarded Square Switch - Malleable Iron



Catalog Number	UPC	Ship Case	Weight/Case
<b>FSGSM</b>	17558	25	16

#### Features

- Each cover assembled with captive screws; FSBCS/FSBCM raintight if used with FSDCG

#### Applications

- For use with all Topaz FS and FD series boxes

#### Standard Material

- Malleable iron

#### Standard Finish

- Zinc plated

## FS and FD Cast Device Box Gasket

### Neoprene Rubber



Catalog Number	UPC	Ship Case	Weight/Case
<b>FSFDCG</b>	17564	25	1

#### Features

- Rugged construction will withstand heavy usage while protecting boxes

#### Applications

- For use with all Topaz FS and FD series boxes

#### Standard Material

- Neoprene rubber



# FS and FD Cast Device Covers

## Blank - Steel



Catalog Number	UPC	Ship Case	Weight/Case
<b>FBCS</b>	17560	25	5

### Features

- Each cover assembled with captive screws; FSBCS/FSBCM raintight if used with FSDCG

### Applications

- For use with all Topaz FS and FD series boxes

### Standard Material

- Steel

## Duplex - Steel



Catalog Number	UPC	Ship Case	Weight/Case
<b>FSDRS</b>	17562	25	4

### Features

- Each cover assembled with captive screws; FSBCS/FSBCM raintight if used with FSDCG

### Applications

- For use with all Topaz FS and FD series boxes

### Standard Material

- Steel

## Unguarded Square Switch - Steel



Catalog Number	UPC	Ship Case	Weight/Case
<b>FSGSS</b>	17561	25	4

### Features

- Each cover assembled with captive screws; FSBCS/FSBCM raintight if used with FSDCG

### Applications

- For use with all Topaz FS and FD series boxes

### Standard Material

- Steel

## GFI - Steel



Catalog Number	UPC	Ship Case	Weight/Case
<b>FSGFIS</b>	17563	25	3

### Features

- Each cover assembled with captive screws; FSBCS/FSBCM raintight if used with FSDCG

### Applications

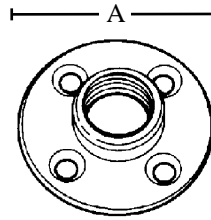
- For use with all Topaz FS and FD series boxes

### Standard Material

- Steel

# Rigid Floor Flange Plates

## Malleable Iron



Catalog Number	UPC	Size	Ship Case	Weight/Case	A
291	12420	1/2"	50	23	3.000
292	12430	3/4"	50	25	3.375
293	12440	1"	50	43	3.625
294	12450	1-1/4"	25	20	4.000
295	12460	1-1/2"	25	32	4.375
296	12470	2"	25	27	4.875

### Features

- Topaz floor flanges provide a solid means of support for 1/2" through 2" threaded pipes
- Ideal for hanging security cameras, smoke detectors, fire alarms signals/strobes and other low-voltage and electronic signaling devices from ceiling
- These floor flanges may also be used in a variety of other applications as required
- Four holes for mounting to a flat surface

### Applications

- Use to connect threaded Rigid or IMC conduits to flat surfaces
- The threaded hub allows pipes to be screwed in and securely fastened

### Standard Material

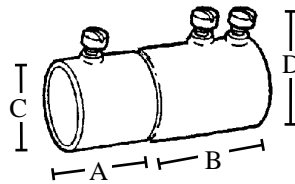
- Malleable iron

### Standard Finish

- Zinc plated

# Combination Couplings

## Set Screw Type - EMT to Rigid - Steel



### Features

- Ensures continued mechanical protection
- Concrete tight when taped

### Applications

- Indoor use only
- Use to join EMT conduit to rigid metal conduit

### Standard Material

- Steel

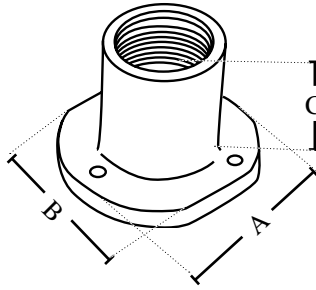
### Standard Finish

- Zinc plated

Catalog Number	UPC	Size	Unit Carton	Ship Case	Weight/Case	A	B	C	D	Screws
391S	70210	1/2" - 1/2"	25	250	33	.85	1.200	.720	.855	2
392S	70220	3/4" - 3/4"	10	100	25	1.00	1.310	.940	1.065	2
393S	70230	1" - 1"	10	100	33	1.270	1.530	1.170	1.320	3

# Concrete Slab Inserts

## For Threaded Rigid Conduit - Straight - Malleable Iron



### Features

- Multiple slots to ensure the connectors remain fastened to wood during the concrete pour
- Malleable iron construction creates solid grounding
- Smooth interior surface avoids snagging wires when they are pulled after the concrete pour

### Applications

- Connects Rigid conduit to wood forms being used to make walls, floors and ceilings in poured concrete structures
- The exposed threaded access point on these pipe inserts create a quick and easy means of continuing the conduit run in the finished concrete shell structure

### Standard Material

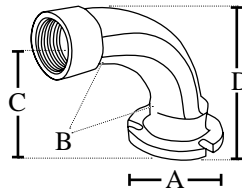
- Malleable iron

### Standard Finish

- Zinc plated

Catalog Number	UPC	Size	Ship Case	Weight/Case	A	B	C
1791	85040	1/2"	20	4	1.5	1.75	1.25
1792	85041	3/4"	20	4	2.75	2	1.75
1793	85042	1"	10	6	2.5	3.25	1.50

## 90°



### Features

- Multiple slots to ensure the connectors remain fastened to wood during the concrete pour
- Malleable iron construction creates solid grounding
- Smooth interior surface avoids snagging wires when they are pulled after the concrete pour

### Applications

- Connects Rigid conduit to wood forms being used to make walls, floors and ceilings in poured concrete structures
- The exposed threaded access point on these pipe inserts create a quick and easy means of continuing the conduit run in the finished concrete shell structure

### Standard Material

- Malleable iron

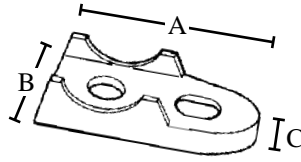
### Standard Finish

- Zinc plated

Catalog Number	UPC	Size	Ship Case	Weight/Case	A	B	C	D
1891	85043	1/2"	20	13	1.5	1.75	3.12	3.62
1892	85044	3/4"	20	16	2.75	2	3.06	3.68
1893	85045	1"	10	10	2.5	3.75	2.93	3.68

# EMT/Rigid Clamp Backs

## Malleable Iron



### Features

- Extensive size range for multiple specifications

### Applications

- Indoor or outdoor use
- Use to provide spacing between mounting surface and Rigid conduit

### Standard Material

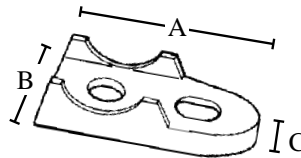
- Malleable iron

### Standard Finish

- Zinc plated

Catalog Number	UPC	Size	Unit Carton	Ship Case	Weight/Case	A	B	C
481	14510	1/2"	25	250	16	2.06	1.00	.50
482	14520	3/4"	25	250	22	2.38	1.06	.50
483	14530	1"	25	250	35	2.94	1.25	.56
484	14540	1-1/4"	10	100	21	3.50	1.88	.75
485	14550	1-1/2"	10	100	27	3.81	1.44	.81
486	14560	2"	5	50	22	4.75	1.94	1.00
487	14570	2-1/2"	---	25	14	5.75	2.44	.75
488	14580	3"	---	10	9	6.69	2.63	.88
489	14590	3-1/2"	---	10	14	7.13	2.88	1.06
489A	14600	4"	---	10	18	8.88	3.06	1.06
489B	14601	5"	---	10	25	10.13	3.75	.60
489C	14602	6"	---	10	30	12.19	4.00	.75

## Hot Dip Galvanized - Malleable Iron



Conforms to finish thickness ASTM A123/123M  
 UL 2239  
 RoHS  
 NEMA FB 1  
 Federal Spec. A-A-50553

### Features

- Hot dip galvanized for added durability and corrosion protection

### Applications

- For use in wet or dry locations in conjunction with malleable Rigid conduit straps to create space between conduit and mounting surface

### Standard Material

- Malleable iron

### Standard Finish

- Hot dip galvanized

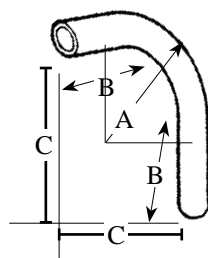
Catalog Number	UPC	Size	Unit Carton	Ship Case	Weight/Case	A	B	C
481HDG	86601	1/2"	25	250	15	2.06	1.01	.44
482HDG	86602	3/4"	25	250	23	2.44	1.20	.48
483HDG	86603	1"	25	250	35	2.92	1.31	.56
484HDG	86604	1-1/4"	10	100	21	3.41	1.49	.67
485HDG	86605	1-1/2"	10	100	27	3.78	1.52	.76
486HDG	86606	2"	5	50	22	4.73	1.92	.80
487HDG	86607	2-1/2"	---	25	14	5.48	2.42	.80
488HDG	86608	3"	---	10	9	6.66	2.63	.83
489HDG	86609	3-1/2"	---	12	10	7.12	2.87	1.03
489AHDG	86610	4"	---	18	21	8.43	3.12	1.09
489BHDG	86611	5"	---	10	21	10.78	3.68	1.30
489CHDG	86612	6"	---	10	29	12.68	3.96	1.89

# EMT Elbows

## 90° - Galvanized Steel



UL 797 and ANSI C80.3  
Federal Specification WW-C-563



### Features

- Low conductivity, high corrosion resistance
- Smooth defect free interior and exterior

### Applications


- For a secure connection to EMT conduit; bend enables directional changes in conduit

### Standard Material

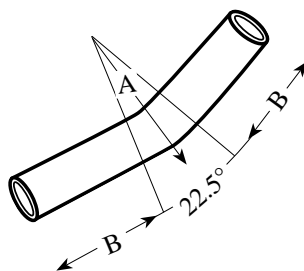
- Galvanized steel

Catalog Number	UPC	Size	Ship Case	Weight/Case	(A) Min. UL Radius	(B) Straight Leg Each End	(C) Offset
81	30420	1/2"	50	14	4.000	2.875	6.343
82	30430	3/4"	50	23	4.500	2.875	6.781
83	30440	1"	20	16	5.750	3.00	8.901
84	30450	1-1/4"	20	30	7.250	3.25	10.25
85	30460	1-1/2"	10	20	8.250	3.625	11.937
86	30470	2"	10	30	9.500	4.1875	14.031
87	30480	2-1/2"	1	6	10.500	5.25	16.00
88	30490	3"	1	9	13.000	5.8125	18.947
89	30500	3-1/2"	1	11	15.000	6.75	22.218
89A	30510	4"	1	15	16.000	6.9375	23.437

## 45° - Galvanized Steel



UL 797 and ANSI C80.3  
Federal Specification WW-C-563



### Features

- Low conductivity, high corrosion resistance
- Smooth defect free interior and exterior

### Applications

- For a secure connection to EMT conduit; bend enables directional changes in conduit

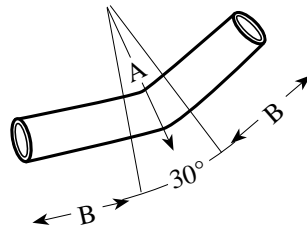
### Standard Material

- Galvanized steel

Catalog Number	UPC	Size	Ship Case	Weight/Case	(A) Min. UL Radius	(B) Straight Leg Each End
21	33400	1/2"	50	11	4.00	2.875
22	33410	3/4"	50	19	4.50	2.875
23	33420	1"	35	25	5.750	3.00
24	33430	1-1/4"	30	30	7.250	3.25
25	33440	1-1/2"	15	44	8.250	3.625
26	33450	2"	15	31	9.5	4.1875
27	33460	2-1/2"	1	5	10.5	5.25
28	33470	3"	1	7	13	5.8125
29	33480	3-1/2"	1	9	15	6.75
30	33490	4"	1	12	16	6.9375

# EMT Elbows

## 30° - Galvanized Steel



### Features

- Low conductivity, high corrosion resistance
- Smooth defect free interior and exterior

### Applications

- For a secure connection to EMT conduit; bend enables directional changes in conduit

### Standard Material

- Galvanized steel

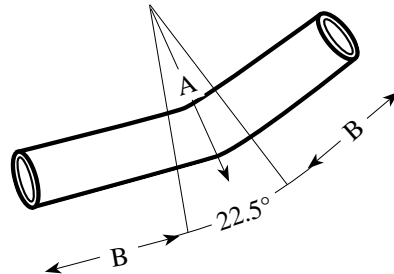
Catalog Number	UPC	Size	Ship Case	Weight/Case	(A) Min. UL Radius	(B) Straight Leg Each End
<b>8430</b>	83903	<b>1-1/4"</b>	30	19	7.25	2.781
<b>8530</b>	83893	<b>1-1/2"</b>	15	25	8.25	2.781
<b>8630</b>	83905	<b>2"</b>	10	20	9.5	2.781
<b>8730</b>	83906	<b>2-1/2"</b>	1	3	10.5	3
<b>8830</b>	83907	<b>3"</b>	1	5	13	3.125
<b>8930</b>	83908	<b>3-1/2"</b>	1	7	15	3.281
<b>89A30</b>	83909	<b>4"</b>	1	8	16	3.375



E197604

UL 797 and ANSI C80.3  
Federal Specification WW-C-563

## 22.5° - Galvanized Steel



### Features

- Low conductivity, high corrosion resistance
- Smooth defect free interior and exterior

### Applications

- For a secure connection to EMT conduit; bend enables directional changes in conduit

### Standard Material

- Galvanized steel

Catalog Number	UPC	Size	Ship Case	Weight/Case	(A) Min. UL Radius	(B) Straight Leg Each End
<b>8422</b>	83889	<b>1-1/4"</b>	30	17	7.25	2.781
<b>8522</b>	83890	<b>1-1/2"</b>	15	24	8.25	2.781
<b>8622</b>	83891	<b>2"</b>	10	18	9.5	2.781
<b>8722</b>	83892	<b>2-1/2"</b>	1	3	10.5	3
<b>8822</b>	83893	<b>3"</b>	1	5	13	3.125
<b>8922</b>	83994	<b>3-1/2"</b>	1	6	15	3.281
<b>89A22</b>	83995	<b>4"</b>	1	8	16	3.375

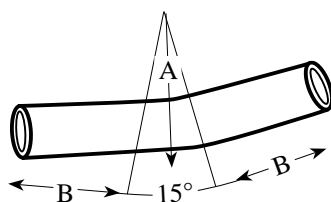



E197604

UL 797 and ANSI C80.3  
Federal Specification WW-C-563

# EMT Elbows

## 15° - Galvanized Steel



### Features

- Low conductivity, high corrosion resistance
- Smooth defect free interior and exterior

### Applications

- For a secure connection to EMT conduit; bend enables directional changes in conduit

### Standard Material

- Galvanized steel

Catalog Number	UPC	Size	Ship Case	Weight/Case	(A) Min. UL Radius	(B) Straight Leg Each End
<b>8415</b>	83896	<b>1-1/4"</b>	30	16	7.25	2.781
<b>8515</b>	83897	<b>1-1/2"</b>	15	22	8.25	2.781
<b>8615</b>	83898	<b>2"</b>	10	16	9.5	2.781
<b>8715</b>	83899	<b>2-1/2"</b>	1	3	10.5	3
<b>8815</b>	83815	<b>3"</b>	1	4	13	3.125
<b>8915</b>	83901	<b>3-1/2"</b>	1	6	15	3.281
<b>89A15</b>	83902	<b>4"</b>	1	7	16	3.375



**E197604**  
UL 797 and ANSI C80.3  
Federal Specification WW-C-563

# EMT Special Radius Elbow

## Galvanized Steel



### Features

- Low conductivity, high corrosion resistance
- Smooth defect free interior and exterior

### Applications

- For a secure connection to EMT conduit; bend enables directional changes in conduit
- 45° or 90° bends

### Standard Material

- Galvanized steel

Catalog Number	UPC	Size	Degrees	Unit Carton	Ship Case	Weight/Case
<b>2624</b>	86296	<b>2</b>	45	24	1	7
<b>2636</b>	86297	<b>2</b>	45	36	1	9
<b>8624</b>	85544	<b>2</b>	90	24	1	14
<b>8636</b>	81734	<b>2</b>	90	36	1	22
<b>8836</b>	30494	<b>3</b>	90	36	1	45
<b>8848</b>	86298	<b>3</b>	90	48	1	57
<b>8924</b>	85367	<b>3-1/2</b>	90	24	1	42
<b>8936</b>	86299	<b>3-1/2</b>	90	36	1	54
<b>8948</b>	86300	<b>3-1/2</b>	90	48	1	69
<b>3036</b>	81735	<b>4</b>	45	36	1	24
<b>3042</b>	86301	<b>4</b>	45	42	1	28
<b>3048</b>	86302	<b>4</b>	45	48	1	31
<b>89A36</b>	81736	<b>4</b>	90	36	1	64
<b>89A42</b>	85296	<b>4</b>	90	42	1	73
<b>89A48</b>	81983	<b>4</b>	90	48	1	81



**E197604**  
UL 797 and ANSI C80.3  
Federal Specification WW-C-563

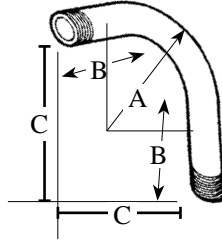


# Rigid Elbows

## 90° - Galvanized Steel



1/2"-4" meet UL 6 and ANSI C80.1  
Federal Specification WW-C-563



### Features

- Low conductivity, high corrosion resistance
- Smooth defect free interior and exterior

### Applications

- For a secure connection to Rigid conduit; bend enables directional changes in conduit

### Standard Material

- Galvanized steel

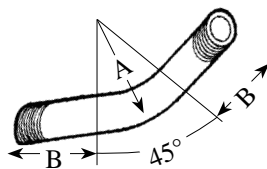
Catalog Number	UPC	Size	Ship Case	Weight/Case	(A) Min. UL Radius	(B) Straight Leg Each End	(C) Offset
<b>61</b>	31030	<b>1/2"</b>	50	40	4.00	2.875	6.343
<b>62</b>	31040	<b>3/4"</b>	50	54	4.50	2.875	6.781
<b>63</b>	31050	<b>1"</b>	20	40	5.750	3.00	8.901
<b>64</b>	31060	<b>1-1/4"</b>	20	60	7.250	3.25	10.25
<b>65</b>	31070	<b>1-1/2"</b>	10	42	8.250	3.625	11.937
<b>66</b>	31080	<b>2"</b>	10	68	9.50	4.1875	14.031
<b>67</b>	31090	<b>2-1/2"</b>	1	13	10.50	5.25	16.00
<b>68</b>	31100	<b>3"</b>	1	18	13.00	5.8125	18.947
<b>69</b>	31110	<b>3-1/2"</b>	1	26	15.00	6.75	22.218
<b>70</b>	31120	<b>4"</b>	1	33	16.00	6.9375	23.437
<b>70A</b>	31127	<b>5"</b>	1	45	24.00	11.125	36.156
<b>70B</b>	31128	<b>6"</b>	1	48	30.00	12.4375	41.460

# Rigid Elbows

## 45° - Galvanized Steel



1/2" to 4" meet UL 6 and ANSI C80.1  
Federal Specification WW-C-563



### Features

- Low conductivity, high corrosion resistance
- Smooth defect free interior and exterior

### Applications

- For a secure connection to Rigid conduit; bend enables directional changes in conduit

### Standard Material

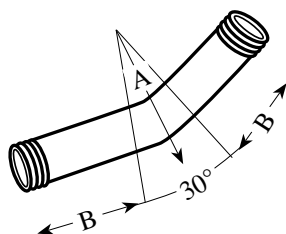
- Galvanized steel

Catalog Number	UPC	Size	Ship Case	Weight/Case	(A) Min. UL Radius	(B) Straight Leg Each End
11	33400	1/2"	50	26	4.00	2.875
12	33410	3/4"	50	38	4.50	2.875
13	33420	1"	35	45	5.750	3.00
14	33430	1-1/4"	30	60	7.250	3.25
15	33440	1-1/2"	15	45	8.250	3.625
16	33450	2"	15	68	9.5	4.1875
17	33460	2-1/2"	1	8	10.5	5.25
18	33470	3"	1	13	13.00	5.8125
19	33480	3-1/2"	1	16	15.00	6.75
20	33490	4"	1	22	16.00	6.9375
20A	86293	5"	1	45	24.00	8.125
20B	86294	6"	1	71	30.00	13.25

## 30° - Galvanized Steel



UL 797 and ANSI C80.3  
Federal Specification WW-C-563



### Features

- Low conductivity, high corrosion resistance
- Smooth defect free interior and exterior

### Applications

- For a secure connection to Rigid conduit; bend enables directional changes in conduit

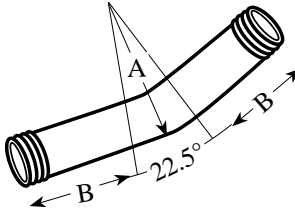
### Standard Material

- Galvanized steel

Catalog Number	UPC	Size	Ship Case	Weight/Case	(A) Min. UL Radius	(B) Straight Leg Each End
6430	83924	1-1/4"	20	40	7.25	2.781
6530	83825	1-1/2"	15	39	8.25	2.781
6630	83926	2"	10	42	9.5	2.781
6730	83927	2-1/2"	1	8	10.5	3
6830	83928	3"	1	12	13.00	3.125
6930	83929	3-1/2"	1	17	15.00	3.281
7030	83930	4"	1	20	16.00	3.375

# Rigid Elbows

## 22.5° - Galvanized Steel



UL 797 and ANSI C80.3  
Federal Specification WW-C-563

### Features

- Low conductivity, high corrosion resistance
- Smooth defect free interior and exterior

### Applications

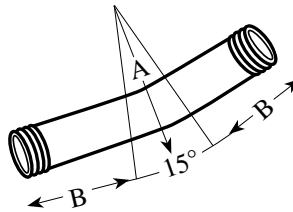
- For a secure connection to Rigid conduit; bend enables directional changes in conduit

### Standard Material

- Galvanized steel

Catalog Number	UPC	Size	Ship Case	Weight/Case	(A) Min. UL Radius	(B) Straight Leg Each End
6422	83910	1-1/4"	20	34	7.25	2.781
6522	83911	1-1/2"	15	36	8.25	2.781
6622	83912	2"	10	38	9.5	2.781
6722	83913	2-1/2"	1	8	10.5	3
6822	83914	3"	1	11	13	3.125
6922	83915	3-1/2"	1	14	15	3.281
7022	83916	4"	1	18	16	3.375

## 15° - Galvanized Steel



UL 797 and ANSI C80.3  
Federal Specification WW-C-563

### Features

- Low conductivity, high corrosion resistance
- Smooth defect free interior and exterior

### Applications

- For a secure connection to Rigid conduit; bend enables directional changes in conduit

### Standard Material

- Galvanized steel

Catalog Number	UPC	Size	Ship Case	Weight/Case	(A) Min. UL Radius	(B) Straight Leg Each End
6415	83917	1-1/4"	20	32	7.25	2.781
6515	83918	1-1/2"	15	34	8.25	2.781
6615	83919	2"	10	33	9.5	2.781
6715	83920	2-1/2"	1	7	10.5	3
6815	83921	3"	1	10	13	3.125
6915	83922	3-1/2"	1	13	15	3.281
7015	83923	4"	1	17	16	3.375

# Rigid Special Radius Elbow

## NPT Thread with End Cap on Each End - Galvanized Steel



Catalog Number	UPC	Size	Degrees	Ship Case	Weight/Case
<b>6624</b>	31082	<b>2</b>	<b>90</b>	1	17
<b>6630SR</b>	86364	<b>2</b>	<b>90</b>	1	20
<b>6636</b>	31084	<b>2</b>	<b>90</b>	1	22
<b>6642</b>	31085	<b>2</b>	<b>90</b>	1	25
<b>6648</b>	31086	<b>2</b>	<b>90</b>	1	29
<hr/>					
<b>6724</b>	31092	<b>2-1/2</b>	<b>90</b>	1	26
<b>6730SR</b>	86365	<b>2-1/2</b>	<b>90</b>	1	30
<b>6736</b>	31094	<b>2-1/2</b>	<b>90</b>	1	34
<b>6742</b>	31095	<b>2-1/2</b>	<b>90</b>	1	39
<b>6748</b>	31096	<b>2-1/2</b>	<b>90</b>	1	45
<hr/>					
<b>6824</b>	31102	<b>3</b>	<b>90</b>	1	33
<b>6830SR</b>	86321	<b>3</b>	<b>90</b>	1	38
<b>6836</b>	31104	<b>3</b>	<b>90</b>	1	43
<b>6842</b>	31105	<b>3</b>	<b>90</b>	1	54
<b>6848</b>	31106	<b>3</b>	<b>90</b>	1	60
<hr/>					
<b>6924</b>	31112	<b>3-1/2</b>	<b>90</b>	1	41
<b>6930SR</b>	70004	<b>3-1/2</b>	<b>90</b>	1	47
<b>6936</b>	31114	<b>3-1/2</b>	<b>90</b>	1	53
<b>6942</b>	31115	<b>3-1/2</b>	<b>90</b>	1	62
<b>6948</b>	31116	<b>3-1/2</b>	<b>90</b>	1	66
<hr/>					
<b>7018</b>	70005	<b>4</b>	<b>90</b>	1	40
<b>7024</b>	31122	<b>4</b>	<b>90</b>	1	47
<b>7030SR</b>	70006	<b>4</b>	<b>90</b>	1	54
<b>7036</b>	31124	<b>4</b>	<b>90</b>	1	72
<b>7042</b>	31125	<b>4</b>	<b>90</b>	1	72
<b>7048</b>	31126	<b>4</b>	<b>90</b>	1	81
<b>7060</b>	70007	<b>4</b>	<b>90</b>	1	88
<hr/>					
<b>70A36</b>	31129	<b>5</b>	<b>90</b>	1	83
<b>70A42</b>	86304	<b>5</b>	<b>90</b>	1	98
<b>70A48</b>	70008	<b>5</b>	<b>90</b>	1	108
<b>70A60</b>	70009	<b>5</b>	<b>90</b>	1	122
<hr/>					
<b>70B36</b>	82488	<b>6</b>	<b>90</b>	1	120
<b>70B42</b>	70010	<b>6</b>	<b>90</b>	1	135
<b>70B48</b>	70011	<b>6</b>	<b>90</b>	1	145
<b>70B60</b>	70012	<b>6</b>	<b>90</b>	1	165

### Features

- Low conductivity, high corrosion resistance
- Smooth defect free interior and exterior
- NPT thread with end cap on each end

### Applications

- For a secure connection to Rigid conduit; bend enables directional changes in conduit

### Standard Material

- Galvanized steel

# Conduit Nipples

## Galvanized Steel



1/2"-4" meet UL 6 and ANSI C80.1  
Federal Specification WW-C-563

### Features

- NPT thread
- High corrosion resistance

### Applications

- Use to extend a length of threaded Rigid or IMC conduit

### Standard Material

- Galvanized steel

Catalog Number	UPC	Conduit Size	Length Inches	Ship Case	Weight/100
6451	31130	1/2"	CLOSE	25	6
6451112	31140	1/2"	1-1/2	25	8
64512	31150	1/2"	2	25	12
6451212	31160	1/2"	2-1/2	25	15
64513	31170	1/2"	3	25	26
6451312	31180	1/2"	3-1/2	25	6
64514	31190	1/2"	4	25	26
64515	31200	1/2"	5	25	33
64516	31210	1/2"	6	25	40
64518	31220	1/2"	8	1	54
645110	31230	1/2"	10	1	68
645112	31240	1/2"	12	1	82
6452	31250	3/4"	CLOSE	25	9
6452112	31251	3/4"	1-1/2	25	10
64522	31260	3/4"	2	25	14
6452212	31270	3/4"	2-1/2	25	19
64523	31280	3/4"	3	25	26
6452312	31290	3/4"	3-1/2	25	28
64524	31300	3/4"	4	25	34
64525	31310	3/4"	5	25	43
64526	31320	3/4"	6	25	52
64528	31330	3/4"	8	1	73
645210	31340	3/4"	10	1	89
645212	31350	3/4"	12	1	109
6453	31360	1"	CLOSE	25	16
64532	31370	1"	2	25	22
6453212	31380	1"	2-1/2	25	28
64533	31390	1"	3	25	26
6453312	31400	1"	3-1/2	25	43
64534	31410	1"	4	25	49
64535	31420	1"	5	25	64
64536	31430	1"	6	25	20
64538	31440	1"	8	1	1
645310	31450	1"	10	1	1
645312	31460	1"	12	1	2

# Conduit Nipples

## Galvanized Steel

(continued)



Catalog Number	UPC	Conduit Size	Length Inches	Ship Case	Weight/100
6454	31470	1-1/4"	CLOSE	25	22
64542	31480	1-1/4"	2	25	28
6454212	31490	1-1/4"	2-1/2	25	37
64543	31500	1-1/4"	3	25	25
6454312	31510	1-1/4"	3-1/2	25	55
64544	31520	1-1/4"	4	25	66
64545	31530	1-1/4"	5	25	84
64546	31540	1-1/4"	6	25	25
64548	31550	1-1/4"	8	1	1
645410	31560	1-1/4"	10	1	2
645412	31570	1-1/4"	12	1	2
6455	31580	1-1/2"	CLOSE	25	28
64552	31590	1-1/2"	2	25	34
6455212	31600	1-1/2"	2-1/2	25	44
64553	31610	1-1/2"	3	25	25
6455312	31620	1-1/2"	3-1/2	25	68
64554	31630	1-1/2"	4	25	80
64555	31640	1-1/2"	5	25	103
64556	31650	1-1/2"	6	25	31
64558	31660	1-1/2"	8	1	2
645510	31670	1-1/2"	10	1	2
645512	31680	1-1/2"	12	1	3
6456	31690	2"	CLOSE	25	44
6456212	31700	2"	2-1/2	25	15
64563	31710	2"	3	25	25
6456312	31720	2"	3-1/2	40	88
64564	31730	2"	4	40	103
64565	31740	2"	5	40	132
64566	31750	2"	6	30	25
64568	31760	2"	8	1	2
645610	31770	2"	10	1	3
645612	31780	2"	12	1	3

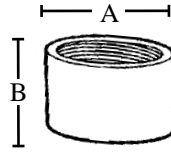
Catalog Number	UPC	Conduit Size	Length Inches	Ship Case	Weight/100
6457	31790	2-1/2"	CLOSE	1	84
64573	31800	2-1/2"	3	1	1
6457312	31810	2-1/2"	3-1/2	1	12
64574	31820	2-1/2"	4	1	150
64575	31830	2-1/2"	5	1	197
64576	31840	2-1/2"	6	1	3
64578	31850	2-1/2"	8	1	3
645710	31860	2-1/2"	10	1	4
645712	31870	2-1/2"	12	1	5
6458	31880	3"	CLOSE	1	1
64583	31890	3"	3	1	1
6458312	31900	3"	3-1/2	1	2
64584	31910	3"	4	1	2
64585	31920	3"	5	1	3
64586	31930	3"	6	1	3
64588	31940	3"	8	1	4
645810	31950	3"	10	1	5
645812	31960	3"	12	1	6
6459	31970	3-1/2"	CLOSE	1	2
64594	31980	3-1/2"	4	1	2
64595	31990	3-1/2"	5	1	3
64596	32000	3-1/2"	6	1	4
64598	32010	3-1/2"	8	1	5
645910	32020	3-1/2"	10	1	7
645912	32030	3-1/2"	12	1	8
6410	32040	4"	CLOSE	1	2
64104	32050	4"	4	1	3
64105	32060	4"	5	1	4
64106	32070	4"	6	1	4
64108	32080	4"	8	1	6
641010	32090	4"	10	1	8
641012	32100	4"	12	1	9

# Rigid Couplings

## Tubular Threaded Type - Galvanized Steel



1/2"-4" meet UL 6 and ANSI C80.1  
Federal Specification WW-C-563



### Features

- NPSM thread type

### Applications

- Indoor or outdoor use
- Use to join and ensure proper alignment of threaded Rigid or IMC conduit

### Standard Material

- Steel

### Standard Finish

- Zinc plated

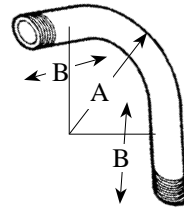
Catalog Number	UPC	Size	Threads Per Inch	Ship Case	Weight/Case	A	B
51	10130	1/2"	14	100	.12	1.63	1.563
52	87230	3/4"	14	50	.17	1.64	1.625
53	10150	1"	11-1/2	30	.29	1.97	2.000
54	10160	1-1/4"	11-1/2	25	.38	2.03	2.063
55	10170	1-1/2"	11-1/2	25	.53	2.06	2.063
56	10180	2"	11-1/2	20	.70	2.13	2.125
57	10190	2-1/2"	8	12	1.80	2.19	3.125
58	10200	3"	8	8	2.26	3.31	3.250
59	10210	3-1/2"	8	4	3.50	3.41	3.375
60	10220	4"	8	4	3.13	3.52	3.500
60A	10230	5"	8	2	4.75	3.95	3.750
60B	10240	6"	8	1	7.65	4.25	4.000

# Rigid Elbows

## 90° - Aluminum



UL listed, UL 6 and ANSI C80.5



### Features

- 90 degree elbows are available from 1/2" thru 4"
- Manufactured from 6063 aluminum alloy for lightweight and corrosion resistant protection
- NPT threads are protected with color coded threaded end caps

### Applications

- For use in harsh or clean environments such as waste-water treatment, food processing, oil refineries, paper mills, and power plants

### Standard Material

- 6063 aluminum alloy

Catalog Number	UPC	Size	Ship Case	Weight/Case	(A) Min. UL Radius	(B) Straight Leg Each End
61AL	87240	1/2"	50	10.7	4	1.69
62AL	87241	3/4"	50	17.7	4.50	2.17
63AL	87242	1"	20	11.5	5.750	2.36
64AL	87243	1-1/4"	20	18.9	7.250	2.76
65AL	87244	1-1/2"	10	13.2	8.250	3.15
66AL	87245	2"	10	21.4	9.50	3.54
67AL	87246	2-1/2"	1	3.6	10.50	4.72
68AL	87247	3"	1	5.8	13	5.31
69AL	87248	3-1/2"	1	8.4	15	6.1
70AL	87249	4"	1	10.2	16	6.5

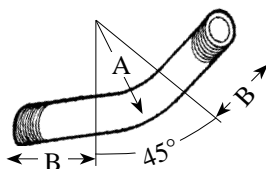


# Rigid Elbows

## 45° - Aluminum



UL listed, UL 6 and ANSI C80.5



### Features

- 45 degree elbows are available from 1/2" thru 4"
- Manufactured from 6063 aluminum alloy for lightweight and corrosion resistant protection
- NPT threads are protected with color coded threaded end caps

### Applications

- For use in harsh or clean environments such as waste-water treatment, food processing, oil refineries, paper mills, and power plants

### Standard Material

- 6063 aluminum alloy

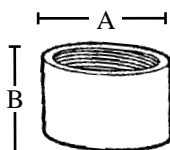
Catalog Number	UPC	Pipe Size	Ship Case	Weight/Case	(A) Min. UL Radius	(B) Straight Leg Each End
11AL	87250	1/2"	50	12.2	4.00	1.89
12AL	87251	3/4"	50	17.7	4.50	2.13
13AL	87252	1"	35	20.1	5.750	2.28
14AL	87253	1-1/4"	30	28.4	7.250	2.76
15AL	87254	1-1/2"	15	19.8	8.250	3.27
16AL	87255	2"	15	32.1	9.5	3.94
17AL	87256	2-1/2"	1	3.6	10.5	4.53
18AL	87257	3"	1	5.8	13	5.91
19AL	87258	3-1/2"	1	8.4	15	7.09
20AL	87259	4"	1	10.2	16	7.87

# Rigid Couplings

## Tubular Threaded Type - Aluminum



UL listed UL 6 and ANSI C80.5



### Features

- Rigid aluminum couplings are available from 1/2" thru 4"
- Manufactured from 6063 aluminum alloy for lightweight and corrosion resistant protection
- NPSM threads

### Applications

- For use with aluminum rigid conduit or elbows in a harsh or clean environment, such as waste-water treatment, food processing, oil refineries, paper mills, and power plants

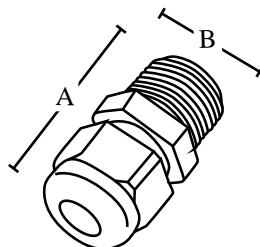
### Standard Material

- 6063 aluminum alloy

Catalog Number	UPC	Size	Threads Per Inch	Ship Case	Weight/Case	A	B
51AL	87230	1/2"	14	100	6.0	1.08	1.67
52AL	87231	3/4"	14	50	4.5	1.33	1.69
53AL	87232	1"	11-1/2	30	3.6	1.56	1.97
54AL	87233	1-1/4"	11-1/2	25	4.7	1.95	2.07
55AL	87234	1-1/2"	11-1/2	25	5.8	2.22	2.11
56AL	87235	2"	11-1/2	20	7.0	2.75	2.14
57AL	87236	2-1/2"	8	12	7.2	3.28	3.24
58AL	87237	3"	8	8	6.7	3.97	3.31
59AL	87238	3-1/2"	8	4	3.9	4.44	3.41
60AL	87239	4"	8	4	5.3	5	3.54

# Liquidtight Cord Grips

## NPT Hubs - 6/6 Nylon



### Features

- Liquidtight at up to 70 P.S.I. water pressure
- Acme threads on body prevent skipping and speed installation
- Multiple sizes for cable diameters
- Suitable for NEMA type 6 enclosures
- IP68 Rating
- Locknuts sold separately

### Applications

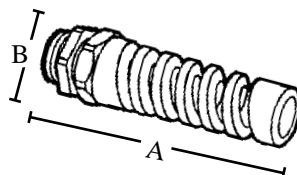
- Indoor or outdoor use
- Prevents cable pullout and controls arc of bend

### Standard Material

- 6/6 nylon

Catalog Number	UPC	Size	Cable Diameter Min. Max.	Unit Carton	Ship Case	Weight/ Case	A	B
<b>LTF38</b>	30110	<b>3/8"</b>	.18 - .31	25	100	2	1.49	.75
<b>RLTF38</b>	30120	<b>3/8"</b>	.069 - .187	25	100	2	1.49	.75
<b>LTF12</b>	30130	<b>1/2"</b>	.17 - .450	25	100	3	1.53	.93
<b>LTF34</b>	30150	<b>3/4"</b>	.45 - .709	10	100	5	1.97	1.30
<b>RLTF34</b>	30160	<b>3/4"</b>	.250 - .485	10	100	5	1.97	1.30
<b>LTF1</b>	30170	<b>1"</b>	.59 - 1.00	10	100	6	2.42	1.65

# Flex NPT Hubs - 6/6 Nylon



### Features

- Prevents sharp bends and extends cable life
- Liquidtight at up to 70 P.S.I. water pressure
- Acme threads on body prevent skipping and speed installation
- Multiple sizes for cable diameters
- Suitable for NEMA type 6 enclosures
- IP68 Rating
- Locknuts sold separately

### Applications

- Indoor or outdoor use
- Prevents cable pullout and controls arc of bend

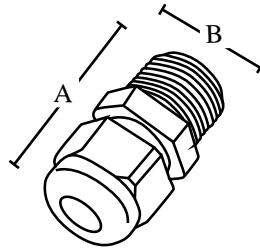
### Standard Material

- 6/6 nylon

Catalog Number	UPC	Size	Cable Diameter Min. Max.	Unit Carton	Ship Case	Weight/ Case	A	B
<b>FLEXLTF38</b>	30300	<b>3/8"</b>	.19 - .31	25	100	2	3.09	.87
<b>FLEXRLTF38</b>	30310	<b>3/8"</b>	.08 - .23	25	100	2	3.09	.87
<b>FLEXLTF12</b>	30320	<b>1/2"</b>	.27 - .48	25	100	3	4.03	.93
<b>FLEXRLTF12</b>	30330	<b>1/2"</b>	.20 - .35	25	100	3	4.03	.93
<b>FLEXLTF34</b>	30340	<b>3/4"</b>	.55 - .70	10	100	11	5.09	1.31
<b>FLEXRLTF34</b>	30350	<b>3/4"</b>	.36 - .63	10	100	11	5.09	1.31

# Liquidtight Cord Grips

## PG Hubs - 6/6 Nylon



### Features

- PG threads
- Liquidtight at up to 70 P.S.I. water pressure
- Acme threads on body prevent skipping and speed installation
- Multiple sizes for cable diameters
- Suitable for NEMA type 6 enclosures
- IP68 Rating

### Applications

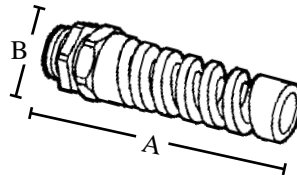
- Indoor or outdoor use
- Prevents cable pullout and controls arc of bend

### Standard Material

- 6/6 nylon

Catalog Number	UPC	Size	Cable Diameter Min. Max.	Unit Carton	Ship Case	Weight/ Case	A	B
LTF7	30230	PG7	.114 - .25	25	100	1	1.17	.59
LTF9	30240	PG9	.181 - .312	25	100	2	1.30	.75
LTF11	30250	PG11	.23 - .395	25	100	3	1.46	.86
LTF13	30260	PG13	.17 - .45	25	100	3	1.41	.95
RLTF16	30270	PG16	.23 - .53	10	100	4	1.66	1.05
LTF21	30280	PG21	.45 - .705	10	100	6	1.87	1.30
LTF29	30290	PG29	.59 - .99	10	100	6	2.23	1.66

# Flex PG Hubs - 6/6 Nylon



### Features

- PG threads
- Prevents sharp bends and extends cable life
- Liquidtight at up to 70 P.S.I. water pressure
- Acme threads on body prevent skipping and speed installation
- Multiple sizes for cable diameters
- Suitable for NEMA type 6 enclosures
- IP68 Rating
- Locknuts sold separately

### Applications

- Indoor or outdoor use
- Prevents cable pullout and controls arc of bend

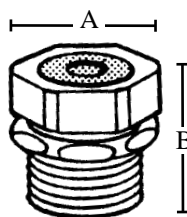
### Standard Material

- 6/6 nylon

Catalog Number	UPC	Size	Cable Diameter Min. Max.	Unit Carton	Ship Case	Weight/ Case	A	B
FLEXLTF7	30360	PG7	.09 - .26	25	100	2	2.46	.59
FLEXRLTF9	30370	PG9	.20 - .30	25	100	2	2.80	.75
FLEXLTF11	30380	PG11	.23 - .39	25	100	4	3.40	.87
FLEXRLTF13	30390	PG13	.27 - .48	25	100	5	3.89	.95
FLEXLTF16	30400	PG16	.43 - .55	10	100	10	4.36	1.07
FLEXRLTF21	30410	PG21	.55 - .70	10	100	11	4.95	1.30

# Flexible Cord Connectors

## Strain Relief - Zinc Die Cast



### Features

- Provides excellent strain relief for indoor and outdoor use
- Prevents cable pullout
- Provides tight seal against elemental damage

### Applications

- Indoor and outdoor use

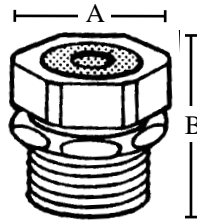
### Standard Material

- Zinc die cast

Catalog Number	UPC	Size	Cable Range	Unit Carton	Ship Case	Weight/Case	Range			
							A	B	Min.	Max.
<b>881</b>	18880	<b>1/2"</b>	.190 - .260	25	250	43	.96	1.30	.190	.260
<b>881A</b>	18890	<b>1/2"</b>	.260 - .375	25	250	43	.96	1.30	.260	.375
<b>881B</b>	18900	<b>1/2"</b>	.375 - .500	25	250	43	.96	1.30	.375	.500
<b>882</b>	18910	<b>3/4"</b>	.375 - .500	25	250	65	1.20	1.32	.440	.500
<b>882A</b>	18920	<b>3/4"</b>	.500 - .625	25	250	65	1.20	1.32	.500	.625
<b>882B</b>	18930	<b>3/4"</b>	.625 - .750	25	250	65	1.20	1.32	.625	.725
<b>883</b>	18939	<b>1"</b>	.375 - .500	10	100	34	1.51	1.58	.375	.500
<b>883A</b>	18940	<b>1"</b>	.500 - .625	10	100	34	1.51	1.58	.500	.625
<b>883B</b>	18950	<b>1"</b>	.625 - .750	10	100	34	1.51	1.58	.625	.750
<b>883C</b>	18960	<b>1"</b>	.750 - .880	10	100	34	1.51	1.58	.750	.880
<b>883D</b>	18970	<b>1"</b>	.880 - .985	10	100	34	1.51	1.58	.875	.985

# Flexible Cord Connectors

## Strain Relief - Steel



### Features

- Grommets enhance sealing for additional protection
- Provides excellent strain relief
- For indoor and outdoor use
- Prevents cable pullout

### Applications

- Provides tight seal against elemental damage

### Standard Material

- Steel

### Standard Finish

- Zinc plated

Catalog Number	UPC	Size	Cable Range	Unit Carton	Ship Case	Weight/Case	A	B	Grommet Color
<b>50A250</b>	10080	<b>1/2"</b>	.15" - .25"	---	25	3	.975	1.937	Red
<b>50A350</b>	10090	<b>1/2"</b>	.25" - .35"	---	25	3	.975	1.937	White
<b>50A450</b>	10100	<b>1/2"</b>	.35" - .45"	---	25	3	.975	1.937	Blue
<b>50A560</b>	10110	<b>1/2"</b>	.45" - .56"	---	25	3	.975	1.937	Green
<b>50A650</b>	10120	<b>1/2"</b>	.55" - .65"	---	25	3	.975	1.937	Brown
<b>75A250</b>	10250	<b>3/4"</b>	.15" - .25"	---	25	3	1.220	1.937	Red
<b>75A350</b>	10260	<b>3/4"</b>	.25" - .35"	---	25	3	1.220	1.937	White
<b>75A450</b>	10270	<b>3/4"</b>	.35" - .45"	---	25	3	1.220	1.937	Blue
<b>75A560</b>	10280	<b>3/4"</b>	.45" - .55"	---	25	3	1.220	1.937	Green
<b>75A650</b>	10290	<b>3/4"</b>	.55" - .65"	---	25	3	1.220	1.937	Brown
<b>75B750</b>	10300	<b>3/4"</b>	.65" - .75"	---	25	3	1.220	1.562	Yellow
<b>75B850</b>	10310	<b>3/4"</b>	.75" - .85"	---	25	3	1.220	1.562	Purple
<b>100B560</b>	10450	<b>1"</b>	.45" - .56"	10	100	28	1.50	1.75	Green
<b>100B650</b>	10460	<b>1"</b>	.55" - .65"	10	100	28	1.50	1.75	Brown
<b>100B750</b>	10470	<b>1"</b>	.65" - .75"	10	100	28	1.50	1.75	Yellow
<b>100B850</b>	10480	<b>1"</b>	.75" - .85"	10	100	28	1.50	1.75	Purple
<b>100C950</b>	10490	<b>1"</b>	.85" - .95"	10	100	28	1.50	1.875	Gray
<b>100C1050</b>	10500	<b>1"</b>	.95" - 1.05"	10	100	28	1.50	1.875	Black

Larger sizes available  
See specifications on next page

# Flexible Cord Connectors

## Strain Relief - Steel

### Cable Chart for Flexible Cord Connectors

Catalog Number	Size	Cable Range Min. Max.	For types SO, ST, & STO	For Types SJ, STO, SJT SJO, SVO, and bus drop for VNTC type tray cable	For VNTC type tray cable
<b>50A250</b>	<b>1/2"</b>	.150 .250		18-2,3 SVO	
<b>50A350</b>	<b>1/2"</b>	.250 .350		18-2,3 SJT 18-2,3,4 SJO 16-2,3 SJO	18-3,4 & 5 16-3 & 4 14-3
<b>50A450</b>	<b>1/2"</b>	.350 .450	18-2,3,4 16-2,3,4	16-4 SJO 14-2,3,4 SJO 12-2 SJO 14-3 Bus Drop	18-6 to 18-11 16-5 to 16-8 14-4 to 14-7 12-3 & 4 also Composite Cables 3 # 16 & 4 # 14
<b>50A560</b>	<b>1/2"</b>	.450 .560	18-5,6,7 16-5,6 14-2,3	12-3 SJO 12-3 & 10-3 Bus Drop	18-10 to 18-16 16-9 to 16-12 14-8 to 14-9 12-5 & 12-7 10-3 to 10-4 also Composite Cables 3 # 12 & 4 # 14 3 # 10 & 4 # 14
<b>50A650</b>	<b>1/2"</b>	.550 .650	18-8,10 16-7,8 14-4 12-2,3 10-2		18-17 to 18-23 16-13 to 16-19 14-10 to 14-14 12-8 & 9 10-5 to 10-7 8-2 to 8-4 also Composite Cables 3 # 8 & 4 # 14 3 # 10 & 4 # 12
<b>75A250</b>	<b>3/4"</b>	.150 .250		18-2,3 SVO	
<b>75A350</b>	<b>3/4"</b>	.250 .350		18-2,3 SJT 18-2,3,4 SJO 16-2,3 SJO	18-3,4 & 5 16-3,4 14-3
<b>75A450</b>	<b>3/4"</b>	.350 .450	18-2,3,4 16-2,3,4	16-4 SJO 14-2,3,4 SJO 12-2 SJO 14-3 Bus Drop	18-6 to 18-11 16-5 to 16-8 14-4 to 14-7 12-3 & 4 also Composite Cables 3 # 16 & 4 # 14
<b>75A560</b>	<b>3/4"</b>	.450 .560	18-5,6,7 16-5,6 14-2,3	12-3 SJO 12-3 & 10-3 Bus Drop	18-10 to 18-16 16-9 to 16-12 14-8 to 14-9 12-5 to 12-7 10-3 to 10-4 also Composite Cables 3 # 12 & 4 # 14 3 # 10 & 4 # 14
<b>75A650</b>	<b>3/4"</b>	.550 .650	18-8,10 16-7,8 14-4 12-2,3 10-2		18-17 to 18-23 16-13 to 16-19 14-10 to 14-14 12-8 & 9 10-5 to 10-7 8-2 to 8-4 also Composite Cables 3 # 8 & 4 # 14 3 # 10 & 4 # 12
<b>75B750</b>	<b>3/4"</b>	.650 .750	18-12,14 16-10,12 14-5,6,7 12-4,5 10-3,4 8-2	8-3 Bus Drop	18-24 to 18-37 16-20 to 16-27 14-15 to 14-21 12-5 to 12-7 10-3 to 10-4 also Composite Cables 3 # 6 & 4 # 14 3 # 8 & 4 # 12
<b>75B850</b>	<b>3/4"</b>	.750 .850	18-16,18,20 16-14,16,18 14-8 12-6,7,8 10-5 8-3,4 6-2	6-3 Bus Drop	16-28 to 16-33 14-22 to 14-26 12-15 to 12-19 10-10 to 10-11 6-4 4-2 also Composite Cables 3 # 6 & 4 12 3 # 6 & 6 # 14 3 # 6 & 6 # 12
<b>100B560</b>	<b>1"</b>	.450 .560	18-5,6,7 16-5,6 14-2,3	12-3 SJO 12-3 & 10-3 Bus Drop	18-10 to 18-16 16-9 to 16-12 14-8 to 14-9 12-5 to 12-7 10-3 to 10-4 also Composite Cables 3 # 12 & 4 # 14 3 # 10 & 4 # 14
<b>100B650</b>	<b>1"</b>	.550 .650	18-8,10 16-7, 8 14-4 12-2,3 10-2		18-17 to 18-23 16-13 to 16-19 14-10 to 14-14 12-8,9 10-5 to 10-7 8-2 to 8-4 also Composite Cables 3 # 8 & 4 # 14 3 # 10 & 4 # 12
<b>100B750</b>	<b>1"</b>	.650 .750	18-2,14 16-10,12 14-5,6,7 12-4,5 10-3,4 8-2	8-3 Bus Drop	18-24 to 18-37 16-20 to 16-27 14-15 to 14-21 12-10 to 12-14 10-8 to 10-9 6-3 also Composite Cables 3 # 6 & 4 # 14 3 # 8 & 4 # 12
<b>100B850</b>	<b>1"</b>	.750 .850	18-16,18,20 16-14,16,18 14-8 12-6,7,8 10-5 8-3,4 6-2	6-3 Bus Drop	16-28 to 16-33 14-22 to 14-26 12-15 to 12-19 10-10 to 10-11 6-4 to 4-2 also Composite Cables 3 # 6 & 4 # 12 3 # 6 & 6 # 14 3 # 6 & 6 # 12
<b>100C950</b>	<b>1"</b>	.850 .950	18-22,24,26 16-20,22,24 14-10,12 10-6,7,8 6-3,4	4-3 Bus Drop	16-34 to 16-37 14-27 to 14-33 12-20 to 12-23 10-12 4-3 also Composite Cables 3 # 4 & 4 # 14 3 # 4 & 4 # 12
<b>100C1050</b>	<b>1"</b>	.950 1.050	18-30 16-26 14-14,16 12-10 4-3		14-34 to 14-37 12-24 to 12-30 4-4 2-2 2-3 also Composite Cables 3 # 2 & 4 # 14 3 # 2 & 4 # 12 3 # 2 & 6 # 14

# Knockout Bushings

## 6/6 Nylon



Catalog Number	UPC	Inside Diameter	KO Size	Unit Carton	Ship Case	Weight/Case
SB8756	32620	3/8"	1/2"	100	1000	4
SB8757	32630	7/16"	1/2"	100	1000	4
SB8758	32640	1/2"	1/2"	100	1000	4
SB8759	32650	9/16"	1/2"	100	1000	4
SB87510	32660	5/8"	1/2"	100	1000	4
SB87511	32670	11/16"	1/2"	100	1000	4
SB109313	32690	13/16"	3/4"	100	1000	6
SB109314	32700	7/8"	3/4"	100	1000	6
SB109315	32710	15/16"	3/4"	100	1000	6
SB137514	32760	7/8"	1"	100	1000	8
SB137516	32770	1"	1"	100	1000	8
SB175022	32810	1-3/8"	1 1/4"	50	500	6
SB200026	32820	1-5/8"	1 1/2"	50	500	7
SB2.531	32840	1-31/32"	2"	10	100	4
SB3.039	32850	2-15/32"	2 1/2"	10	100	4
SB3.547	32860	2-15/16"	3"	10	100	4
SB4.055	32870	3-7/16"	3 1/2"	10	100	4

### Features

- Suitable for use with electrical knockouts

### Applications

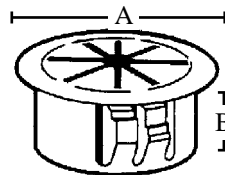
- For use in mounting panels up to 1/4" thick, convert raw edged holes to smooth, neat, insulated holes
- Insulate and mechanically protect electrical and telecommunications cables, tubing, hose, rope and utility lines
- Locking fingers snap into holes with fingertip pressure; capable of withstanding a push back force of greater than 35 pounds

### Standard Material

- 6/6 nylon

# Universal Bushings

## Black - 6/6 Nylon



### Features

- .125 maximum thickness
- Flexible shutters accommodate a variety of shapes
- Easy snap in installation

### Applications

- Absorbs vibration to better cushion cables and tubing with limited internal clearance

### Standard Material

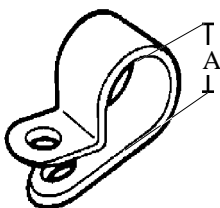
- 6/6 Nylon

Catalog Number	UPC	Mounting Hole Diameter	KO	Unit Carton	Ship Case	Weight/Case	A	B	Max. Inside Diameter
UB625	30620	0.625	---	100	1000	4	.719	.406	.437
UB750	30630	0.750	---	100	1000	4	.859	.391	.500
UB812	30640	0.812	---	100	1000	4	.859	.391	.500
UB875	30650	0.875	1/2"	100	1000	4	.938	.453	.562
UB1000	30660	1.000	---	100	1000	5	1.063	.453	.750
UB1093	30670	1.093	3/4"	100	1000	5	1.156	.453	.812
UB1375	30680	1.375	1"	100	1000	5	1.438	.453	1.000



# Heavy Duty Cable Clamps

## White - 6/6 Nylon



### Features

- 1/2" wide; .08 thick; accommodates #8 screw
- Resists corrosion from salt water, weak acids, gasoline, alcohol, oil, grease and common solvents

### Applications

- For clamping cable or tubing securely into place

### Standard Material

- 6/6 nylon

Catalog Number	UPC	Size	Unit Carton	Ship Case	Weight/Case	A (inches)	B (mm)
<b>CCH18W</b>	32900	<b>1/8"</b>	100	1000	2	.125	3.2
<b>CCH316W</b>	32910	<b>3/16"</b>	100	1000	2	.187	4.7
<b>CCH14W</b>	32920	<b>1/4"</b>	100	1000	2	.250	6.4
<b>CCH516W</b>	32930	<b>5/16"</b>	100	1000	2	.312	7.9
<b>CCH38W</b>	32940	<b>3/8"</b>	100	1000	3	.375	9.5
<b>CCH716W</b>	32950	<b>7/16"</b>	100	1000	3	.437	11.1
<b>CCH12W</b>	32960	<b>1/2"</b>	100	1000	3	.500	12.7
<b>CCH916W</b>	32970	<b>9/16"</b>	100	1000	3	.562	14.3
<b>CCH58W</b>	32980	<b>5/8"</b>	100	1000	3	.625	15.9
<b>CCH1116W</b>	32990	<b>11/16"</b>	100	1000	3	.687	17.4
<b>CCH34W</b>	33000	<b>3/4"</b>	100	1000	4	.750	19.1
<b>CCH1316W</b>	33010	<b>13/16"</b>	50	500	3	.812	20.6
<b>CCH78W</b>	33020	<b>7/8"</b>	50	500	3	.875	22.2
<b>CCH1W</b>	33030	<b>1"</b>	50	500	3	1.000	25.4
<b>CCH118W</b>	33040	<b>1-1/8"</b>	50	500	3	1.125	28.6
<b>CCH1916W</b>	33050	<b>1-3/16"</b>	50	500	3	1.187	30.1
<b>CCH114W</b>	33060	<b>1-1/4"</b>	50	500	4	1.250	31.8
<b>CCH138W</b>	33070	<b>1-3/8"</b>	50	500	4	1.375	34.9
<b>CCH112W</b>	33080	<b>1-1/2"</b>	50	500	4	1.500	38.1

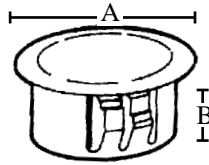
## Black - 6/6 Nylon



Catalog Number	UPC	Size	Unit Carton	Ship Case	Weight/Case	A (inches)	B (mm)
<b>CCH18B</b>	30690	<b>1/8"</b>	100	1000	2	.125	3.2
<b>CCH316B</b>	30700	<b>3/16"</b>	100	1000	2	.187	4.7
<b>CCH14B</b>	30710	<b>1/4"</b>	100	1000	2	.250	6.4
<b>CCH516B</b>	30720	<b>5/16"</b>	100	1000	2	.312	7.9
<b>CCH38B</b>	30730	<b>3/8"</b>	100	1000	3	.375	9.5
<b>CCH716B</b>	30740	<b>7/16"</b>	100	1000	3	.437	11.1
<b>CCH12B</b>	30750	<b>1/2"</b>	100	1000	3	.500	12.7
<b>CCH916B</b>	30760	<b>9/16"</b>	100	1000	3	.562	14.3
<b>CCH58B</b>	30770	<b>5/8"</b>	100	1000	3	.625	15.9
<b>CCH1116B</b>	30780	<b>11/16"</b>	100	1000	3	.687	17.4
<b>CCH34B</b>	30790	<b>3/4"</b>	100	1000	4	.750	19.1
<b>CCH1316B</b>	30800	<b>13/16"</b>	50	500	3	.812	20.6
<b>CCH78B</b>	30810	<b>7/8"</b>	50	500	3	.875	22.2
<b>CCH1B</b>	30820	<b>1"</b>	50	500	3	1.000	25.4
<b>CCH118B</b>	30830	<b>1-1/8"</b>	50	500	3	1.125	28.6
<b>CCH1916B</b>	30840	<b>1-3/16"</b>	50	500	3	1.187	30.1
<b>CCH114B</b>	30850	<b>1-1/4"</b>	50	500	4	1.250	31.8
<b>CCH138B</b>	30860	<b>1-3/8"</b>	50	500	4	1.375	34.9
<b>CCH112B</b>	30870	<b>1-1/2"</b>	50	500	4	1.500	38.1

# Knockout Seals

## Gray - 6/6 Nylon



### Features

- Corrosion resistant non-metallic construction
- Safer and more cost efficient than steel snap in blanks

### Applications

- Prevents shocks from metal blanks in a plastic box or enclosure

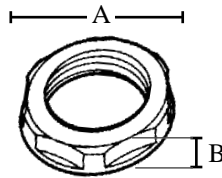
### Standard Material

- 6/6 Nylon

Catalog Number	UPC	Size	Unit Carton	Ship Case	Weight/Case	A	B
<b>PK050</b>	30890	1/2"	100	1000	5	1.016	.453
<b>PK051</b>	30900	3/4"	100	1000	6	1.219	.453
<b>PK052</b>	30910	1"	100	1000	9	1.500	.453
<b>PK053</b>	30920	1-1/4"	50	500	7	1.906	.453
<b>PK054</b>	30930	1-1/2"	50	500	8	2.141	.453
<b>PK055</b>	30940	2"	10	100	11	2.750	.750

# NPT Locknuts

## Black - 6/6 Nylon



### Features

- NPT threads for tight seal
- Available in black

### Applications

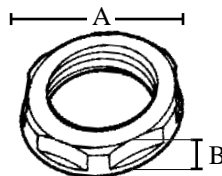
- For use in dry locations on threaded Rigid /IMC conduit to secure conduit to box or enclosure

### Standard Material

- 6/6 Nylon

Catalog Number	UPC	Size	Unit Carton	Ship Case	Weight/Case	A	B
<b>NLN38B</b>	30950	3/8"	100	1000	5	1.078	.266
<b>NLN12B</b>	30970	1/2"	100	1000	5	1.078	.266
<b>NLN34B</b>	30990	3/4"	50	500	3	1.313	.266
<b>NLN1B</b>	31010	1"	50	200	3	1.625	.266

# Gray - 6/6 Nylon



### Features

- NPT threads for tight seal
- Available in gray

### Applications

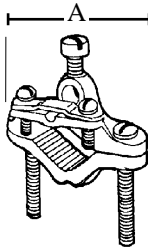
- For use in dry locations on threaded Rigid /IMC conduit to secure conduit to box or enclosure

### Standard Material

- 6/6 Nylon

Catalog Number	UPC	Size	Unit Carton	Ship Case	Weight/Case	A	B
<b>NLN38G</b>	30960	3/8"	100	1000	5	1.078	.266
<b>NLN12G</b>	30980	1/2"	100	1000	5	1.078	.266
<b>NLN34G</b>	31000	3/4"	50	500	3	1.313	.266
<b>NLN1G</b>	31020	1"	50	200	3	1.625	.266

# Ground Clamps for Armored Wire Standard - Bronze



### Features

- Fits #8, 6, or 4 bare armored ground wire copper
- Integral clamp securely holds armor

### Applications

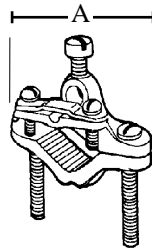
- Use to connect bare or armored copper wire to galvanized steel water pipe or copper tubing

### Standard Material

- Bronze
- Screws - zinc plated steel

Catalog Number	UPC	Size	Wire Range	Copper Rod Range	Hardware	Unit Carton	Ship Case	Weight/Case	A
<b>630B</b>	16240	<b>1/2" - 1"</b>	#8 - #4	1/2" - 1"	Zinc plated steel	10	100	20	2.30
<b>630</b>	16250	<b>1-1/4" - 2"</b>	#8 - #4	---	Zinc plated steel	5	50	30	3.60

# For Direct Burial - Bronze



### Features

- Fits #8, 6, or 4 bare armored ground wire copper
- Integral clamp securely holds armor

### Applications

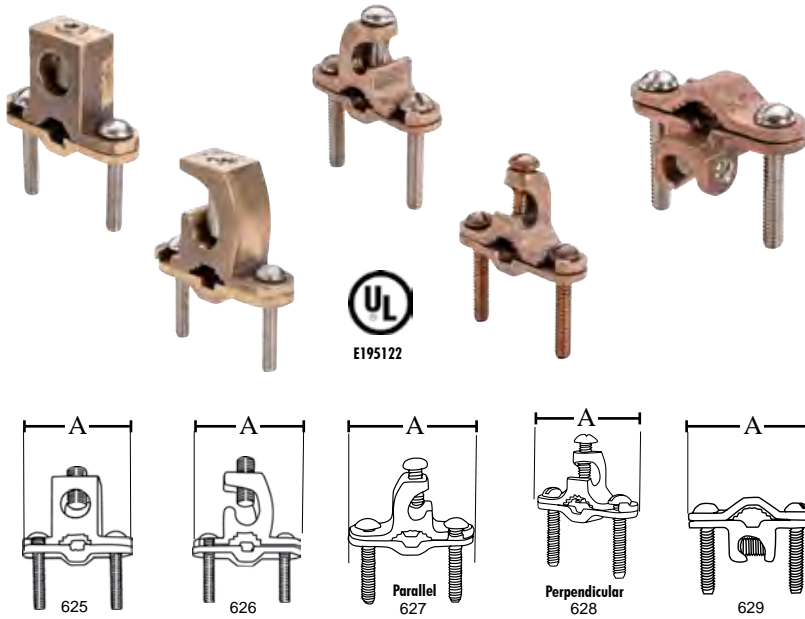
- Use to connect bare or armored copper wire to galvanized steel water pipe or copper tubing

### Standard Material

- Bronze
- Screws - bronze

Catalog Number	UPC	Size	Wire Range	Copper Rod Range	Hardware	Unit Carton	Ship Case	Weight/Case	A
<b>630DB</b>	16260	<b>1/2" - 1"</b>	#8 - #4	1/2" - 1"	Bronze	10	100	20	2.30

# Combination Ground Clamps for Bare Wire Lay-In Lug Style - Bronze



### Features

- 625, 626 and 629 - Fits 8 STR to 4/0 STR AWG copper
- 627 and 628 - Fits 10 SOL to 2 STR AWG copper
- Lay in style lug for fast and easy installation of ground wires
- Excellent corrosion protection and ground path continuity

### Applications

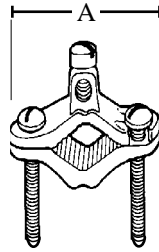
- Use to ground bare copper wire to water pipes or rebar
- Approved for direct burial in earth and concrete
- 3/8 To 1" rebar 1/2" To 1" water pipe, copperwater pipe and ground rod

### Standard Material

- Bronze

Catalog Number	UPC	Size	Wire Range	Rebar Range	Hardware	Unit Carton	Ship Case	Weight/Case	A
<b>625</b>	81968	<b>1/2" - 1"</b>	#10 - #2	3/8" - 1"	Stainless Steel	10	100	30	2.36
<b>626</b>	81969	<b>1/2" - 1"</b>	#10 - #2	3/8" - 1"	Stainless Steel	10	100	30	2.28
<b>627</b>	83694	<b>1/2" - 1"</b>	#10 - #2	3/8" - 1"	Brass	10	100	23	2.28
<b>628</b>	85208	<b>1/2" - 1"</b>	#10 - #2	3/8" - 1"	Brass	10	100	23	2.28
<b>629</b>	85209	<b>1/2" - 1"</b>	#10 - #2	3/8" - 1"	Stainless Steel	10	100	21	2.28

# Ground Clamps for Bare Wire Standard - Bronze



### Features

- Fits #10, 8, 6, 4 and 2 AWG copper
- Excellent corrosion protection and ground path continuity
- Rotational movement of clamps permit fast removal when required

### Applications

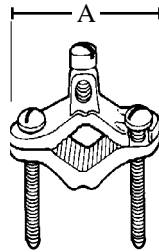
- Use to ground bare copper wire to galvanized steel water pipes or copper tubing
- Approved for direct burial in earth and concrete

### Standard Material

- Bronze

Catalog Number	UPC	Size	Wire Range	Rebar Range	Hardware	Unit Carton	Ship Case	Weight/Case	A
626A	16050	1/2" - 1"	#10 - #2	5/8" - 3/4"	Zinc plated steel	10	100	19	2.43
626BS	16060	1/2" - 1"	#10 - #2	5/8" - 3/4"	Brass	10	100	20	2.43
626B	16070	1-1/4" - 2"	#10 - #2	---	Zinc plated steel	5	50	19	3.60
626C	16080	2-1/2" - 4"	#10 - #2	---	Zinc plated steel	---	10	10	6.35
626D	16082	5" - 6"	#10 - #2	---	Zinc plated steel	---	10	15	8.50

## Zinc Die Cast



### Features

- Fits 10, 8, 6, 4 and 2 STR AWG copper
- Rotational movement of clamps permit fast removal when required

### Applications

- Use to ground bare copper wire to galvanized steel water pipes or copper tubing
- Zinc construction for use with copper and aluminum
- 3/8 - 1" rebar 1/2" - 1" water pipe, copperwater pipe and ground rod

### Standard Material

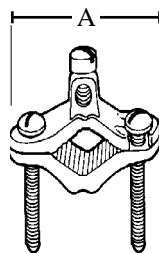
- Zinc de cast

Catalog Number	UPC	Size	Wire Range	Rebar Range	Hardware	Unit Carton	Ship Case	Weight/Case	A
620Z*	16100	1/2" - 1"	#10 - #2	#8 - #2	Zinc plated steel	25	250	43	2.22
620BP**	16110	1/2" - 1"	#10 - #2	#8 - #2	Zinc plated steel	25	250	43	2.22

\* For copper and aluminum wire

\*\* Non UL

## For Direct Burial - Bronze



### Features

- Fits 10, 8, 6, 4 and 2 STR AWG copper
- Excellent corrosion protection and ground path continuity
- Rotational movement of clamps permit fast removal when required

### Applications

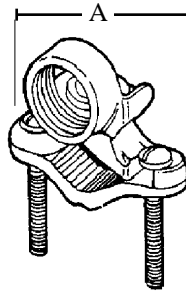
- Use as a direct burial water pipe ground clamp

### Standard Material

- Bronze

Catalog Number	UPC	Size	Wire Range	Rebar Range	Hardware	Unit Carton	Ship Case	Weight/Case	A
620DB	16090	1/2" - 1"	#10 - #2	1/2" - 1"	Bronze	10	100	20	2.28

# Ground Clamps for Rigid Conduit With Conduit Hubs



### Features

- Assembled with threaded hub for use on Rigid conduit pipe
- Corrosion resistant bronze construction

### Applications

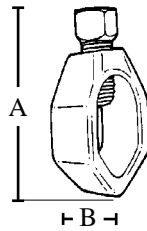
- Use to ground copper or aluminum wires to water pipes, ground rods, rebar or other structural members, ensuring a positive grounding connection to earth

### Standard Material

- Bronze
- Screws - zinc plated

Catalog Number	UPC	Size	Wire Range	Conduit Size	Hardware	Unit Carton	Ship Case	Weight/Case	A
<b>621</b>	16120	<b>1/2" - 1"</b>	#8 - #4	1/2"	Zinc plated	10	100	26	2.250
<b>622</b>	16130	<b>1-1/4" - 2"</b>	#8 - #4	1/2"	Zinc plated	5	50	35	3.600
<b>623</b>	16140	<b>2-1/2" - 4"</b>	#8 - #4	1/2"	Zinc plated	---	10	15	6.340
<b>624</b>	16150	<b>5" - 6"</b>	#8 - #4	1/2"	Zinc plated	---	10	20	8.500
<b>621A</b>	16160	<b>1/2" - 1"</b>	#8 - #4	3/4"	Zinc plated	5	50	20	2.250
<b>622A</b>	16170	<b>1-1/4" - 2"</b>	#8 - #4	3/4"	Zinc plated	5	50	37	3.600
<b>623A</b>	16180	<b>2-1/2" - 4"</b>	#8 - #4	3/4"	Zinc plated	---	10	12	6.340
<b>624A</b>	16190	<b>5" - 6"</b>	#8 - #4	3/4"	Zinc plated	---	10	21	8.500
<b>621B</b>	16200	<b>1/2" - 1"</b>	#8 - #4	1"	Zinc plated	---	10	9	2.250
<b>622B</b>	16210	<b>1-1/4" - 2"</b>	#8 - #4	1"	Zinc plated	---	10	10	3.600
<b>623B</b>	16620	<b>2-1/2" - 4"</b>	#8 - #4	1"	Zinc plated	---	10	21	6.340
<b>624B</b>	16230	<b>5" - 6"</b>	#8 - #4	1"	Zinc plated	---	10	28	8.500

# Ground Rod Clamps For Direct Burial - Bronze



### Features

- Approved for direct burial in ground and concrete
- Corrosion resistant bronze construction

### Applications

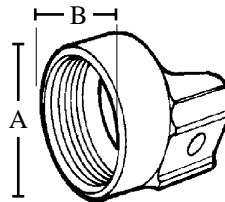
- Securely connects a grounding conductor to a drive

### Standard Material

- Bronze with stainless steel screw

Catalog Number	UPC	Size	Ship Case	Weight/Case	Dimensions		Wire Size	
					A	B	Min.	Max.
411	13820	1/2"	100	9	1.22	.75	10 SOL	2 STR
412	13830	5/8"	100	18	1.41	.90	10 SOL	2 STR
413	13840	3/4"	50	12	1.47	1.00	10 SOL	2 STR

# Grounding Hubs



### Features

- Corrosion resistant bronze construction assures proper ground continuity

### Applications

- Use with grounding pipe clamps to connect Rigid conduit to water pipes for grounding

### Standard Material

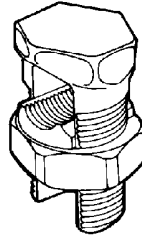
- Bronze

Catalog Number	UPC	Size	Ship Case	Weight/Case	Dimensions	
					A	B
31	10050	1/2"	25	3	1.15	1.07
32	10060	3/4"	25	5	1.30	1.28
33	10070	1"	25	6	1.56	1.50



# Split Bolt Connectors

## Solderless - For Copper & Copperweld Wire - Copper Alloy



### Features

- Features copper pressure bar and hex style head
- Highly resistant to corrosion and cracking
- Provides high contact pressure between conductors
- UL 467 suitable for direct burial

### Applications

- For copper to copper connections including copperweld wire

### Standard Material

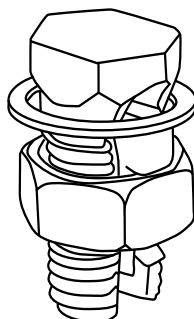
- Copper alloy

Catalog Number	UPC	Wire Size	Ship Case	Weight/Case	Maximum Run to Minimum Tap	
<b>690</b>	17250	<b>#10</b>	100	2	16 STR	10 STR
<b>691</b>	17260	<b>#8</b>	100	3	8 STR 8 SOL	16 STR 16 SOL
<b>692</b>	17270	<b>#6</b>	100	5	6 SOL	16 SOL
<b>693</b>	17280	<b>#6</b>	100	6	6 STR 6 SOL	14 STR 14 SOL
<b>694</b>	17290	<b>#4</b>	50	8	4 STR 4 SOL	14 STR 14 SOL
<b>695</b>	17300	<b>#2</b>	50	11	2 STR 2 SOL	14 STR 14 SOL
<b>696</b>	17310	<b>1/0</b>	50	8	1/0 STR 1/0 SOL	14 STR 14 SOL
<b>697</b>	17320	<b>2/0</b>	25	7	2/0 STR 2/0 SOL	14 STR 14 SOL
<b>698</b>	17330	<b>3/0</b>	25	8	3/0 STR 3/0 SOL	8 STR 8 SOL
<b>699</b>	17340	<b>4/0-250 MCM</b>	5	10	250 STR	8 STR
<b>700</b>	17350	<b>350 MCM</b>	6	5	350 STR	1/0 STR
<b>701</b>	17360	<b>500 MCM</b>	6	5	500 STR	2/0 STR
<b>702</b>	17370	<b>750 MCM</b>	3	5	350 MCM	750 MCM
<b>703</b>	17380	<b>1000 MCM</b>	4	10	500 MCM	1000 MCM

# Split Bolt Connectors With Spacer Bar - for Copper to Copper - Copper Alloy



E155861



### Features

- Electro tin-plated, high strength copper alloy with spacer
- Spacer separates dissimilar conductors and provides long contact length that prevents high pressure point contacts between run and tap conductors

### Applications

- For copper to copper, copper to aluminum, aluminum to aluminum
- Usable with aluminum connector, however not UL listed for that application

### Standard Material

- Copper alloy

### Standard Finish

- Electro-tin plated


Catalog Number	UPC	Wire Size	Ship Case	Weight/Case	Maximum Run to Minimum Tap Run	Tap
For Copper to Copper (1,2)						
<b>790</b>	18020	<b>#10</b>	100	4	16 STR	10 STR
<b>791</b>	18030	<b>#8</b>	100	4	8 STR 8 SOL	16 STR 16 SOL
For Copper to Copper, Copper to Aluminum, Aluminum to Aluminum (2)						
<b>792</b>	18040	<b>#6</b>	100	7	6 STR 6 SOL	10 STR 10 SOL
<b>793</b>	18050	<b>#4</b>	100	8	6 STR 6 SOL	10 STR 10 SOL
<b>794</b>	18060	<b>#3</b>	100	11	4 STR 4 SOL	10 STR 10 SOL
<b>795</b>	18070	<b>#2</b>	50	15	2 STR 2 SOL	14 STR 14 SOL
For Copper to Copper (1,2)						
<b>796</b>	18080	<b>1/0</b>	50	10	1/0 STR 1/0 SOL	10 STR 10 SOL
<b>797</b>	18090	<b>2/0</b>	25	5	2/0 STR 2/0 SOL	8 STR 8 SOL
<b>798</b>	18100	<b>3/0</b>	5	15	3/0 STR 3/0 SOL	8 STR 8 SOL
<b>799</b>	18110	<b>4/0-250 MCM</b>	5	15	250 STR	8 STR
<b>800</b>	18120	<b>350 MCM</b>	12	5	350 STR	1/0 STR
<b>801</b>	18130	<b>500 MCM</b>	6	7	500 STR	2/0 STR
<b>802</b>	18140	<b>750 MCM</b>	4	7	250 MCM	750 MCM
<b>803</b>	18150	<b>1000 MCM</b>	2	6	350 MCM	1000 MCM

(1) Usable with aluminum conductor, however not UL listed for that application

(2) When making connections with aluminum or ACSR (Aluminum conductor steel reinforced) make certain to use an oxide inhibiting compound such as antiox featured on page 11-20

# Bonding Bridge

## Zinc Die Cast or Bronze



### Features

- Meets 2008 NEC article 250.94
- Stainless steel hardware
- Lay in style lug for easy installations
- Mounts directly to grounding electrode conductor
- Robust one-piece extruded aluminum construction
- Zinc is tin plated for maximum conductivity
- Includes weather resistant polycarbonate snap on cover
- Available in zinc and bronze

### Applications

- Used to bond all utility conductors to a single location in residential and small commercial facilities as required by Article 250.94 of the 2008 NEC guide

### Conductive Range

- 6-2 AWG grounding electrode conductor
- 14-4 AWG bonding conductors

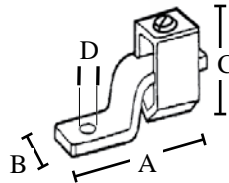
### Standard Material

- Zinc die cast - 813
- Bronze - 813B
- Polycarbonate cover

Catalog Number	UPC	Material	Unit Carton	Ship Case	Weight/Case	Conductor Range
<b>813</b>	17544	<b>Zinc</b>	1	10	6	6-2 AWG Grounding electrode conductor 14-4 AWG Bonding conductors
<b>813B</b>	87204	<b>Bronze</b>	1	10	5	6-2 AWG Grounding electrode conductor 14-4 AWG Bonding conductors

# Solderless Lugs

## Single Hole - Offset Tang - Copper



### Features

- Unique pressure bar provides solid grip between conductor and terminal
- Hole for offset tang mounting

### Applications

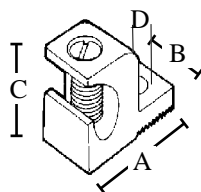
- Terminates an electrical conductor to facilitate mechanical connection

### Standard Material

- Copper
- Steel screw

Catalog Number	UPC	Amp Rating	Recommended Torque in Lbs.	Bolt Size	Ship Case	Weight/Case	Wire Range Min. - Max.	A	B	C	D
<b>820</b>	18270	25	20	<b>1/8"</b>	250	3	#14-#10	1.00	.3125	.6875	.125
<b>821</b>	18280	35-50	45	<b>3/16"</b>	250	6	#14-#6	1.1875	.375	.75	.1875
<b>822</b>	18290	70	50	<b>1/4"</b>	200	6	#14-#4	1.3125	.50	.8125	.25
<b>823</b>	18300	70-90	50	<b>1/4"</b>	200	9	#12-#2	1.5313	.50	1.00	.25
<b>824</b>	18310	125	50	<b>1/4"</b>	100	11	#8-1/0	1.9688	.625	1.375	.25
<b>825</b>	18320	175	124	<b>3/8"</b>	25	3	#4-3/0	2.1875	.75	1.5625	.375
<b>826</b>	18330	225	204	<b>5/16"</b>	25	6	#6-4/0	2.625	1.00	2.00	.3125
<b>827</b>	18340	300	325	<b>3/8"</b>	20	10	1/0- 350 MCM	3.1875	1.00	2.625	.375
<b>828</b>	18350	400	375	<b>3/8"</b>	10	7	4/0-500 MCM	4.25	1.50	2.75	.375
<b>829</b>	18360	650	500	<b>1/2"</b>	4	7	600 MCM-100 MCM	4.625	2.00	3.6875	.50

# Solderless Lugs Lay-In Type



### Features

- 90° C temperature rating
- Single hole assembly
- Provides positive grounding points in load centers or other enclosures

### Applications

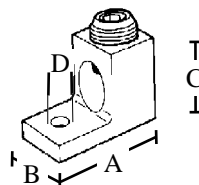
- For use with copper or aluminum conductor
- Terminates an electrical conductor to facilitate mechanical connection

### Standard Material

- Aluminum
- Steel screw

Catalog Number	UPC	Recommended Torque in Lbs.	Bolt Size	Ship Case	Weight/Case	Wire Range Min. - Max.	A	B	C	D
<b>810</b>	18210	35	<b>1/4"</b>	250	2	#14-#4	1.0981	.3906	.75	.193
<b>811</b>	18220	50	<b>1/4"</b>	100	6	#8-1/0	1.50	1.6099	1.4375	.25
<b>812</b>	18230	275	<b>5/16"</b>	50	7	6-250 MCM	2.2031	2.2031	1.7031	.3125

# Single



### Features

- 90° C temperature rating
- Single hole assembly
- Up to 600 lbs. torque
- High strength aluminum alloy provides low contact resistance

### Applications

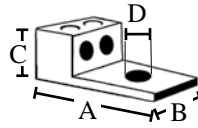
- For use with copper or aluminum conductor
- Terminates an electrical conductor to facilitate mechanical connection

### Standard Material

- Aluminum
- Steel screw

Catalog Number	UPC	Recommended Torque in Lbs.	Bolt Size	Unit Carton	Ship Case	Weight/Case	Wire Range Min. - Max.	A	B	C	D
<b>805</b>	18160	35	<b>1/4"</b>	---	100	2	#14-#6	1.0625	.50	.50	.25
<b>806</b>	18170	50	<b>1/4"</b>	---	100	2	#14-#2	1.1563	.50	.5625	.25
<b>807</b>	18180	180	<b>1/4"</b>	---	50	6	#14-1/0	1.4088	.625	.8125	.25
<b>808</b>	18190	120	<b>1/4"</b>	---	50	5	#14-2/0	1.4688	.625	.8125	.25
<b>809</b>	18200	325	<b>5/16"</b>	---	25	3	#6-4/0	2.00	.9375	1.0625	.3125
<b>1810</b>	18269	325	<b>5/16"</b>	10	100	25	#6-300 MCM	2.00	.8275	1.0625	.3125
<b>817</b>	18201	325	<b>5/16"</b>	---	25	3	#6-350 MCM	2.25	1.125	1.25	.3125
<b>818</b>	18202	375	<b>5/16"</b>	---	10	2	#4-500 MCM	2.75	1.125	1.50	.375
<b>1818</b>	18271	500	<b>3/8"</b>	5	50	35	#9-600 MCM	2.75	1.375	1.50	.375
<b>819</b>	18203	500	<b>3/8"</b>	---	5	2	350 MCM-800 MCM	3.50	1.50	1.75	.50
<b>1820</b>	18272	600	<b>5/8"</b>	6	60	46	500 MCM-1000 MCM	3.50	1.50	1.25	.50

# Solderless Lugs Double



### Features

- Two conductor design
- Fast and easy installation
- 90° C temperature rating

### Applications

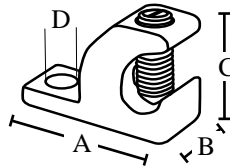
- For use with copper or aluminum conductor
- Terminates an electrical conductor to facilitate mechanical connection

### Standard Material

- Aluminum
- Steel screw

Catalog Number	UPC	Recommended Torque in Lbs.	Unit Carton	Ship Case	Weight/ Case	Wire Range Min. - Max.	A	B	C	D
<b>2807</b>	81830	50	10	100	23	#14 - 1/0	1.50	1.1875	.8125	.25
<b>2808</b>	81831	50	10	100	24	#14 - 2/0	1.50	1.1875	.8125	.25
<b>2809</b>	81832	275	10	100	26	#6 - 250 MCM	2.5625	1.625	1.1875	.375
<b>2817</b>	81833	275	4	40	20	#6 - 350 MCM	2.875	2.9375	1.25	.50
<b>2818</b>	81834	375	4	40	19	#2 - 600 MCM	3.125	2.375	1.5625	.50
<b>2819</b>	81835	375	2	20	14	300 MCM - 800 MCM	3.50	2.8125	1.6875	.625
<b>2820</b>	81836	375	2	20	15	500 MCM - 1000 MCM	3.50	2.8125	1.6875	.625

# Solar Lay-In Lugs



### Features

- Specifically designed for solar panels
- Manufactured from high strength pure electrolytic copper for superior conductivity
- Open face design allows for fast lay-in of the conductor, eliminating the need for cutting or breaking
- Suitable for direct burial/outdoor use
- Excellent corrosion resistance

### Applications

- UL 467 listed for direct burial in earth or concrete
- Corrosion resistant
- 4 AWG STR through 14 AWG STR/SOL
- Commonly used for solar panel grounding

### Standard Material

- Body - Copper
- Hardware - Stainless steel screw

### Standard Finish

- Tin plated

Catalog Number	UPC	Wire Range Min. - Max.	Bolt Size	Unit Carton	Ship Case	Weight/ Case	A	B	C	D
<b>810DB</b>	86347	<b>#14 - #4</b>	<b>1/4" - 20</b>	100	1000	56	1.125	.375	.875	.1875

# Compression Lug Splices

## Long Barrel

### Features

- Seamless, high conductivity copper tubing, suitable for heavy duty applications
- Tin-plated to provide corrosion resistance
- Color coded

### Applications

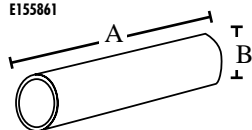
- Suitable for use at voltages up to 35 KV provided connector is properly taped
- 5 KV is the maximum voltage in all bare splice applications

### Standard Material

- Copper

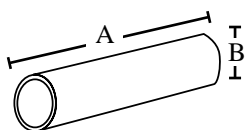
### Standard Finish

- Tin plated



Catalog Number	UPC	Wire Size	Color Code	Unit Carton	Ship Case	Weight/Case	A	B
<b>3101</b>	41080	<b>#8</b>	Red	100	1000	32	1.75	.20
<b>3102</b>	41081	<b>#6</b>	Blue	100	1000	32	1.75	.20
<b>3103</b>	41082	<b>#4</b>	Gray	100	1000	32	1.75	.25
<b>3105</b>	41084	<b>#2</b>	Brown	50	500	32	1.90	.31
<b>3106</b>	41085	<b>1/0</b>	Pink	25	250	18	2.20	.39
<b>3107</b>	41086	<b>2/0</b>	Black	25	250	18	2.25	.44
<b>3108</b>	41087	<b>3/0</b>	Orange	25	250	18	2.25	.49
<b>3109</b>	41088	<b>4/0</b>	Purple	25	250	10	2.75	.55
<b>3109A</b>	41089	<b>250 MCM</b>	Yellow	10	100	10	3.25	.59
<b>3109B</b>	41090	<b>300 MCM</b>	White	10	100	10	3.50	.66
<b>3110</b>	41091	<b>350 MCM</b>	Red	10	100	12	3.75	.70
<b>3110A</b>	41092	<b>400 MCM</b>	Blue	10	100	12	3.75	.76
<b>3111</b>	41093	<b>500 MCM</b>	Brown	5	50	12	4.25	.83
<b>3111A</b>	81810	<b>600 MCM</b>	Green	5	50	14	4.50	.93
<b>3112</b>	81811	<b>750 MCM</b>	Black	5	50	14	4.75	1.03

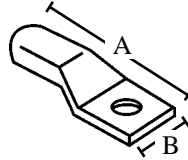
## Short Barrel



Catalog Number	UPC	Wire Size	Color Code	Unit Carton	Ship Case	Weight/Case	A	B
<b>3301</b>	81599	<b>#8</b>	Red	100	1000	11	.90	.17
<b>3302</b>	81600	<b>#6</b>	Blue	100	1000	12	1.00	.20
<b>3303</b>	81601	<b>#4</b>	Gray	100	1000	14	1.00	.25
<b>3305</b>	81602	<b>#2</b>	Brown	100	1000	19	1.25	.31
<b>3305A</b>	81603	<b>#1</b>	Green	50	500	33	1.60	.39
<b>3306</b>	81604	<b>1/0</b>	Pink	50	500	39	1.75	.44
<b>3307</b>	81605	<b>2/0</b>	Black	50	500	39	1.75	.49
<b>3308</b>	81606	<b>3/0</b>	Orange	50	500	37	1.90	.55
<b>3309</b>	81607	<b>4/0</b>	Purple	25	250	26	2.00	.59
<b>3309A</b>	81608	<b>250 MCM</b>	Yellow	25	250	27	2.10	.66
<b>3310</b>	81609	<b>350 MCM</b>	Red	20	200	27	2.10	.70
<b>3310A</b>	81610	<b>400 MCM</b>	Blue	10	100	20	2.30	.76
<b>3311</b>	81611	<b>500 MCM</b>	Brown	10	100	21	2.50	.83
<b>3311A</b>	81612	<b>600 MCM</b>	Green	5	50	17	2.50	.93
<b>3312</b>	81613	<b>750 MCM</b>	Black	5	50	22	3.21	1.03

# Compression Lugs

## One Hole - Short Barrel



### Features

- Ideal for direct burial in earth or concrete and grounding applications
- Produced from high conductivity copper tubing and suitable for heavy duty applications
- Tin-plated to provide corrosion resistance
- Color coded

### Applications

- Listed for 35 KV maximum when properly installed

### Standard Material

- Copper

### Standard Finish

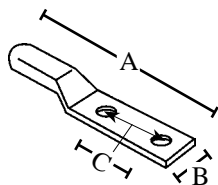
- Tin plated

Catalog Number	UPC	Wire Size	Color Code	Bolt Size	Unit Carton	Ship Case	Weight/Case	A	B
<b>2901</b>	81614	<b>#8</b>	Red	<b>10</b>	100	1000	14	1.20	.42
<b>2901A</b>	81615	<b>#8</b>	Red	<b>1/4"</b>	100	1000	13	1.20	.42
<b>2902</b>	81616	<b>#6</b>	Blue	<b>1/4"</b>	100	1000	17	1.50	.42
<b>2902A</b>	81617	<b>#6</b>	Blue	<b>5/16"</b>	100	1000	18	1.50	.42
<b>2903</b>	81618	<b>#4</b>	Gray	<b>1/4"</b>	100	1000	20	1.50	.71
<b>2903A</b>	81619	<b>#4</b>	Gray	<b>5/16"</b>	100	1000	18	1.50	.71
<b>2903B</b>	81620	<b>#4</b>	Gray	<b>3/8"</b>	100	1000	19	1.50	.71
<b>2905</b>	81621	<b>#2</b>	Brown	<b>3/8"</b>	100	1000	24	1.80	.83
<b>2905A</b>	81622	<b>#1</b>	Green	<b>3/8"</b>	100	1000	31	1.83	.67
<b>2906</b>	81623	<b>1/0</b>	Pink	<b>3/8"</b>	50	500	24	1.83	.74
<b>2907</b>	81624	<b>2/0</b>	Black	<b>3/8"</b>	50	500	34	2.24	.81
<b>2907A</b>	81625	<b>2/0</b>	Black	<b>1/2"</b>	50	500	27	2.24	.81
<b>2908</b>	81626	<b>3/0</b>	Orange	<b>3/8"</b>	25	250	33	2.36	.90
<b>2909</b>	81627	<b>4/0</b>	Purple	<b>1/2"</b>	25	250	27	2.36	1.00
<b>2909A</b>	81804	<b>250 MCM</b>	Yellow	<b>1/2"</b>	25	250	27	2.48	1.09
<b>2909B</b>	81805	<b>300 MCM</b>	White	<b>1/2"</b>	25	250	27	2.49	1.19
<b>2910</b>	81628	<b>350 MCM</b>	Red	<b>1/2"</b>	20	200	36	2.61	1.28
<b>2910A</b>	81629	<b>400 MCM</b>	Blue	<b>1/2"</b>	10	100	26	3.95	1.39
<b>2911</b>	81606	<b>500 MCM</b>	Brown	<b>5/8"</b>	10	100	26	3.28	1.54
<b>2911A</b>	81807	<b>600 MCM</b>	Green	<b>5/8"</b>	5	50	26	3.50	1.72
<b>2912</b>	81630	<b>750 MCM</b>	Black	<b>5/8"</b>	5	50	26	4.37	1.90



# Compression Lugs

## Two Hole - Short Barrel



### Features

- Produced from high conductivity copper tubing and suitable for heavy duty applications
- Tin-plated to provide corrosion resistance
- Color coded

### Applications

- Listed for 35 KV maximum when properly installed
- Ideal for direct burial in earth or concrete and grounding applications

### Standard Material

- Copper

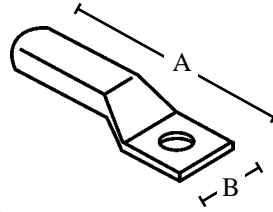
### Standard Finish

- Tin plated

Catalog Number	UPC	Wire Size	Color Code	Bolt Size	Unit Carton	Ship Case	Weight/Case	A	B	C = Hole Spacing
2921	81813	#8	Red	10	100	1000	18	2.50	.45	.625
2922	81814	#6	Blue	1/4"	100	1000	26	2.56	.45	.625
2923	81815	#4	Gray	1/4"	100	1000	20	2.34	.50	.625
2925	81816	#2	Brown	5/16"	100	1000	18	2.58	.61	.75
2925A	81817	#2	Brown	3/8"	50	500	21	3.05	.61	.75
2926	81818	1/0	Pink	5/16"	25	250	21	3.14	.75	.875
2927	81819	2/0	Black	3/8"	25	250	21	3.24	.83	1.75
2927A	81820	2/0	Black	1/2"	25	250	21	4.17	.83	1.75
2928	81821	3/0	Orange	1/2"	25	250	28	4.25	.91	1.75
2929	81822	4/0	Purple	1/2"	20	200	19	4.28	1.02	1.75
2929A	81803	250 MCM	Yellow	1/2"	10	100	23	4.41	1.11	1.75
2929B	81804	300 MCM	White	1/2"	10	100	26	4.53	1.24	1.75
2930	81825	350 MCM	Red	1/2"	5	50	26	4.53	1.24	1.75
2931	81826	400 MCM	Blue	1/2"	5	50	26	4.81	1.34	1.75
2932	81807	500 MCM	Brown	1/2"	5	50	26	4.88	1.52	1.75
2933	81808	600 MCM	Green	3/8"	5	50	26	4.49	1.73	1.75
2934	81839	750 MCM	Black	1/2"	5	50	26	4.79	1.89	1.75

# Compression Lugs

## One Hole - Long Barrel



### Features

- Produced from high conductivity copper tubing and suitable for heavy duty applications
- Tin-plated to provide corrosion resistance
- Color coded

### Applications

- Listed for 35 KV maximum when properly installed
- Ideal for direct burial in earth or concrete and grounding applications

### Standard Material

- Copper

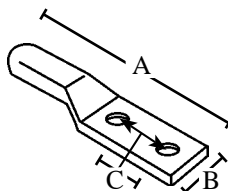
### Standard Finish

- Tin plated

Catalog Number	UPC	Wire Size	Color Code	Bolt Size	Unit Carton	Ship Case	Weight/Case	A	B
<b>3001</b>	41050	<b>#8</b>	Red	<b>1/4"</b>	100	1000	32	1.70	.38
<b>3002</b>	41051	<b>#6</b>	Blue	<b>1/4"</b>	100	1000	32	1.77	.38
<b>3003</b>	41052	<b>#4</b>	Gray	<b>1/4"</b>	100	1000	32	1.77	.50
<b>3005</b>	41054	<b>#2</b>	Brown	<b>3/8"</b>	50	500	32	2.00	.67
<b>3005A</b>	81808	<b>#1</b>	Green	<b>3/8"</b>	50	500	32	2.09	.67
<b>3006</b>	41055	<b>1/0</b>	Pink	<b>3/8"</b>	50	500	18	2.20	.75
<b>3007</b>	41056	<b>2/0</b>	Black	<b>3/8"</b>	25	250	18	2.80	.75
<b>3008</b>	41057	<b>3/0</b>	Orange	<b>3/8"</b>	25	250	10	2.80	.87
<b>3008A</b>	81809	<b>3/0</b>	Orange	<b>1/2"</b>	25	250	10	2.80	.87
<b>3009</b>	41058	<b>4/0</b>	Purple	<b>1/2"</b>	25	250	10	2.80	1.00
<b>3009A</b>	41059	<b>250 MCM</b>	Yellow	<b>1/2"</b>	20	200	10	3.03	1.13
<b>3009B</b>	41061	<b>300 MCM</b>	White	<b>1/2"</b>	10	100	10	3.39	1.13
<b>3010</b>	41062	<b>350 MCM</b>	Red	<b>1/2"</b>	10	100	8	3.50	1.13
<b>3010A</b>	41063	<b>400 MCM</b>	Blue	<b>1/2"</b>	10	100	8	3.74	1.34
<b>3011</b>	41064	<b>500 MCM</b>	Brown	<b>1/2"</b>	5	50	8	4.02	1.50
<b>3011A</b>	41065	<b>600 MCM</b>	Green	<b>5/8"</b>	5	50	8	4.25	1.75
<b>3012</b>	41066	<b>750 MCM</b>	Black	<b>5/8"</b>	5	50	8	5.16	1.87

# Compression Lugs

## Two Hole - Long Barrel



### Features

- Produced from high conductivity copper tubing and suitable for heavy duty applications
- Tin-plated to provide corrosion resistance
- Color coded

### Applications

- Listed for 35 KV maximum when properly installed
- Ideal for direct burial in earth or concrete and grounding applications

### Standard Material

- Copper

### Standard Finish

- Tin plated

Catalog Number	UPC	Wire Size	Color Code	Bolt Size	Unit Carton	Ship Case	Weight/Case	A	B	C = Hole Spacing
<b>3201</b>	81812	<b>#8</b>	Red	<b>1/4"</b>	100	1000	20	2.24	.42	.625
<b>3202</b>	81633	<b>#6</b>	Blue	<b>1/4"</b>	100	1000	21	2.24	.42	.625
<b>3203</b>	81635	<b>#4</b>	Gray	<b>1/4"</b>	100	1000	21	2.36	.49	.625
<b>3205</b>	81636	<b>#2</b>	Brown	<b>5/16"</b>	50	500	29	2.87	.50	.75
<b>3206</b>	81638	<b>1/0</b>	Pink	<b>1/2"</b>	25	250	30	4.40	.74	.875
<b>3207</b>	81639	<b>2/0</b>	Black	<b>1/2"</b>	25	250	25	4.61	.81	1.75
<b>3208</b>	81701	<b>3/0</b>	Orange	<b>3/8"</b>	20	200	19	4.69	.90	1.75
<b>3209</b>	81641	<b>4/0</b>	Purple	<b>1/2"</b>	10	100	19	4.72	1.00	1.75
<b>3209A</b>	81642	<b>250 MCM</b>	Yellow	<b>1/2"</b>	10	100	27	4.95	1.09	1.75
<b>3209B</b>	81643	<b>300 MCM</b>	White	<b>1/2"</b>	10	100	29	5.31	1.19	1.75
<b>3210</b>	81644	<b>350 MCM</b>	Red	<b>1/2"</b>	10	100	37	5.39	1.28	1.75
<b>3210A</b>	81645	<b>400 MCM</b>	Blue	<b>1/2"</b>	5	50	39	5.47	1.39	1.75
<b>3211</b>	81646	<b>500 MCM</b>	Brown	<b>1/2"</b>	5	50	32	5.79	1.72	1.75
<b>3211A</b>	81647	<b>600 MCM</b>	Green	<b>1/2"</b>	5	50	41	5.79	1.72	1.75
<b>3212</b>	81648	<b>750 MCM</b>	Black	<b>1/2"</b>	5	50	43	6.30	1.90	1.75

# Wire Connectors

## Winged

### Features

- Easy installation
- Flame retardant; temperature rating of 105° C
- Color coded for easy size and capacity identification
- Square wire spring insert for secure connections

### Applications

- Positive grip design is ideal for insulating two or more conductors
- Reusable for easy circuit changes

### Standard Material

- Polypropylene




Catalog Number	UPC	Color	Unit Carton	Ship Case	Weight/Case	Wire Range		Volts
						Min.	Max.	
JOINS #18 THRU #10 AWG								
<b>WY1</b>	21930	<b>Yellow</b>	100/Box	5000	16	2#18	3#12	600V
<b>WY2</b>	21940	<b>Yellow</b>	500/Bag	5000	16	2#18	3#12	600V
JOINS #18 THRU #10 AWG								
<b>WR1</b>	21950	<b>Red</b>	100/Box	5000	27	2#14	5#12	600V
<b>WR2</b>	21960	<b>Red</b>	500/Bag	5000	27	2#14	5#12	600V
JOINS #14 THRU #6 AWG								
<b>WB1</b>	21970	<b>Blue</b>	50/Box	500	13	3#12	1#6 & 2#8	600V
<b>WB2</b>	21980	<b>Blue</b>	250/Bag	1000	13	3#12	1#6 & 2#8	600V
JOINS #14 THRU #10 AWG								
<b>WG1</b>	21993	<b>Green</b>	100/Box	5000	16	2#14	5#12	600V
<b>WG2</b>	21990	<b>Green</b>	500/Bag	5000	16	2#14	5#12	600V
JOINS #22 THRU #8 AWG								
<b>WT1</b>	21992	<b>Tan</b>	100/Box	1000	13	3#22	3#10	600V
<b>WT2</b>	21991	<b>Tan</b>	500/Bag	1000	35	3#22	3#10	600V

## Fluted Body



Catalog Number	UPC	Color	Unit Carton	Ship Case	Weight/Case	Wire Range		Volts
						Min.	Max.	
JOINS #22 THRU #14 AWG								
<b>W81G1</b>	30520	<b>Gray</b>	100/Box	5000	4	2#22	2#16	300V
<b>W81G2</b>	30530	<b>Gray</b>	500/Bag	5000	4	2#22	2#16	300V
JOINS #22 THRU #14 AWG								
<b>W82B1</b>	30540	<b>Blue</b>	100/Box	5000	5	2#18	3#16	300V
<b>W82B2</b>	30550	<b>Blue</b>	500/Bag	5000	5	2#18	3#16	300V
JOINS #22 THRU #14 AWG								
<b>W83O1</b>	30560	<b>Orange</b>	100/Box	5000	13	2#18	2#14	600V
<b>W83O2</b>	30570	<b>Orange</b>	500/Bag	5000	13	2#18	2#14	600V
JOINS #18 THRU #10 AWG								
<b>W84Y1</b>	30580	<b>Yellow</b>	100/Box	5000	24	3#18	4#14&1#18	600V
<b>W84Y2</b>	30590	<b>Yellow</b>	500/Bag	5000	24	3#18	4#14&1#18	600V
JOINS #18 THRU #8 AWG								
<b>W86R1</b>	30600	<b>Red</b>	100/Box	5000	52	2#14	4#12	600V
<b>W86R2</b>	30610	<b>Red</b>	500/Bag	5000	52	2#14	4#12	600V

## Green Pigtail With Slotted Hex Ground Screw



### Features

- Plated green to ensure proper identification

### Applications

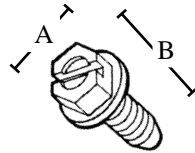
- Use to ground receptacles to steel boxes

### Standard Material

- Copper wire/zinc plated ground screw

Catalog Number	UPC	Size	Unit Carton	Ship Case	Weight/Case	A	B
49	33505	7-1/2" 12Ga. Solid	---	100	24	7 1/2	10-32 x 3/8
50	33506	7-1/2" 14Ga. Solid	---	100	23	7 1/2	10-32 x 3/8
49L	86791	10" 12Ga. Solid green	100	1000	32	10	10-32 x 3/8

## Green Ground Screw Steel



### Features

- Plated green to ensure proper identification

### Applications

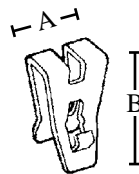
- For use with grounding pigtails or wire

### Standard Material

- Steel

Catalog Number	UPC	Size	Ship Case	Weight/Case	A	B
48	33500	10/32" x 3/8"	100	1	.375	.625

## Green Ground Clip Steel



### Features

- Holds 14 and 12 GA. copper and aluminum wire

### Applications

- Connects NM cable to outlet box
- Connects grounding jumper from a receptacle to an outlet

### Standard Material

- Steel

Catalog Number	UPC	Wire Size	Unit Carton	Ship Case	Weight/Case	A	B
GC99	20770	#14 & #12	100	1000	3	.24	.65

# Plastic Electrical Tape

## 7 mil. - PVC



Catalog Number	UPC	Size	Color	Unit Carton	Ship Case	Weight/Case
<b>830T</b>	18370	<b>3/4" X 30'</b>	Black	10	500	41
<b>860T</b>	18380	<b>3/4" X 60'</b>	Black	10	200	21
<b>866T</b>	18410	<b>3/4" X 66'</b>	Black	---	100	20
<b>866BLU</b>	18411	<b>3/4" X 66'</b>	Blue	---	100	20
<b>866BRN</b>	18412	<b>3/4" X 66'</b>	Brown	---	100	20
<b>866GRN</b>	18413	<b>3/4" X 66'</b>	Green	---	100	20
<b>866GRY</b>	18414	<b>3/4" X 66'</b>	Gray	---	100	20
<b>866ORN</b>	18415	<b>3/4" X 66'</b>	Orange	---	100	20
<b>866RED</b>	18417	<b>3/4" X 66'</b>	Red	---	100	20
<b>866WHT</b>	18418	<b>3/4" X 66'</b>	White	---	100	20
<b>866YEL</b>	18419	<b>3/4" X 66'</b>	Yellow	---	100	20
<b>867T</b>	18440	<b>1-1/2" X 66'</b>	Black	---	100	40

### Features

- Premium grade for electrical work
- Can be used in residential maintenance
- 600v rated

### Applications

- Insulates and protects wires and connectors; protects splices and filler compounds
- Holds high voltage electrical appliances

### Standard Material

- PVC

# Specialty Tape



Catalog Number	UPC	Size	Color	Type	Ship Case	Weight/Case
<b>830BLU</b>	18371	<b>1/2" X 20'</b>	Blue	Phasing Tape	7	8
<b>830BRN</b>	18372	<b>1/2" X 20'</b>	Brown	Phasing Tape	7	8
<b>830GRN</b>	18373	<b>1/2" X 20'</b>	Green	Phasing Tape	7	8
<b>830GRY</b>	18374	<b>1/2" X 20'</b>	Gray	Phasing Tape	7	8
<b>830ORN</b>	18375	<b>1/2" X 20'</b>	Orange	Phasing Tape	7	8
<b>830PUR</b>	18376	<b>1/2" X 20'</b>	Purple	Phasing Tape	7	8
<b>830RED</b>	18377	<b>1/2" X 20'</b>	Red	Phasing Tape	7	8
<b>830WHT</b>	18378	<b>1/2" X 20'</b>	White	Phasing Tape	7	8
<b>830YEL</b>	18379	<b>1/2" X 20'</b>	Yellow	Phasing Tape	7	8
<b>861</b>	18381	<b>2" X 36 YD</b>	White	Vinyl Tape	24	20
<b>869</b>	18421	<b>3/4" X 60 YD</b>	Black	Friction Tape	100	35
<b>870</b>	18420	<b>3/4" X 22 YD</b>	Black	Rubber Tape	100	20
<b>870C</b>	18396	<b>2" X 22 YD</b>	Black	Rubber Tape	50	25
<b>870T</b>	18423	<b>2" X 55 YD</b>	Clear	Film Tape	36	7

### Features

- Premium grade for electrical work
- Color coded
- Inhibits corrosion of electrical conductors

### Applications

- Provides insulation for splices; compatible with rubber and synthetic compounds and cables

### Standard Material

- PVC

# Caution Tape

## Non- detectable



### Features

- Traditional and familiar design
- Strong and durable polyethylene construction

### Applications

- High visibility tape designed as a hazard alert

### Standard Material

- PVC

Catalog Number	UPC	Size	Mil.	Color	Ship Case	Weight/ Case
1591	83029	3" X 300'	4	Yellow "Caution"	16	16
1592	83030	3" X 1000'	2	Yellow "Caution"	8	40
1593	83031	3" X 200'	4	Red "Caution Buried Electric Line Below"	16	16
1594	83032	3" X 1000'	4	Red "Caution Buried Electric Line Below"	8	40
1595	83033	6" X 1000'	4	Red "Caution Buried Electric Line Below"	4	60

# Detectable



### Features

- Instantly recognizable as a hazard caution
- Strong and durable polyethylene construction
- Can be easily located with a metal detector

### Applications

- High visibility tape designed as a hazard alert

### Standard Material

- Foil bonded PVC

Catalog Number	UPC	Size	Mil.	Color /Type	Ship Case	Weight/ Case
1596	83034	2" X 1000'	5	Red "Caution Buried Electric Line Below"	12	60
1597	83035	3" X 1000'	5	Red "Caution Buried Electric Line Below"	8	64
1598	83036	6" X 1000'	5	Red "Caution Buried Electric Line Below"	4	64

# Duct Tape



### Features

- High tensile strength
- Easy to tear
- Leaves minimal residue

### Applications

- All purpose – Ideal for holding and bundling applications

### Standard Material

- PVC

Catalog Number	UPC	Size	Mil.	Type	Ship Case	Weight/ Case
868	33760	2" X 60 yards	4	---	24	42
868F	18422	2" X 50 yards	2	Foil	24	51



# Heavy Duty Cable Lubricant



### Features

- Water based gel
- Non-toxic
- Non-flammable
- Cleans easily off with just water

### Applications

- Compatible with all cables
- Helps avoid wear and abrasion damage

Catalog Number	UPC	Size	Ship Case	Weight/Case
<b>1200</b>	19762	<b>1 Quart</b>	10	13
<b>1201</b>	19763	<b>1 Gallon</b>	4	25
<b>1202</b>	19764	<b>5 Gallon pail</b>	1	30

# Antiox Contact Compound



### Features

- Prevents oxidation of aluminum to aluminum and aluminum to copper electrical conductors
- Non-conductive

### Applications

- Use for all types of connections, split bolt and wire connectors

Catalog Number	UPC	Size	Ship Case	Weight/Case
<b>1209</b>	19765	<b>4 Ounce</b>	12	3
<b>1210</b>	19766	<b>8 Ounce</b>	12	6

# Fish Wire Spring Steel



### Features

- Individually bagged
- Replacement for rewinders
- Flexible and strong steel construction

### Applications

- Use for all types of connections, split bolt and wire connectors

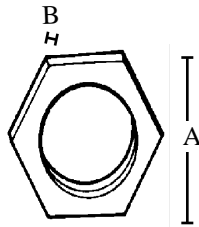
### Standard Material

- Spring steel

Catalog Number	UPC	Size	Ship Case	Weight/Case
<b>890</b>	18980	<b>1/8" X .060" X 25'</b>	20	7
<b>891</b>	18990	<b>1/8" X .060" X 50'</b>	20	25
<b>892</b>	19000	<b>1/8" X .060" X 100'</b>	10	25
<b>893</b>	19010	<b>1/8" X .060" X 200'</b>	5	25
<b>895</b>	19020	<b>1/4" X .060" X 50'</b>	10	25
<b>896</b>	19030	<b>1/4" X .060" X 100'</b>	10	50
<b>897</b>	19040	<b>1/4" X .060" X 200'</b>	5	50

# Fixture Locknuts

## Steel



### Features

- Shapes available to suit multiple applications

### Applications

- Secures stem fixtures and threaded conduit

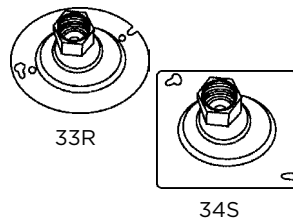
### Standard Material

- Steel

Catalog Number	UPC	Size	Unit Carton	Ship Case	Weight/Case	A	B
<b>278</b>	11710	<b>1/8"</b>	100	1000	1	.625	.20
<b>279</b>	11720	<b>1/4"</b>	100	1000	1	.715	.20
<b>280</b>	12290	<b>3/8"square - heavy</b>	---	200	5	1.00	.22

# Flexible Fixture Hangers

## 20° Swing from Vertical



### Features

- Supports weight up to 50 lbs.
- Ball type swivel/swing
- For overhead suspensions

### Applications

- Permits fixture to swing freely; allows easy disconnect and removal

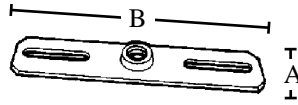
### Standard Material

- Steel

Catalog Number	UPC	Size	Ship Case	Weight/Case	
<b>33R</b>	10071	<b>1/2" or 3/4" Round</b>	25	15	Fits 4" Octagon Box
<b>34S</b>	10072	<b>1/2" or 3/4" Square</b>	25	18	Fits 4" Square Box

# Fixture Hanger

## Steel



### Features

- With ground green screw
- Cross bar fits all standard switch boxes & 3-1/4" & 4" outlet boxes

### Applications

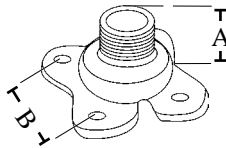
- For support of electrical boxes between wall studs

### Standard Material

- Steel

Catalog Number	UPC	Size	Ship Case	Weight/Case	A	B
46	14170	1/8" Female	100	4	1.00	4.12

# Malleable Iron



### Features

- Unique, versatile crows foot design

### Applications

- Secure support for a variety of fixtures; installs fixtures to box either horizontally or vertically

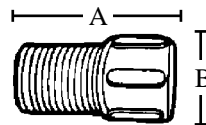
### Standard Material

- Malleable iron

Catalog Number	UPC	Size	Unit Carton	Ship Case	Weight/Case	A	B
47	14171	Crows Foot	25	250	8	1.00	1.10

# Fixture Extensions

## Zinc Die Cast



### Features

- Threaded male end; larger female end

### Applications

- Enables easier access to fixtures for future service

### Standard Material

- Zinc die cast

### Standard Finish

- Powder coat finish

Catalog Number	UPC	Size	Unit Carton	Ship Case	Weight/Case	A	B
190	11510	3/8" M x 1" F	100	1000	50	1.00	.776
200	11520	3/8" M x 1-3/8" F	100	1000	60	1.375	.780

## Fixture Loop Zinc Die Cast



### Features

- Male threaded shaft

### Applications

- Use with hook to securely hang fixtures

### Standard Material

- Zinc die cast

Catalog Number	UPC	Size	Unit Carton	Ship Case	Weight/Case	A	B
<b>71</b>	17440	<b>1/2" Male</b>	25	250	15	1.27	1.12

## Lamp Holders Plastic



### Features

- Easy update/retrofit
- White finish

### Applications

- Supports the lighting fixture and provides an electrical connection for the lamp

### Standard Material

- Plastic

Catalog Number	UPC	Size	Unit Carton	Ship Case	Weight/Case
<b>P2</b>	84005	<b>Medium Base</b>	1	50	25

## Porcelain



### Features

- Easy update/retrofit
- White finish

### Applications

- Supports the lighting fixture and provides an electrical connection for the lamp

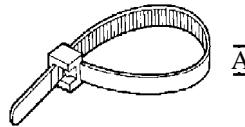
### Standard Material

- Porcelain

Catalog Number	UPC	Size	Unit Carton	Ship Case	Weight/Case
<b>POR1</b>	84006	<b>Medium Base</b>	24	100	10

# Cable Ties

## Natural White



### Features

- Operating temperature minimum -40° F to maximum 185° F
- UL flame rating 94V-2

### Applications

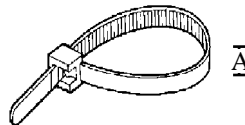
- Safely and easily secures wire bundles and harness components

### Standard Material

- 6/6 Nylon

Catalog Number	UPC	Size	Max. Tensile Strength	Per Bag	Ship Case	Weight/Case	Bundle Diameter		
							A	Min.	Max.
<b>NT0418</b>	21440	<b>4"</b>	18	100	1000	.10	.98	.0625	.875
<b>NT0530</b>	21450	<b>5"</b>	30	100	1000	.10	.98	.0625	1.378
<b>NT0618</b>	21451	<b>6 1/2"</b>	18	100	1000	.41	.98	.0625	1.378
<b>NT0640</b>	21452	<b>6"</b>	40	100	1000	.41	.142	.0625	1.535
<b>NT0750</b>	21460	<b>7"</b>	50	100	1000	.42	.187	.0625	1.75
<b>NT0818</b>	21470	<b>8"</b>	18	100	1000	.34	.100	.0625	2.00
<b>NT0840</b>	21480	<b>8"</b>	40	100	1000	.38	.130	.0625	2.00
<b>NT08120</b>	21490	<b>8"</b>	120	100	1000	.43	.300	.0625	2.00
<b>NT1150</b>	21500	<b>11"</b>	50	100	1000	.54	.187	.0625	3.00
<b>NT1450</b>	21510	<b>14"</b>	50	100	1000	.69	.187	.0625	4.00
<b>NT24175</b>	21530	<b>24"</b>	175	50	500	2.82	.345	.1875	7.20
<b>NT30175</b>	21532	<b>30"</b>	175	50	500	3.22	.35	.1875	9.30
<b>NT34175</b>	21550	<b>34"</b>	175	50	500	4.20	.345	.1875	7.20

## Black



### Features

- Operating temperature minimum -40° F to maximum 185° F
- UV resistant
- UL flame rating 94V-2

### Applications

- Safely and easily secures wire bundles and harness components

### Standard Material

- 6/6 Nylon

Catalog Number	UPC	Size	Max. Tensile Strength	Per Bag	Ship Case	Weight/Case	Bundle Diameter		
							A	Min.	Max.
<b>BT0418</b>	19770	<b>4"</b>	18	100	1000	.10	.100	.0625	.875
<b>BT0530</b>	19780	<b>5"</b>	30	100	1000	.10	.98	.0625	1.378
<b>BT0618</b>	19781	<b>6 1/2"</b>	18	100	1000	.41	.98	.0625	1.378
<b>BT0750</b>	19790	<b>7"</b>	50	100	1000	.42	.187	.0625	1.75
<b>BT0818</b>	19800	<b>8"</b>	18	100	1000	.34	.100	.0625	2.00
<b>BT0840</b>	19810	<b>8"</b>	40	100	1000	.38	.130	.0625	2.00
<b>BT1150</b>	19830	<b>8"</b>	50	100	1000	.54	.187	.0625	3.00
<b>BT1250</b>	19831	<b>11"</b>	50	100	1000	.55	.189	.0625	3.504
<b>BT1450</b>	19840	<b>14"</b>	50	100	1000	.69	.187	.0625	4.00
<b>BT24175</b>	19860	<b>24"</b>	175	50	500	2.82	.345	.1875	7.20
<b>BT34175</b>	19890	<b>34"</b>	175	50	500	4.20	.345	.1875	7.20

# Air Handling Cable Ties

## 6/6 Nylon



### Features

- Meets UL 1565 specifications for low smoke generation, low heat release and mechanical strength
- Strong and pure, manufactured from filtered nylon 6/6, reducing particle contamination
- Mounting hole style secures and positions wire bundles and cables to surfaces with one mechanical fastener
- Low profile style and reduced head height increases safety, eliminates snags, cuts, and abrasions to cables, surrounding products and users

### Applications

- Air handling spaces, above drop ceilings and below raised flooring
- UL listed suitable for use in air handling spaces in accordance with the section 300.00 (c) and (d) of the National Electrical Code rules 12-010(3), (4) and (5) and 12-020 of the Canadian Electrical Code part 1

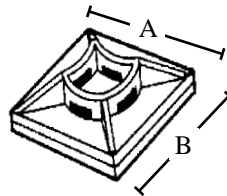

### Standard Material

- 6/6 nylon

Catalog Number	UPC	Size	Max. Tensile Strength	Color	Per Bag	Ship Case	Weight/Case	A	Bundle Diameter Min.	Bundle Diameter Max.
<b>PTB0750</b>	83642	<b>7-1/2"</b>	50	Burgundy	100	1000	.42	.180	.0625	1.875
<b>PTB1150</b>	83644	<b>11"</b>	50	Burgundy	100	1000	.54	.180	.0625	3.062
<b>PTB1450</b>	83646	<b>14-1/2"</b>	50	Burgundy	100	1000	.69	.180	.0625	4.125

# Cable Tie Mounting Platforms

## Natural White - Nylon



### Features

- Adhesive base or screw mount available
- Available in black or white

### Applications

- For safe organization of cables
- Use with Topaz Cable Ties

### Standard Material

- 6/6 nylon

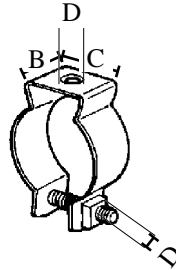
Catalog Number	UPC	Size	Unit Carton	Ship Case	Weight/Case	A	B	Height	Mounting Hole	Flat Head Screw
<b>MP4A</b>	32270	<b>4 way adhesive base</b>	100	1000	5	1.00	1.00	.157	.197	#6
<b>MP4S</b>	32280	<b>4 way screw mount</b>	100	1000	5	1.00	1.00	.157	.197	#6

## Black - Nylon

Catalog Number	UPC	Size	Unit Carton	Ship Case	Weight/Case	A	B	Height	Mounting Hole	Flat Head Screw
<b>MP4AB</b>	32320	<b>4 way adhesive base</b>	100	1000	5	1.00	1.00	.157	.197	#6
<b>MP4SB</b>	32330	<b>4 way screw mount</b>	100	1000	5	1.00	1.00	.157	.197	#6

# Conduit Hangers

## With Bolt & Nut Attached - Steel



### Features

- Assembled with nut and bolt

### Applications

- Indoor or outdoor use
- Use to secure and suspend conduit from overhead supports

### Standard Material

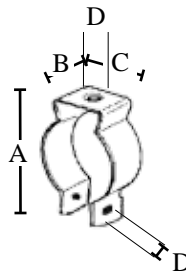
- Steel

### Standard Finish

- Zinc plated

Catalog Number	UPC	Size	For Rigid	For EMT	Bolt Size	Ship Case	Weight/Case	A	B	C	D
601	15830	0	3/8"-1/2"	1/2"	1/4"-20	100	6	1.875	.750	.725	.25
602	15840	1	3/4"	3/4"	1/4"-20	100	8	2.125	.750	.850	.25
603	15850	2	1"	1"	1/4"-20	100	8	2.437	.875	.975	.25
604	15860	3	1-1/4"	1-1/2"	1/4"-20	100	10	2.75	.875	.975	.25
604A	15870	2-1/2	---	1-1/4"	1/2"-20	100	10	2.875	.875	1.050	.25
605	15880	4	1-1/2"	---	1/2"-20	100	18	3.125	1.000	1.125	.25
606	15890	5	2"	2"	1/2"-20	50	10	3.875	1.000	1.145	.25
607	15900	6	2-1/2"	2-1/2"	5/16"-18	50	11	4.625	1.250	1.225	.3125
608	15910	7	3"	3"	5/16"-18	25	6	5.500	1.250	1.275	.3125
609	15920	8	3-1/2"	3-1/2"	5/16"-18	25	8	5.750	1.250	1.275	.3125
610	15930	9	4"	4"	5/16"-18	25	12	6.250	1.250	1.275	.3125

## Without Bolt & Nut Attached - Steel



### Features

- Eliminates need for fasteners

### Applications

- Indoor or outdoor use
- Use to secure and suspend conduit from overhead supports

### Standard Material

- Steel

### Standard Finish

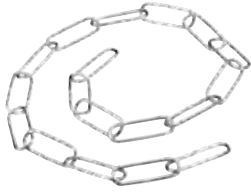
- Zinc plated

Catalog Number	UPC	Size	For Rigid	For EMT	Ship Case	Weight/Case	A	B	C	D
611	15940	0	3/8"-1/2"	1/2"	100	5	1.875	.750	.725	.25
612	15950	1	3/4"	3/4"	100	7	2.125	.750	.850	.25
613	15960	2	1"	1"	100	7	2.437	.875	.975	.25
614	15970	3	1-1/4"	1-1/2"	100	9	2.75	.875	.975	.25
614A	15980	2-1/2	---	1-1/4"	100	9	2.875	.875	1.050	.25
615	15990	4	1-1/2"	---	100	17	3.125	1.000	1.125	.25
616	16000	5	2"	2"	50	9	3.875	1.000	1.145	.25
617	16010	6	2-1/2"	2-1/2"	50	11	4.625	1.250	1.225	.3125
618	16020	7	3"	3"	25	5	5.500	1.250	1.275	.3125
619	16030	8	3-1/2"	3-1/2"	25	7	5.750	1.250	1.275	.3125
620	16040	9	4"	4"	25	11	6.250	1.250	1.275	.3125



# Fluorescent Chain

## Steel



### Features

- Sold in one yard lengths

### Applications

- Supports and suspends fixtures

### Standard Material

- Steel

Catalog Number	UPC	Size	Unit Carton	Ship Case	Weight/Case	Workload Limits
<b>FC1</b>	20750	<b>1 Yard lengths</b>	1 yd.	100	35	50 Lbs.

# Jack Chain

## Zinc Plated Steel



### Features

- Light, standard and heavy gauge available

### Applications

- Safe support for hanging linear and high bay fixtures

### Standard Material

- Steel

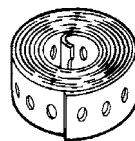
### Standard Finish

- Zinc plated

Catalog Number	UPC	Size	Unit Carton	Ship Case	Weight/Case	Workload Limits
<b>297</b>	12480	<b>14 Gauge - Light</b>	100 Ft. Hanks	10	50	16 Lbs.
<b>298</b>	12490	<b>12 Gauge - Standard</b>	50 Ft. Hanks	10	30	29 Lbs.
<b>298S</b>	12500	<b>12 Gauge - Standard</b>	100 Ft. Spools	4	48	29 Lbs.
<b>299</b>	12501	<b>12 Gauge - Standard</b>	250 Ft. Spools	4	60	29 Lbs.
<b>299B</b>	12505	<b>10 Gauge - Heavy</b>	100 Ft. Hanks	1	18	43 Lbs.

# Perforated Banding Iron

## 20 Gauge - Steel



### Features

- Eliminates need for fasteners

### Applications

- Pair with Topaz Beam Clamps to install conduit

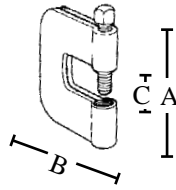
### Standard Material

- Steel

Catalog Number	UPC	Size	Ship Case	Weight/Case	Hole Spacing
<b>962</b>	19570	<b>3/4" X 10'</b>	50	30	1/4" holes on 1/2" center

# I-Beam Clamp

## C Clamp - Steel



### Features

- Clamp is tapped for rod

### Applications

- Designed for vertical loads
- Use as a structural attachment to metal beams to support boxes, enclosures and fixtures

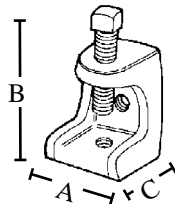
### Standard Material

- Steel

Catalog Number	UPC	Size	Tapping	For EMT	Unit Carton	Ship Case	Weight/Case	A	B	C
126	10820	3/4"	3/8" - 16"	1/2"	10	100	30	2.40	2.49	.73

# Beam Clamp

## Malleable Iron



### Features

- Suitable for support of up to 600 lbs.
- Malleable iron body will not distort or slip when tightened

### Applications

- Supports threaded rod, threaded bridle rings and electrical boxes

### Standard Material

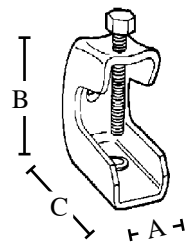
- Malleable iron

### Standard Finish

- Zinc plated

Catalog Number	UPC	Jaw Opening	Tapping	Load Capacity	Ship Case	Weight/Case	A	B	C	Tighten Torque
122	10710	3/4"	1/4" - 20	125 Lbs.	50	11	1.130	1.400	1.390	60
123	10720	7/8"	3/8" - 16	300 Lbs.	50	23	1.990	1.755	1.890	125
123A	10721	3/4"	3/8" - 16	300 Lbs.	50	18	1.130	1.400	1.390	60
124	10730	1-1/8"	1/2" - 13	600 Lbs.	25	40	2.530	2.140	2.500	250

# Steel



### Features

- Single screw, 2 hole assembly

### Applications

- Supports threaded rod, threaded bridle rings and electrical boxes
- Can replace pipe clamps on exposed metal
- Supports 50 to 100 lbs.

### Standard Material

- Steel

Catalog Number	UPC	Jaw Opening	Tapping	Load Capacity	Ship Case	Weight/Case	A	B	C	Tighten Torque
122S	10740	11/16"	1/4" - 20	50 Lbs.	100	22	.920	1.400	1.630	60
123S	10750	1"	3/8" - 16	100 Lbs.	100	20	1.210	2.062	2.250	125

# Cable Staples

## For NMC 2 Wire #14-12 - Steel



### Features

- Strong resilient steel construction
- Select 1/2" sizes insulated

### Applications

- Securely affixes NMC 2 wire #14-12

### Standard Material

- Steel

Catalog Number	UPC	Size	Unit Carton	Ship Case	Weight/Case	A	B
<b>183</b>	11440	<b>1/2"</b>	100	5000	25	.500	1.00
<b>1831*</b>	11441	<b>1/2"</b>	100	5000	26	.500	1.0
<b>184</b>	11450	<b>1/2"</b>	500	5000	25	.500	1.0
<b>1841*</b>	11442	<b>1/2"</b>	500	5000	26	.500	1.0
<b>185</b>	11460	<b>1/2"</b>	Bucket	5000	26	.500	1.0
<b>1851*</b>	11445	<b>1/2"</b>	Bucket	2500	13	.500	1.0

\*Insulated

## For NMC and Armored 3 Wire #14-12-10 - Steel

Catalog Number	UPC	Size	Unit Carton	Ship Case	Weight/Case	A	B
<b>193</b>	11470	<b>9/16"</b>	100	5000	33	.500	1.25
<b>194</b>	11480	<b>9/16"</b>	500	5000	31	.500	1.25
<b>195</b>	11490	<b>9/16"</b>	Bucket	5000	35	.5005	1.25

### Features

- Strong resilient steel construction

### Applications

- Securely affixes NMC and armored 3 wire #14-12-10

### Standard Material

- Steel

## For SEU to 3 #6 - Steel

Catalog Number	UPC	Size	Unit Carton	Ship Case	Weight/Case	A	B
<b>196</b>	11492	<b>13/16"</b>	100	5000	61	.82	1.40
<b>197</b>	11494	<b>13/16"</b>	500	5000	61	.82	1.40
<b>186</b>	11443	<b>1-11/16"</b>	100	1000	15	1.0625	1.4375
<b>198</b>	11444	<b>1-11/32"</b>	100	1000	32	1.3438	1.875

### Features

- Strong resilient steel construction

### Applications

- Securely affixes SEU to 3 #6

### Standard Material

- Steel

# Cover Plate

## Baked White Enamel - Steel



### Features

- 2- 3/8" screws

### Applications

- Secures unused boxes

### Standard Material

- Steel

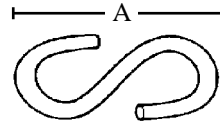
### Standard Finish

- Baked white enamel

Catalog Number	UPC	Size	Unit Carton	Ship Case	Weight/Case	Screw Separation
175	33510	5"	1 Per bag	100	18	3-1/2" Screw separation
176	33511	5"	1 Per bag	100	18	2 3/4" Screw separation

# S Hooks

## Zinc Plated Steel



### Features

- Manufactured from strong and resilient steel with zinc plating

### Applications

- Multiple gauge thickness supports light to heavy duty workload requirements

### Standard Material

- Steel

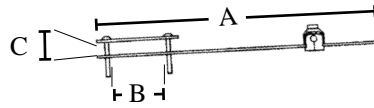
### Standard Finish

- Zinc plated

Catalog Number	UPC	Size	Duty	Unit Carton	Ship Case	Weight/Case	A	Workload Limits
300	12510	14 Gauge	Light	100	1000	11	.96	16 Lbs.
300A	12520	12 Gauge	Medium	100	1000	15	1.23	29 Lbs.
300B	12525	10 Gauge	Heavy	100	1000	19	1.48	43 Lbs.

# Ceiling Box Support

## Steel



### Features

- Rugged fabrication ensures continued performance and longevity

### Applications

- For installations where space and access may be limited

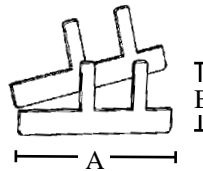

### Standard Material

- Steel

Catalog Number	UPC	Size	Ship Case	Weight/Case	A	(B) Min.	Openings (B) Max.	(C) Max.
<b>CBS</b>	19891	<b>1" - 2"</b>	50	1	11.00	1.00	2.25	1.25

# Box Supports

## Steel



### Features

- Bendable tabs for ease of use
- Sold in pairs

### Applications

- For box support in drywall, lathe and plaster

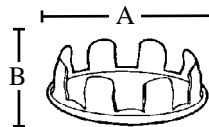
### Standard Material

- Steel

Catalog Number	UPC	Size	Unit Carton	Ship Case	Weight/Case	A	B
<b>199</b>	11540	<b>Sold in pairs</b>	50pr	500pr	25	5.125	2.250

# Knockout Seals

## Steel



### Features

- Easily installs into unused box knockouts

### Applications

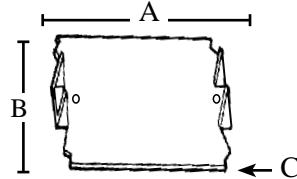
- Provides a safe barrier for the protection of exposed wires
- Suitable for standard, airtight and dust tight applications

### Standard Material

- Steel

Catalog Number	UPC	Size	Unit Carton	Ship Case	Weight/Case	A	B
<b>K050</b>	20780	<b>1/2"</b>	100	1000	10	1.07	.37
<b>K051</b>	20790	<b>3/4"</b>	100	1000	20	1.24	.31
<b>K052</b>	20800	<b>1"</b>	50	500	9	1.48	.34
<b>K053</b>	20810	<b>1-1/4"</b>	50	500	10	1.80	.31
<b>K054</b>	20820	<b>1-1/2"</b>	50	500	20	2.22	.37
<b>K055</b>	20830	<b>2"</b>	10	100	5	2.68	.36

## Nail Plate With Prongs



### Features

- 16 gauge thickness
- Nail holes at each end for easy and secure mounting

### Applications

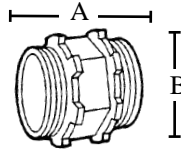
- Use to prevent screws and nails from damaging wires and pipes

### Standard Material

- Steel

Catalog Number	UPC	Size	Unit Carton	Ship Case	Weight/Case	A	B	C
187	11497	1-1/2" x 6"	---	100	49	6.00	1.50	.0598
188	11498	1-1/2" x 5"	---	100	30	5.00	1.50	.0598
189	11500	1-1/2" x 2-1/2"	---	200	20	2.50	1.50	.0598
189B	11501	1-1/2" x 2-1/2" x 1/16"	50	200	20	2.50	1.50	.0598
189-100	11499	1-1/2" x 2-1/2" x 1/16"	---	100	20	2.50	1.50	.0598

## Box Spacing Connector With Twin Locknuts



### Features

- Back to back connector eliminates need for additional conduit runs

### Applications

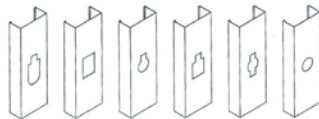
- Join j-boxes back to back in open wall spaces
- For use in a short raceway to connect j-boxes through conduit knockout openings

### Standard Material

- Zinc die cast

Catalog Number	UPC	Size	Unit Carton	Ship Case	Weight/Case	A	B
141	10930	1/2"	50	500	40	1.12	.40
141A	10932	3/4"	25	250	24	1.12	.95

## Stud Grommets 6/6 Nylon



Common hole configurations in metal studs

### Features

- Fits all stud hole sizes

### Applications

- Universal metal stud grommets are used to protect wires from damage caused by sharp edges on metal studs
- Tool free installation, simply snap in over the many different hole configurations to allow full protection from sharp metal

### Standard Material

- 6/6 nylon

Catalog Number	UPC	Size	Ship Case	Weight/Case
45	14172	Universal	200	5

# AC Disconnect



### Features

- Easy to mount
- Enclosure allows for ample wiring space
- Switchable, non-fused and fused models available
- Can be used with home solar power systems

### Applications

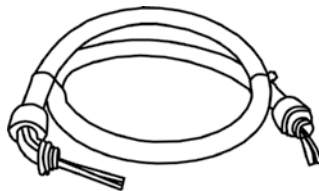
- Required components to maintain cooling systems

Catalog Number	UPC	Size	Voltage	Ship Case	Weight/ Case	Cabinet Size		
						H	W	D
<b>ACD48</b>	33781	<b>60 AMP Switchable</b>	120/240	6	20	6.57	4.57	2.20
<b>ACD49</b>	33773	<b>60 AMP Non-Fused pullout</b>	120/240	6	20	6.57	4.57	2.20
<b>ACD50</b>	33774	<b>30 AMP Fused</b>	120/240	6	20	8.94	5.55	2.72
<b>ACD51</b>	33775	<b>60 AMP Fused</b>	120/240	6	20	8.94	5.55	2.72
<b>ACD52</b>	33776	<b>60 AMP Non-Fused pullout W/15 AMP GFCI receptacle</b>	120/240	6	30	10.51	6.00	3.00
<b>ACD53</b>	33777	<b>60 AMP Switchable W/15 AMP GFCI receptacle</b>	120/240	6	30	10.51	6.00	3.00



# AC Whips

## Non-Metallic



### Features

- Liquidtight
- 240 Volt
- Single phase A/C seal proof power whip
- Assembled with all UL components
- Available in 1/2" and 3/4" conduit size
- 4' and 6' lengths, designed for easy installation
- Resists corrosion, oil, water, outdoor, and sunlight damage

### Applications

- Connection between outside air conditioning unit and electrical power source; typically used to connect compressor to AC disconnect box

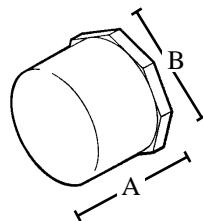
### Standard Material

- Non-metallic

Catalog Number	UPC	Connectors	Conduit Size	Wire Type	Wires	Ship Case	Weight/Case	Length	Wire Size	Reducing Washer
<b>ACW10</b>	33782	<b>1/2" ST. 1/2" 90°</b>	1/2"	#10 Gauge Stranded THNN	1-Black, 1-Red, 1-Green	12	400	4	#10	1/2 X 3/4
<b>ACW11</b>	33783	<b>1/2" ST. 1/2" 90°</b>	1/2"	#10 Gauge Stranded THNN	1-Black, 1-Red, 1-Green	12	400	6	#10	1/2 X 3/4
<b>ACW12</b>	33778	<b>3/4" ST. 3/4" 90°</b>	3/4"	#8 Gauge Stranded THNN	1-Black, 1-Red, 1-Green	12	400	4	#8	3/4 X 1
<b>ACW13</b>	33779	<b>3/4" ST. 3/4" 90°</b>	3/4"	#8 Gauge Stranded THNN	1-Black, 1-Red, 1-Green	12	400	6	#8	3/4 X 1
<b>ACW1412</b>	85015	<b>1/2" ST. 1/2" 90°</b>	1/2"	#12 Solid	2-Black, 1-Green	24	17	4	#12	1/2 X 3/4
<b>ACW1612</b>	85014	<b>1/2" ST. 1/2" 90°</b>	1/2"	#12 Solid	2-Black, 1-Green	24	13	6	#12	1/2 X 3/4
<b>ACW16124W</b>	85016	<b>1/2" ST. 1/2" 90°</b>	1/2"	#12 Solid 4 Wire	1-Black, 1-Red, 1-Green, 1-White	24	13	6	#12	1/2 X 3/4

All AC Whips include conduit, I-NM straight and I-NM 90° fitting and reducing washer.  
All wire leads are 1 foot lead wire length at each end.

## End Caps



### Features

- High tensile and impact strength
- Easy to install slip fit

### Applications

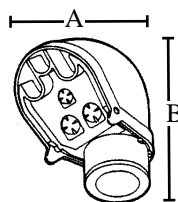
- Cap off pipe openings; allows access for future expansions or service
- Capping provides a finished look and inhibits damage from moisture and other elements

### Standard Material

- PVC

Catalog Number	UPC	Size	Ship Case	Weight/Case	A	B
<b>1081</b>	23407	<b>1/2"</b>	100	2	1.00	1.0625
<b>1082</b>	23091	<b>3/4"</b>	100	4	1.25	1.3125
<b>1083</b>	23092	<b>1"</b>	50	4	1.4375	1.625
<b>1084</b>	23093	<b>1-1/4"</b>	25	2	1.50	2.00
<b>1085</b>	23094	<b>1-1/2"</b>	25	3	1.625	2.25
<b>1086</b>	23095	<b>2"</b>	50	8	1.75	2.75
<b>1087</b>	23096	<b>2-1/2"</b>	25	7	2.125	3.50
<b>1088</b>	23097	<b>3"</b>	25	13	2.25	4.00
<b>1089</b>	23098	<b>3-1/2"</b>	25	15	2.3125	4.625
<b>1090</b>	23099	<b>4"</b>	25	19	2.50	5.0625
<b>1090A</b>	23102	<b>5"</b>	25	12	2.50	6.125
<b>1090B</b>	23101	<b>6"</b>	10	19	3.3125	7.25

## Service Entrance Caps



### Features

- High tensile and impact strength
- Weather resistant

### Applications

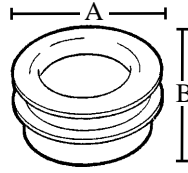
- Installed on a vertical conduit, usually outdoors, to receive open wires from an electrical service line
- Sometimes called a weather head, it prevents rainwater from entering the conduit

### Standard Material

- PVC

Catalog Number	UPC	Size	Ship Case	Weight/Case	A	B
<b>1111</b>	23104	<b>1/2"</b>	10	2	3.00	3.00
<b>1112</b>	23105	<b>3/4"</b>	10	2	3.00	3.00
<b>1113</b>	23106	<b>1"</b>	20	4	3.50	3.50
<b>1114</b>	23107	<b>1-1/4"</b>	20	10	5.25	4.25
<b>1115</b>	23108	<b>1-1/2"</b>	20	20	6.75	5.75
<b>1116</b>	23109	<b>2"</b>	5	5	6.75	5.75
<b>1117</b>	23408	<b>2-1/2"</b>	5	21	14.00	9.00
<b>1118</b>	23111	<b>3"</b>	5	19	14.00	9.00
<b>1119</b>	23112	<b>3-1/2"</b>	5	42	---	---
<b>1120</b>	23113	<b>4"</b>	1	14	17.00	13.50

# End Bells



### Features

- High tensile and impact strength
- Protects wiring being pulled through the vault wall

### Applications

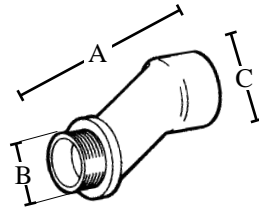
- Used in concrete vault walls to provide a smooth, safe entrance to the conduit outside

### Standard Material

- PVC

Catalog Number	UPC	Size	Ship Case	Weight/Case	A	B
1121	23409	1/2"	100	2	1.25	.75
1122	23131	3/4"	100	3	1.50	1.00
1123	23132	1"	50	2	1.75	1.25
1124	23133	1-1/4"	50	4	2.125	1.3125
1125	23134	1-1/2"	50	5	2.50	1.5625
1126	23135	2"	40	5	2.8125	1.5625
1127	23436	2-1/2"	30	6	3.375	1.875
1128	23137	3"	50	19	4.125	2.0625
1129	23138	3-1/2"	50	13	4.625	2.25
1130	23139	4"	50	17	5.125	2.375
1130A	23372	5"	25	20	6.375	2.4375
1130B	23373	6"	15	18	7.375	2.875

# Meter Offset



### Features

- High tensile and impact strength
- An offset is needed to move the path of the conduit away from a wall into the holes of an electrical meter box

### Applications

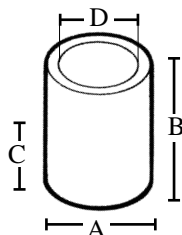
- Use to connect a conduit to a meter box

### Standard Material

- PVC

Catalog Number	UPC	Size	Ship Case	Weight/Case	A	B	C
1094	23116	1-1/4"	15	3	3.50	1.625	2.00
1096	23117	2"	8	2	3.50	2.3125	2.1875

# Couplings



### Features

- The fitting consist of two female ends with a center stop
- Both pieces of pipe should seat at the stop for proper positioning

### Applications

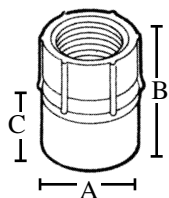
- A connector used to join lengths of conduit pipe

### Standard Material

- PVC

Catalog Number	UPC	Size	Ship Case	Weight/Case	A	B	C	D
1011	23001	1/2"	200	6	1.0625	1.50	.625	.875
1012	23002	3/4"	125	6	1.3125	1.5625	.625	1.062
1013	23003	1"	70	6	1.625	2.00	1.00	1.3125
1014	23004	1-1/4"	40	5	2.00	2.125	1.00	1.6875
1015	23005	1-1/2"	30	5	2.25	2.375	1.125	1.9375
1016	23006	2"	40	5	2.6875	2.4375	1.25	2.375
1017	23007	2-1/2"	20	8	3.25	3.50	1.75	2.875
1018	23008	3"	40	25	4.00	3.875	1.8125	3.50
1019	23009	3-1/2"	30	23	4.125	4.00	1.9375	4.00
1020	23401	4"	20	20	5.00	4.1875	2.00	4.50
1020A	23011	5"	10	15	6.125	5.375	2.50	5.625
1020B	23012	6"	8	19	7.25	6.375	3.00	6.625

# Female Adapters



### Features

- The fitting consists of two female ends, one end is threaded and the other is solvent weld
- Both ends fit the same diameter conduit

### Applications

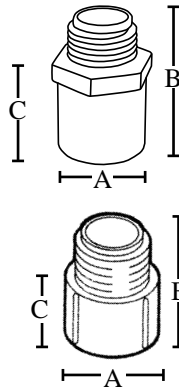
- A connector often used to transition threaded metal conduit to PVC conduit
- Can also be used to join PVC to PVC

### Standard Material

- PVC

Catalog Number	UPC	Size	Ship Case	Weight/Case	A	B	C
1021	23013	1/2"	200	6	1.00	1.4375	.6875
1022	23014	3/4"	125	6	1.25	1.625	.6875
1023	23015	1"	70	5	1.5625	1.875	.8750
1024	23016	1-1/4"	40	5	2.00	1.9375	.9375
1025	23017	1-1/2"	30	4	2.25	2.125	.9375
1026	23018	2"	40	7	2.6875	2.125	.9375
1027	23019	2-1/2"	20	7	3.3125	3.00	1.3125
1028	23402	3"	40	22	4.00	3.0625	1.25
1029	23021	3-1/2"	30	18	4.50	3.00	1.1875
1030	23022	4"	20	16	5.00	3.25	1.375
1030A	23023	5"	10	13	7.25	4.375	1.625
1030B	23024	6"	8	15	9.3125	7.00	2.25

# Terminal Adapters



### Features

- The fitting consists of one solvent weld female end and one threaded male end
- Both ends will fit the same diameter conduit

### Applications

- A connector used to transition from plain end PVC conduit to a threaded metal or PVC female bell
- Can also be used to connect PVC conduit to a box or other threaded body with the use of a locknut (sold separately)

### Standard Material

- PVC

Catalog Number	UPC	Size	Ship Case	Weight/Case	A	B	C
<b>1031</b>	23025	<b>1/2"</b>	200	6	1.0625	1.6875	1.125
<b>1032</b>	23026	<b>3/4"</b>	125	6	1.25	1.75	1.1875
<b>1033</b>	23027	<b>1"</b>	70	5	2.1875	1.625	1.50
<b>1034</b>	23028	<b>1-1/4"</b>	40	4	2.00	2.125	1.3125
<b>1035</b>	23029	<b>1-1/2"</b>	30	3	2.00	2.0625	1.3125
<b>1036</b>	23403	<b>2"</b>	40	6	2.6875	2.1875	1.375
<b>1037</b>	23031	<b>2-1/2"</b>	20	7	3.3125	2.875	2.00
<b>1038</b>	23032	<b>3"</b>	40	18	3.9375	3.00	2.1875
<b>1039</b>	23033	<b>3-1/2"</b>	30	18	4.50	3.1875	2.5625
<b>1040</b>	23034	<b>4"</b>	20	15	5.00	3.4375	2.5625
<b>1040A</b>	23035	<b>5"</b>	10	14	6.25	4.75	3.00
<b>1040B</b>	23036	<b>6"</b>	8	10	7.3125	4.9375	2.6875

# Poly Plugs



### Features

- High tensile and impact strength
- Creates tight seal

### Applications

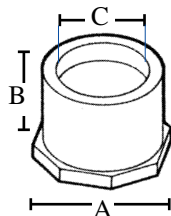
- Use threaded male end to close end of fitting; allows flexibility for future expansion or configuration changes

### Standard Material

- PVC

Catalog Number	UPC	Size	Ship Case	Weight/Case
<b>1206</b>	23142	<b>2"</b>	70	6
<b>1207</b>	23143	<b>3"</b>	70	10
<b>1208</b>	23144	<b>4"</b>	90	20
<b>1208A</b>	23145	<b>5"</b>	45	15
<b>1208B</b>	23146	<b>6"</b>	30	10

# Reducers



### Features

- Male and female elements of the bushing are solvent weld
- Flush style; suitable for underground use

### Applications

- A bushing designed to fit into a bell end or female fitting to reduce from one diameter to the next smaller conduit diameter

### Standard Material

- PVC

Catalog Number	UPC	Size	Ship Case	Weight/Case	A	B	C
<b>1132</b>	23081	<b>3/4" X 1/2"</b>	100	2	1.050	1.00	.852
<b>1133</b>	23082	<b>1" X 3/4"</b>	100	4	1.315	1.18	1.064
<b>1134</b>	23083	<b>1-1/4" X 1"</b>	50	4	1.660	1.42	1.330
<b>1135</b>	23084	<b>1-1/2" X 1-1/4"</b>	50	4	1.900	1.37	1.677
<b>1136</b>	23085	<b>2" X 1-1/2"</b>	25	5	2.375	1.60	1.918
<b>1137</b>	23086	<b>2-1/2" X 2"</b>	25	7	2.875	1.90	2.393
<b>1138</b>	23087	<b>3" X 2-1/2"</b>	25	10	3.50	2.25	2.890
<b>1139</b>	23088	<b>4" X 3"</b>	20	11	4.50	2.60	3.515
<b>1140</b>	23089	<b>4" X 3-1/2"</b>	20	9	4.50	2.60	4.015

# Box Adapters



### Features

- Easy installation – the cylinder end protrudes through a hole in the box wall and is solvent welded to a female fitting on the exterior of a box or enclosure

### Applications

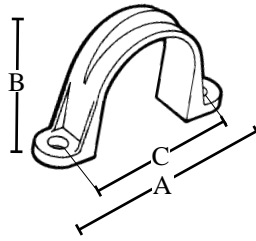
- Adapter can be used with the hub inside a box or enclosure

### Standard Material

- PVC

Catalog Number	UPC	Size	Ship Case	Weight/Case
<b>1211</b>	23025	<b>1/2"</b>	100	2
<b>1212</b>	23026	<b>3/4"</b>	100	2
<b>1213</b>	23027	<b>1"</b>	100	4
<b>1214</b>	23028	<b>1-1/4"</b>	50	3
<b>1215</b>	23029	<b>1-1/2"</b>	50	3
<b>1216</b>	23030	<b>2"</b>	25	3
<b>1217</b>	23403	<b>2-1/2"</b>	10	2
<b>1218</b>	23032	<b>3"</b>	10	3
<b>1219</b>	23033	<b>3-1/2"</b>	10	4
<b>1220</b>	23034	<b>4"</b>	10	4

# Two Hole Pipe Straps



### Features

- Two hole construction enables greater load bearing capacity
- Holes in the feet of the strap for mounting with screws or nails

### Applications

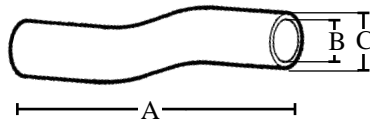
- A U-shaped conduit support device used to anchor conduit to interior or exterior surfaces
- Designed to handle the extra thickness of PVC conduit systems

### Standard Material

- PVC

Catalog Number	UPC	Size	Ship Case	Weight/Case	A	B	C
1061	23063	1/2"	300	2	2.1875	1.00	1.6875
1062	23064	3/4"	200	2	2.50	1.25	2.00
1063	23065	1"	200	2	2.8125	1.50	2.00
1064	23066	1-1/4"	200	3	3.125	1.8125	2.50
1065	23067	1-1/2"	200	4	3.375	2.125	2.6875
1066	23068	2"	200	6	4.00	2.5625	3.3125
1067	23069	2-1/2"	100	7	5.50	3.00	4.5625
1068	23406	3"	100	8	6.00	3.5625	5.125
1070	23071	4"	100	9	7.00	4.625	6.00

# PVC Offsets



### Features

- High tensile and impact strength
- Non-conductive; will not rust or corrode

### Applications

- Plain end section of conduit enables directional changes around obstacles and compensates for centerline differences in two conduit runs

### Standard Material

- PVC

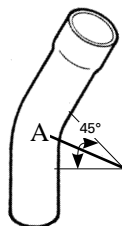
Catalog Number	UPC	Size	Ship Case	Weight/Case	A	B	C
1101	23118	1/2"	25	3	6.375	.625	.875
1102	23119	3/4"	25	3	6.375	.75	1.0625

Special radius sizes available by request



# 45° Bell End Elbows

## Schedule 40 PVC



Catalog Number	UPC	Size	Ship Case	Weight/Case	A Min. Radius
1251	23176	1/2"	50	5	4.00
1252	23177	3/4"	25	4	4.50
1253	23178	1"	25	7	5.75
1254	23179	1-1/4"	25	9	7.25
1255	23375	1-1/2"	20	11	8.25
1256	23181	2"	10	8	9.50
1257	23182	2-1/2"	20	30	10.50
1258	23183	3"	8	20	13.00
1259	23184	3-1/2"	5	15	15.00
1260	23185	4"	20	87	16.00
1260A	23186	5"	1	5	24.00
1260B	23187	6"	1	7	30.00

### Features

- A section of Schedule 40 PVC conduit which has been heated and bent to enable a 45° directional change in a conduit run
- A standard conduit bell is formed on one end while the other end is a spigot (plain) end
- Both ends are solvent weld

### Applications

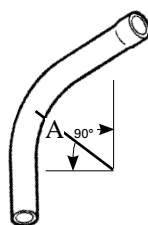
- Can be used above ground or buried; suitable for use in concrete encasement

### Standard Material

- Schedule 40 PVC

# 90° Bell End Elbows

## Schedule 40 PVC



Catalog Number	UPC	Size	Ship Case	Weight/Case	A Min. Radius
1241	23164	1/2"	50	7	4.00
1242	23165	3/4"	35	8	4.50
1243	23166	1"	20	8	5.75
1244	23167	1-1/4"	30	20	7.25
1245	23168	1-1/2"	30	25	8.25
1246	23169	2"	15	27	9.50
1247	23174	2-1/2"	18	41	10.50
1248	23171	3"	14	56	13.00
1249	23172	3-1/2"	12	64	15.00
1250	23173	4"	10	70	16.00
1250A	23174	5"	1	8	24.00
1250B	23175	6"	1	9	30.00

### Features

- A section of Schedule 40 PVC conduit which has been heated and bent to enable a 90° directional change in a conduit run
- A standard conduit bell is formed on one end while the other end is a spigot (plain) end
- Both ends are solvent weld

### Applications

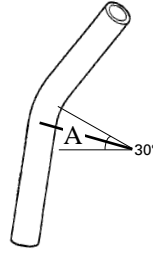
- Can be used above ground or buried; suitable for use in concrete encasement

### Standard Material

- Schedule 40 PVC

# 30° Plain End Elbows

## Schedule 40 PVC



### Features

- A section of Schedule 40 PVC conduit which has been heated and bent to enable a 30° directional change in a conduit run
- Both ends of the bend are spigot (plain) end
- Both ends are solvent weld

### Applications

- Can be used above ground or buried; suitable for use in concrete encasement

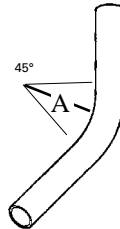
### Standard Material

- Schedule 40 PVC

Catalog Number	UPC	Size	Ship Case	Weight/Case	A Min. Radius
1261	23188	1/2"	50	6	4.00
1262	23189	3/4"	25	3	4.50
1263	23376	1"	20	4	5.75
1264	23191	1-1/4"	25	7	7.25
1265	23192	1-1/2"	20	9	8.25
1266	23193	2"	10	6	9.50
1267	23194	2-1/2"	20	24	10.50
1268	23195	3"	8	15	13.00
1269	23196	3-1/2"	5	26	15.00
1270	23197	4"	20	76	16.00
1270A	23198	5"	30	131	24.00
1270B	23199	6"	25	92	30.00

# 45° Plain End Elbows

## Schedule 40 PVC



### Features

- Both ends of the bend are spigot (plain) end
- Both ends are solvent weld

### Applications

- Can be used above ground or buried; suitable for use in concrete encasement

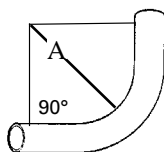
### Standard Material

- Schedule 40 PVC

Catalog Number	UPC	Size	Ship Case	Weight/Case	A Min. Radius
1051	23051	1/2"	50	5	4.00
1052	23052	3/4"	25	4	4.50
1053	23053	1"	20	5	5.75
1054	23054	1-1/4"	25	10	7.25
1055	23055	1-1/2"	20	11	8.25
1056	23056	2"	10	8	9.50
1057	23057	2-1/2"	20	30	10.50
1058	23058	3"	8	19	13.00
1059	23059	3-1/2"	5	16	15.00
1060	23405	4"	20	86	16.00
1060A	23061	5"	1	7	24.00
1060B	23062	6"	1	10	30.00

# 90° Plain End Elbows

## Schedule 40 PVC



### Features

- Longer radius than "standard" UL elbows
- Both ends of the bend are spigot (plain) end
- Both ends are solvent weld

### Applications

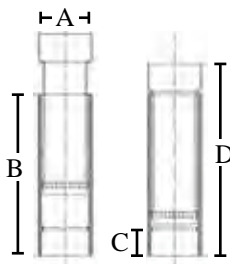
- Can be used above ground or buried; suitable for use in concrete encasement

### Standard Material

- Schedule 40 PVC

Catalog Number	UPC	Size	Ship Case	Weight/Case	A Min. Radius
1041	23038	1/2"	50	8	4.00
1042	23039	3/4"	35	8	4.50
1043	23404	1"	20	8	5.75
1044	23041	1-1/4"	30	20	7.25
1045	23042	1-1/2"	30	25	8.25
1046	23043	2"	15	20	9.50
1047	23044	2-1/2"	18	44	10.50
1048	23045	3"	14	52	13.00
1049	23046	3-1/2"	12	60	15.00
1050	23047	4"	10	68	16.00
1050A	23048	5"	30	376	24.00
1050B	23049	6"	25	469	30.00

# Two Piece Expansion Couplings



### Features

- Meets NEMA TC 3 Requirements
- Seal is watertight

### Applications

- For use with Schedule 40 & Schedule 80 PVC conduit
- Compensates for temperature related length changes in exposed applications

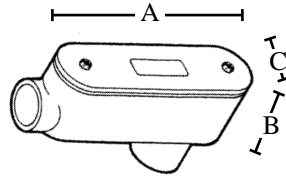
### Standard Material

- PVC

Catalog Number	UPC	Size	Ship Case	Weight/Case	A	B	C	D
1071	23152	1/2"	25	9	.875	7.0	.6875	8.125
1072	23153	3/4"	10	4	1.0625	7.0	.875	8.125
1073	23154	1"	10	5	1.3125	7.0625	1.0	8.375
1074	23155	1-1/4"	5	4	1.6875	7.625	1.0	9.0
1075	23156	1-1/2"	5	5	1.9375	7.5625	1.125	9.0
1076	23157	2"	25	33	2.375	7.6875	1.1875	9.25
1077	23158	2-1/2"	12	43	2.875	1'	1.875	1' & 2.9375
1078	23159	3"	12	39	3.50	1'	1.875	1' & 2.3125
1079	23373	3-1/2"	9	49	4	1' & .375	2.0	1' & 2.875
1080	23161	4"	6	29	4.50	1' & .3125	2.125	1' & 2.875

# Conduit Bodies

## LB Type



### Features

- Lightweight; enables easy installation in small areas
- Rectangular shaped conduit body with a removable cover
- One entrance hub at the opposite end in the back (floor)

### Applications

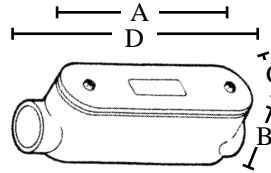
- Use for a change of direction of the conduit run with the back hub usually exiting through a wall

### Standard Material

- PVC
- Screws - Zinc plated steel

Catalog Number	UPC	Size	Ship Case	Weight/Case	A	B	C
1141	23377	1/2"	25	5	4.1875	1.4375	1.3125
1142	23201	3/4"	15	4	4.9375	1.625	1.50
1143	23202	1"	10	4	5.875	2.00	1.75
1144	23203	1-1/4"	10	8	7.5625	2.375	2.50
1145	23204	1-1/2"	10	9	8.5625	2.75	2.625
1146	23205	2"	5	8	9.8125	3.375	3.125
1147	23206	2-1/2"	5	24	1' 3"	4.5625	4.625
1148	23207	3"	5	25	1' 3.0625	4.5625	4.625
1149	23208	3-1/2"	4	26	1' 4.1875	5.50	5.625
1150	23209	4"	4	26	1' 4.1875	5.50	5.625

## C Type



### Features

- Rectangular shaped conduit body with a removable cover
- Conduit body contains two conduit hubs, one in each end wall

### Applications

- Use as a connector in straight line installations that allow access for wire pulling and limited wire splices as approved by the National Electrical Code (NEC)

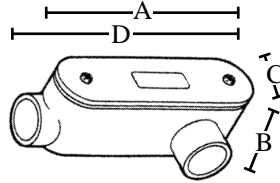
### Standard Material

- PVC
- Screws - Zinc plated steel

Catalog Number	UPC	Size	Ship Case	Weight/Case	A	B	C	D
1181	23384	1/2"	25	5	4.00	1.50	1.3125	4.625
1182	23241	3/4"	15	4	4.625	1.6875	1.50	5.375
1183	23242	1"	10	4	5.375	2.00	1.75	6.5625
1184	23243	1-1/4"	10	7	7.1875	2.50	2.50	8.1875
1185	23244	1-1/2"	10	10	8.00	2.8125	2.625	9.25
1186	23245	2"	5	8	9.50	3.375	3.125	10.375
1187	23246	2-1/2"	5	22	1' .875	4.625	4.625	1' 7.00
1188	23247	3"	5	26	1' .875	4.625	4.625	1' 7.00
1189	23248	3-1/2"	4	15	1' 1.75	5.5625	5.5625	1' 8.375
1190	23249	4"	4	30	1' 1.875	5.5625	5.5625	1' 8.1875

# Conduit Bodies

## LL Type



### Features

- Rectangular shaped conduit body with a removable cover
- Conduit body contains two conduit hubs
- Facing the cover side with the end wall hub pointing up, the second hub is in the left side wall at the opposite end of the fitting

### Applications

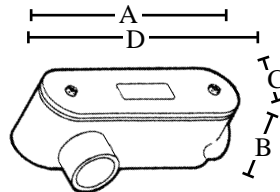
- Use for a 90° change of direction of the conduit run

### Standard Material

- PVC
- Screws - Zinc plated steel

Catalog Number	UPC	Size	Ship Case	Weight/Case	A	B	C	D
1151	23381	1/2"	25	5	4.25	1.4375	1.3125	4.00
1152	23211	3/4"	15	4	4.9375	1.625	1.50	4.625
1153	23212	1"	10	4	6.00	2.00	1.75	5.375
1154	23213	1-1/4"	10	8	7.625	2.4375	2.4375	7.1875
1155	23214	1-1/2"	10	10	8.5625	2.8125	2.625	8.00
1156	23215	2"	5	8	9.875	3.4375	3.0625	9.50
1157	23216	2-1/2"	5	25	1' 2.9375	4.625	4.625	1' .75
1158	23217	3"	5	27	1' 3.00	4.625	4.625	1' .8125
1159	23218	3-1/2"	4	30	1' 4.1875	5.50	5.625	1' .8125
1160	23219	4"	4	29	1' 3.9375	5.50	5.625	1' .8125

## LR Type



### Features

- Rectangular shaped conduit body with a removable cover
- Conduit body contains two conduit hubs
- Facing the cover side with the end wall hub pointing up, the second hub is in the right side wall at the opposite end of the fitting

### Applications

- Use for a 90° change of direction of the conduit run

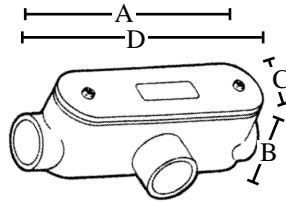
### Standard Material

- Rigid PVC
- Screws - Zinc plated steel

Catalog Number	UPC	Size	Ship Case	Weight/Case	A	B	C	D
1161	23382	1/2"	25	5	4.00	1.4375	1.3125	4.25
1162	23221	3/4"	15	4	4.625	1.625	1.50	4.9375
1163	23222	1"	10	4	5.375	2.00	1.75	6.00
1164	23223	1-1/4"	10	8	7.1875	2.4375	2.4375	7.625
1165	23224	1-1/2"	10	10	8.00	2.8125	2.625	8.5625
1166	23225	2"	5	8	9.50	3.4375	3.0625	9.875
1167	23226	2-1/2"	5	25	1' .75	4.625	4.625	1' 2.9375
1168	23227	3"	5	27	1' .8125	4.625	4.625	1' 3.00
1169	23228	3-1/2"	4	29	1' .8125	5.50	5.625	1' 3.9375
1170	23229	4"	4	30	1' .8125	5.50	5.625	1' 4.1875

# Conduit Bodies

## T Type



### Features

- Rectangular shaped conduit body with a removable cover
- Conduit body contains three conduit hubs, one in each end wall and one at 90° in the middle of the side wall

### Applications

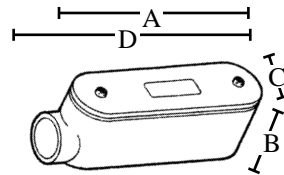
- Allows 3-way inline access in conduit systems

### Standard Material

- PVC
- Screws - Zinc plated steel

Catalog Number	UPC	Size	Ship Case	Weight/Case	A	B	C	D
1171	23383	1/2"	25	5	4.00	1.50	1.3125	4.625
1172	23231	3/4"	15	4	4.625	1.6875	1.50	5.375
1173	23232	1"	10	4	5.375	2.00	1.75	6.5625
1174	23233	1-1/4"	10	8	7.1875	2.50	2.50	8.1875
1175	23234	1-1/2"	10	10	8.00	2.8125	2.625	9.25
1176	23235	2"	5	8	9.50	3.375	3.125	10.375
1177	23236	2-1/2"	2	12	1' .875	4.625	4.625	1' 7.00
1178	23237	3"	2	7	1' .875	4.625	4.625	1' 7.00
1179	23238	3-1/2"	1	9	1' 1.75	5.5625	5.5625	1' 8.375
1180	23239	4"	1	9	1' 1.875	5.5625	5.5625	1' 8.1875

## E Type



### Features

- Rectangular shaped conduit body with a removable cover and one hub
- Conduit body contains one conduit hub for solvent cementing

### Applications

- Stackable to most oblong bodies without cutting into existing system
- Use as a terminator body at the end of a conduit run

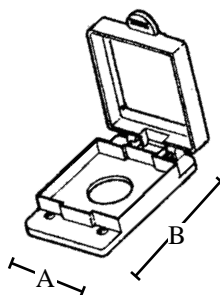
### Standard Material

- PVC
- Screws - Zinc plated steel

Catalog Number	UPC	Size	Ship Case	Weight/Case	A	B	C	D
1191	23385	1/2"	25	5	4.00	1.4375	1.3125	4.25
1192	23251	3/4"	15	4	4.625	1.625	1.50	4.9375
1193	23252	1"	10	4	5.375	2.00	1.75	6.00
1194	23253	1-1/4"	10	8	7.1875	2.4375	2.4375	7.625
1195	23254	1-1/2"	10	9	8.00	2.8125	2.625	8.5625
1196	23255	2"	5	8	9.50	3.4375	3.0625	9.875
1197	23256	2-1/2"	5	20	1' .75	4.625	4.625	1' 2.9375
1198	23257	3"	5	22	1' .8125	4.625	4.625	1' 3.00
1199	23258	3-1/2"	4	21	1' .8125	5.50	5.625	1' 4.1875
1199A	23259	4"	4	27	1' .8125	5.50	5.625	1' 3.9375

# Receptacle Cover

## Single



### Features

- Spring loaded lid; weather seal gasket
- Weatherproof cover when closed
- Cover must be matched to the capacity size of the receptacle

### Applications

- Fits a single receptacle; prevents damage from water and other elements

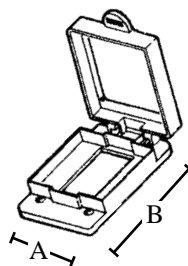
### Standard Material

- PVC

Catalog Number	UPC	Size	Hole Diameter	Ship Case	Weight/Case	A	B
1317	23316	15 AMP	1.375	10	3	2.8125	4.5625
1318	23317	20 AMP	1.625	10	3	2.8125	4.5625
1319	23318	30 AMP	1.722	10	3	2.8125	4.5625
1320	23319	50 AMP	2.187	10	3	2.8125	4.5625

# GFI Receptacle Cover

## Single



### Features

- Spring loaded lid; weather seal gasket
- Weatherproof cover when closed
- Cover must be matched to the capacity size of the receptacle

### Applications

- Fits a single gang FS type box and covers a standard ground fault interrupter receptacle

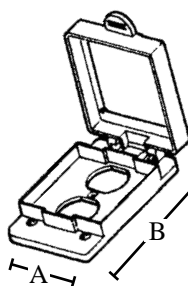
### Standard Material

- PVC

Catalog Number	UPC	Ship Case	Weight/Case	A	B
1321	23320	10	3	2.8125	4.5625

# Duplex Receptacle Cover

## Single



### Features

- Spring loaded lid; weather seal gasket
- Weatherproof cover when closed
- Cover must be matched to the capacity size of the receptacle

### Applications

- Fits a single gang FS type box and covers a standard ground fault interrupter receptacle

### Standard Material

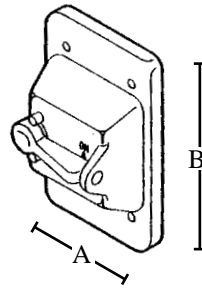
- PVC

Catalog Number	UPC	Ship Case	Weight/Case	A	B
1323	23322	10	3	2.8125	4.5625



# Toggle Switch Cover

## Single



### Features

- Weatherproof cover fits a single gang FS type box

### Applications

- Toggle arm operates a standard 115 volt single or double pole switch which is completely enclosed

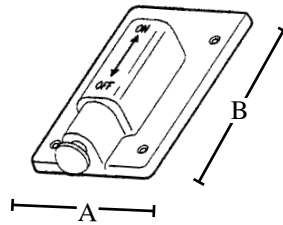
### Standard Material

- PVC

Catalog Number	UPC	Ship Case	Weight/Case	A	B
1316	23315	10	2	2.8125	4.5625

# Plunger Switch Cover

## Single



### Features

- Weatherproof cover fits a single gang FS type box

### Applications

- Plunger operates a standard single or double pole 115 volt switch which is completely enclosed

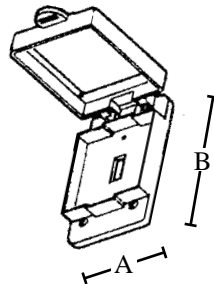
### Standard Material

- PVC

Catalog Number	UPC	Ship Case	Weight/Case	A	B
1326	23325	10	3	2.8125	4.5625

# Switch Cover

## Single



### Features

- Weatherproof cover when closed

### Applications

- Fits a single gang FS type box and covers a single or double pole standard 115 volt switch


### Standard Material

- PVC

Catalog Number	UPC	Ship Case	Weight/Case	A	B
1315	23314	10	3	2.8125	4.5625

# Blank Cover

## Single



Catalog Number	UPC	Ship Case	Weight/Case	A	B
<b>1313</b>	23393	50	6	2.875	4.5625

### Features

- Companion to Topaz single PVC boxes
- Rust proof; corrosion resistant

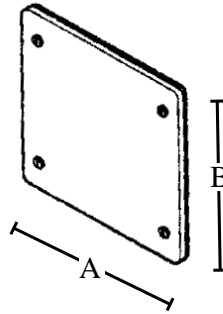
### Applications

- For use with a single gang FS type box

### Standard Material

- PVC

## Double



Catalog Number	UPC	Ship Case	Weight/Case	A	B
<b>1314</b>	23313	25	5	4.5625	4.5625

### Features

- Companion to Topaz double PVC boxes
- Rust proof; corrosion resistant

### Applications

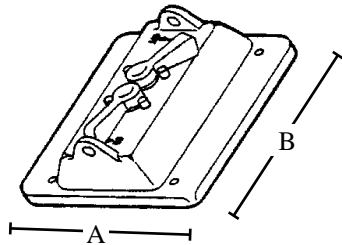
- For use with a double gang FS type box

### Standard Material

- PVC

# Double Toggle Switch Cover

## Double



### Features

- Weatherproof when closed
- Easy to access toggle arms operate the enclosed switches

### Applications

- Fits double gang FB box that encloses 2 single or double pole 115 volt standard switches

### Standard Material

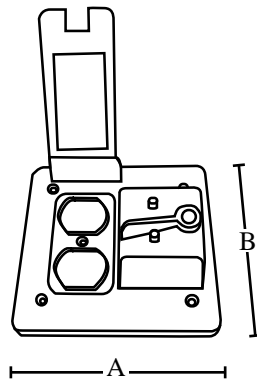
- PVC



Catalog Number	UPC	Ship Case	Weight/Case	A	B
1324	23323	10	3	4.5625	4.5625

# Duplex & Toggle Switch Cover

## Double



### Features

- Spring loaded lid; weather seal gasket
- Weatherproof cover when closed
- Cover must be matched to the capacity size of the receptacle

### Applications

- Fits a double gang FS type box and covers a standard ground fault interrupter receptacle
- Covers 1 single or double pole 115 volt switch & 1 standard 115 volt duplex receptacle

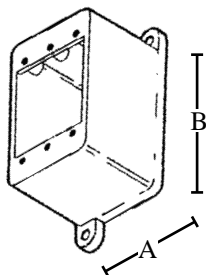
### Standard Material

- PVC



Catalog Number	UPC	Ship Case	Weight/Case	A	B
1325	23324	10	3	4.5625	4.5625

## FD Type Box Blank - Single



Catalog Number	UPC	Ship Case	Weight/Case	A	B
1281	23391	10	4	2.875	4.5625

### Features

- Mounting feet enable easy installation
- Accommodates standard covers and accessories

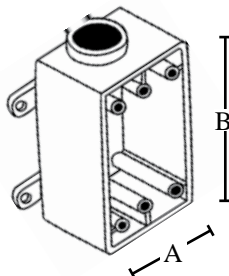
### Applications

- Commonly used for tele-communications applications
- Use for terminations where hub requirements vary

### Standard Material

- PVC

## FSE Type Boxes Single



Catalog Number	UPC	Size	Ship Case	Weight/Case	A	B
1282	23281	1/2"	10	5	2.875	4.5625
1283	23282	3/4"	10	5	2.875	4.5625
1284	23283	1"	10	4	2.875	4.5625

### Features

- Mounting feet enable easy installation
- Accommodates standard covers and accessories
- Surface mounted electrical box which has only one conduit entrance hub with no outlet hub

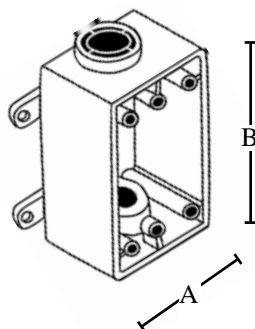
### Applications

- Use for dead end terminations

### Standard Material

- PVC

## FSC Type Boxes Single



Catalog Number	UPC	Size	Ship Case	Weight/Case	A	B
1288	23287	1/2"	10	5	2.875	4.5625
1289	23288	3/4"	10	5	2.875	4.5625
1290	23289	1"	10	5	2.875	4.5625

### Features

- Mounting feet enable easy installation
- Accommodates standard covers and accessories
- Surface mounted electrical box which has one conduit entrance hub in each of the two short walls of the box

### Applications

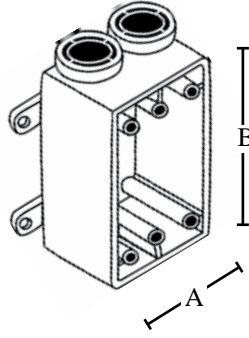
- Use for straight line conduit runs, splices and through terminations
- Uses single gang electrical device cover

### Standard Material

- PVC

# FSS Type Boxes

## Single



### Features

- Mounting feet enable easy installation
- Accommodates standard covers and accessories
- Surface mounted electrical box which has two conduit entrance hubs on one short wall of the box only

### Applications

- Use for straight line conduit runs, splices and for multiple dead end circuit terminations
- Ideal when additional support is required for stub ups
- Uses single gang electrical device cover

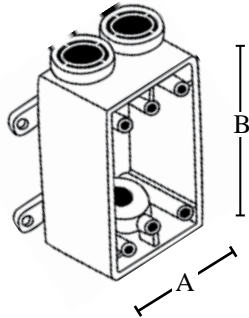
### Standard Material

- PVC

Catalog Number	UPC	Size	Ship Case	Weight/Case	A	B
1294	23293	1/2"	10	5	2.875	4.5625
1295	23294	3/4"	10	5	2.875	4.5625
1296	23295	1"	10	4	2.875	4.5625

# FSCC Type Boxes

## Single



### Features

- Mounting feet enable easy installation
- Accommodates standard covers and accessories
- Surface mounted electrical box that has two conduit entrance hubs in one wall of the box and one hub in the opposite wall

### Applications

- Use for straight line conduit runs, splices and multiple through terminations
- Ideal when additional support is required for stub ups
- Uses single gang electrical device cover

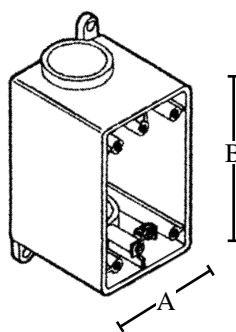
### Standard Material

- PVC

Catalog Number	UPC	Size	Ship Case	Weight/Case	A	B
1301	23299	1/2"	10	5	2.875	4.5625
1302	23300	3/4"	10	5	2.875	4.5625
1303	23301	1"	10	4	2.875	4.5625

## FDC Type Boxes

### Single



#### Features

- Surface mounted electrical box with grounding lug has one conduit entrance hub in each of the two short walls of the box

#### Applications

- Use for straight line conduit runs and splices
- Uses single gang electrical device cover

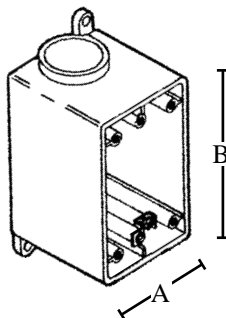
#### Standard Material

- PVC

Catalog Number	UPC	Size	Ship Case	Weight/Case	A	B
1307	23306	1/2"	10	6	2.875	4.5625
1308	23307	3/4"	10	6	2.875	4.5625
1309	23308	1"	10	5	2.875	4.5625

## FDS Type Boxes

### Single



#### Features

- Surface mounted electrical box with grounding lug has one conduit hub on short wall side

#### Applications

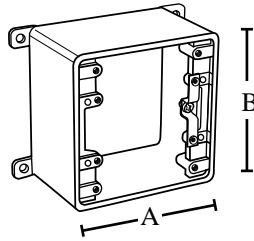
- Use for straight line conduit runs and splices
- Uses single gang electrical device cover

#### Standard Material

- PVC

Catalog Number	UPC	Size	Ship Case	Weight/Case	A	B
1310	23309	1/2"	10	4	2.875	4.5625
1311	23310	3/4"	10	6	2.875	4.5625
1312	23311	1"	10	5	2.875	4.5625

## FD Type Box Blank - Double



### Features

- Mounting feet enable easy installation
- Accommodates standard covers and accessories

### Applications

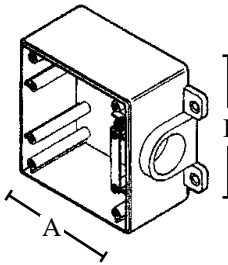
- Commonly used for telecommunications applications
- Use for terminations where hub requirements vary

### Standard Material

- PVC

Catalog Number	UPC	Ship Case	Weight/Case	A	B
1280	23279	10	8	4.5625	4.5625

## FSE Type Boxes Double



### Features

- Mounting feet enable easy installation
- Accommodates standard covers and accessories
- Surface mounted electrical box which has only one conduit entrance hub with no outlet hub

### Applications

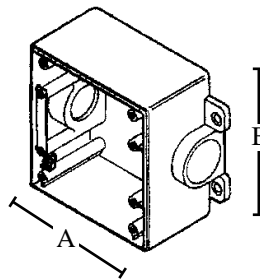
- Use for dead end terminations
- Uses double gang device covers covers

### Standard Material

- PVC

Catalog Number	UPC	Size	Ship Case	Weight/Case	A	B
1285	23284	1/2"	5	3	4.5625	4.5625
1286	23285	3/4"	5	3	4.5625	4.5625
1287	23286	1"	5	3	4.5625	4.5625

## FSC Type Boxes Double



### Features

- Mounting feet enable easy installation
- Accommodates standard covers and accessories
- Surface mounted electrical box which has one conduit entrance hub in each of the two opposite walls of the box

### Applications

- Use for straight line conduit runs, splices and through terminations
- Uses double gang electrical device cover

### Standard Material

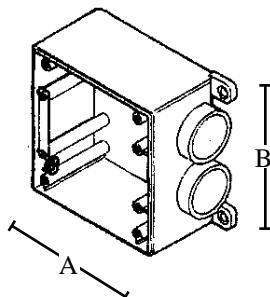
- PVC

Catalog Number	UPC	Size	Ship Case	Weight/Case	A	B
1291	23392	1/2"	5	4	4.5625	4.5625
1292	23291	3/4"	5	4	4.5625	4.5625
1293	23292	1"	5	3	4.5625	4.5625



# FSS Type Boxes

## Double



### Features

- Detachable mounting feet enable easy installation
- Accommodates standard covers and accessories
- Surface mounted electrical box which has two conduit entrance hubs on one wall of the box only

### Applications

- Use for straight line conduit runs, splices and for multiple dead end circuit terminations
- Ideal when additional support is required for stub ups
- Uses double gang electrical device cover

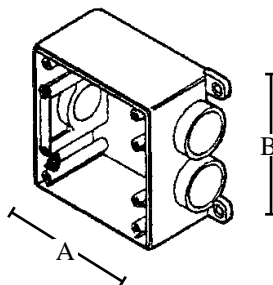
### Standard Material

- PVC

Catalog Number	UPC	Size	Ship Case	Weight/Case	A	B
1297	23296	1/2"	5	4	4.5625	4.5625
1298	23297	3/4"	5	3	4.5625	4.5625
1299	23298	1"	5	3	4.5625	4.5625

# FSCC Type Boxes

## Double



### Features

- Mounting feet enable easy installation
- Accommodates standard covers and accessories
- Surface mounted electrical box that has two conduit entrance hubs in one wall of the box and one hub in the opposite wall

### Applications

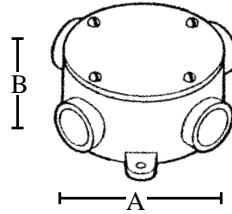
- Use for straight line conduit runs, splices and multiple through terminations
- Ideal when additional support is required for stub ups
- Uses double gang electrical device cover

### Standard Material

- PVC

Catalog Number	UPC	Size	Ship Case	Weight/Case	A	B
1304	23302	1/2"	5	4	4.5625	4.5625
1305	23303	3/4"	5	4	4.5625	4.5625
1306	23304	1"	5	3	4.5625	4.5625

# Round Junction Box



### Features

- NEMA 4/4x rated
- A 4" round enclosure with four entrance hubs which can be surface mounted to a wall or ceiling

### Applications

- Use to terminate a conduit run or join two to four conduits at a common point; allows space for wire splices
- Four screws secure a blank cover and gasket to the box

### Standard Material

- PVC
- Screws - Zinc plated steel

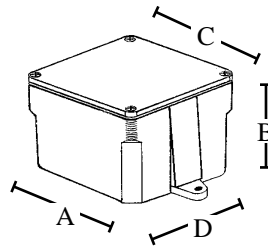
Catalog Number	UPC	Size	Ship Case	Weight/Case	A	B
1239	23275	1/2" & 3/4"	15	10	4.0625	1.875

# Junction Boxes

## NEMA 3 Rated



E364012



### Features

- NEMA 3 rated
- A surface mounted enclosure without entrance hubs which allows multiple conduits to be connected and wire splices made within

### Applications

- Appropriate round hole for conduit entrance must be cut
- Male adapters or box adapters may be used to secure conduit to the box
- May be concrete encased or buried (not warranted or listed to be watertight for all circumstances)

### Standard Material

- PVC
- Screws - Zinc plated steel

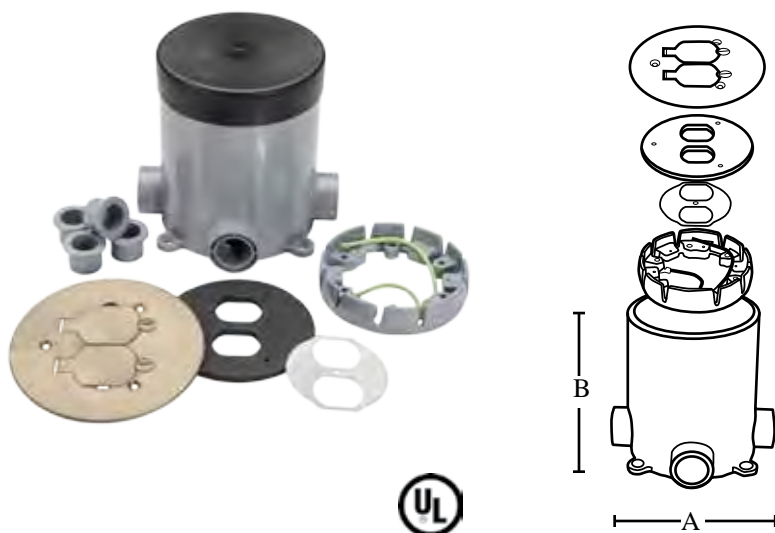
Catalog Number	UPC	Inside Dimension	Ship Case	Weight/Case	A	B	C	D
1221	23387	4" X 4" X 2"	10	7	4.375	2.375	4.375	4.375
1222	23261	4" X 4" X 4"	10	11	4.25	4.375	4.25	4.25
1223	23262	4" X 4" X 6"	10	15	4.25	6.3125	4.25	4.25
1224	23263	5" X 5" X 2"	10	9	5.25	2.3125	5.25	5.25
1225	23388	6" X 6" X 4"	10	23	6.375	4.375	6.75	6.375
1226	23265	6" X 6" X 6"	5	14	6.375	6.3125	6.6875	6.375
1227	23266	8" X 8" X 4"	5	18	8.50	4.50	8.875	8.50
1228	23267	8" X 8" X 6"	4	18	8.3125	6.4375	9.00	8.3125
1229	23268	8" X 8" X 7"	4	21	8.75	7.75	9.00	8.75
1230	23269	12" X 12" X 4"	2	14	12.50	4.4375	12.875	12.50
1231	23389	12" X 12" X 6"	2	18	12.375	6.50	12.875	12.375
1232	23271	16" X 14" X 6"	1	12	16.75	6.75	17.125 X 15.125	14.75
1233*	23272	24" X 18" X 8"	1	23	24.125	8.25	24.25 X 18.75	18.25
1234†	23273	24" X 24" X 8"	1	36	24.25	8.25	24.1875	24.25
1235†	23274	36" X 24" X 8"	1	34	24.25	8.25	24.25 X 36.25	36.25

\* UL listed with only a Type 1 NEMA rating

† Not UL listed

# Duplex Boxes & Cover

## Single



### Features

- Round, non-metallic PVC drop in box
- Bronze colored cover
- Includes reducers; corrosion resistant hardware

### Applications

- Combine power, data and communications in same box
- Easy trim out
- Accommodates concrete pours of different thickness

Catalog Number	UPC	Ship Case	Weight/Case	A	B
<b>1236</b>	23276	9	18	6.4375	6.00

Floor base box (4)-3/4" hubs, (4)-3/4"-1/2" reducers, level ring & pour cover

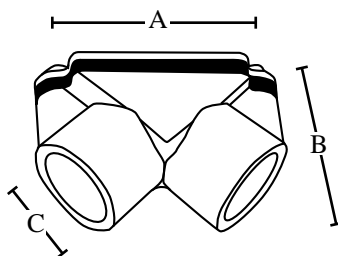
<b>1237</b>	23277	9	17	6.4375	6.00
-------------	-------	---	----	--------	------

Floor base box (2)-3/4" hubs, (2)-1" hubs (2)-3/4"-1/2" reducers, level ring & pour cover

<b>1238</b>	23278	10	3	---	---
-------------	-------	----	---	-----	-----

PVC-Duplex cover bronze

# Pull Elbows



### Features

- Meets NEMA TC 3 requirements

### Applications

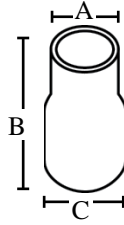
- Enables sharp 90° turns in conduit where wires must be continuously pulled around the turn
- Smooth, defect free interior ensures wires will not be damaged from abrasion
- Not used for wire splices

### Standard Material

- PVC
- Gasket - Closed cell rubber
- Screws - Zinc plated steel

Catalog Number	UPC	Size	Ship Case	Weight/Case	A	B	C
<b>1091</b>	23114	<b>1/2"</b>	75	7	2.125	1.50	.875
<b>1092</b>	23115	<b>3/4"</b>	50	6	2.50	1.625	1.0625

# Swedged Reducer



### Features

- Belled and spigot ends
- Durable, corrosion resistant construction

### Applications

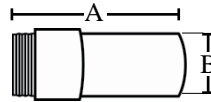
- Use to reduce diameter from one value to its next smaller conduit diameter
- Meets NEMA TC 3

### Standard Material

- PVC

Catalog Number	UPC	Size	Ship Case	Weight/Case	A	B	C
1480	82522	2-1/2" X 2"	20	20	2.375	6.625	2.890
1481	82523	3" X 2"	25	15	2.375	7.125	3.515
1482	82524	3" X 2-1/2"	25	23	2.875	7.50	3.515
1483	82525	4" X 3"	15	17	3.500	7.375	4.515
1484	82526	5" X 4"	8	20	4.500	11.625	5.593
1485	82527	6" X 5"	4	13	5.563	11.50	6.658

# Expansion Joint Meter Riser



### Features

- Slip fit
- Spigot and male ends

### Applications

- Expansion joint allow for temperature related expansions and contractions avoiding system damage

### Standard Material

- PVC

Catalog Number	UPC	Size	Ship Case	Weight/Case	A	B
1486	50106	2"	16	31	26.625	2.375
1487	50108	2-1/2"	12	51	23.6875	3.375
1488	50109	3"	12	46	24.00	4.00
1490	50110	4"	10	60	25.00	5.125

# Sealing Washer



### Features

- High tensile and impact strength
- Industrial grade

### Applications

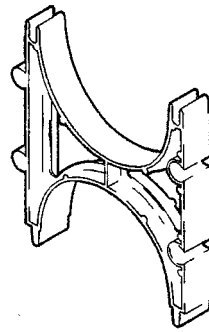
- Use with terminal adapters for concrete tight connection

### Standard Material

- PVC

Catalog Number	UPC	Size	Ship Case	Weight/Case
1371	23395	1/2"	150	2
1372	23363	3/4"	125	2
1373	23364	1"	100	2
1374	23365	1-1/4"	50	2
1375	23366	1-1/2"	25	2
1376	23367	2"	50	2

# Intermediate Spacers



### Features

- Resistant to extreme temperature fluctuations
- Available in 16 sizes
- Snap lock design for fast field assembly
- Stays firmly in place during fill
- Heavy duty strut evenly distributes load

### Applications

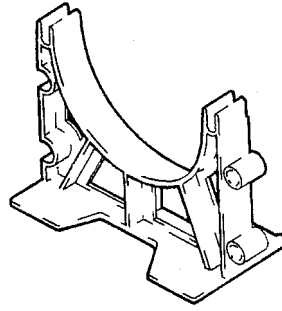
- Support duct arrays within trenching before encasement
- For use with Topaz Base Spacer

### Standard Material

- High impact polymers

Catalog Number	UPC	Pipe Size	Separation	Ship Case	Weight/Case
<b>1331</b>	23326	<b>4</b>	1"	200	46
<b>1332</b>	23327	<b>2</b>	1-1/2"	500	50
<b>1333</b>	23328	<b>3</b>	1-1/2"	250	35
<b>1334</b>	23329	<b>4</b>	1-1/2"	180	49
<b>1335</b>	23330	<b>5</b>	1-1/2"	140	35
<b>1336</b>	23331	<b>6</b>	1-1/2"	100	28
<b>1337</b>	23332	<b>2</b>	2"	325	36
<b>1338</b>	23333	<b>3</b>	2"	225	35
<b>1339</b>	23334	<b>4</b>	2"	160	37
<b>1340</b>	23335	<b>5</b>	2"	100	36
<b>1341</b>	23336	<b>6</b>	2"	100	31
<b>1342</b>	23337	<b>2</b>	3"	275	39
<b>1343</b>	23338	<b>3</b>	3"	160	30
<b>1344</b>	23339	<b>4</b>	3"	125	33
<b>1345</b>	23340	<b>5</b>	3"	90	28
<b>1346</b>	23341	<b>6</b>	3"	75	26

# Base Spacers



## Features

- Proven base plate design maintains consistent vertical separation between trench floor and first duct tier
- Two-piece interlock design eliminates banding
- Resistant to extreme temperature fluctuations
- Available in 16 sizes
- Snap lock design for fast field assembly
- Stays firmly in place during fill
- Heavy duty strut evenly distributes load

## Applications

- Support duct arrays within trenching before encasement
- For use with Topaz Intermediate Spacers

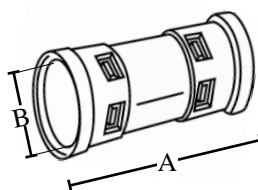
## Standard Material

- High impact polymers

Catalog Number	UPC	Pipe Size	Separation	Ship Case	Weight/Case
<b>1347</b>	23342	<b>4</b>	1"	250	50
<b>1348</b>	23343	<b>2</b>	1-1/2"	450	65
<b>1349</b>	23344	<b>3</b>	1-1/2"	250	48
<b>1350</b>	23345	<b>4</b>	1-1/2"	180	47
<b>1351</b>	23346	<b>5</b>	1-1/2"	140	43
<b>1352</b>	23347	<b>6</b>	1-1/2"	100	33
<b>1353</b>	23348	<b>2</b>	2"	325	48
<b>1354</b>	23349	<b>3</b>	2"	225	44
<b>1355</b>	23350	<b>4</b>	2"	180	47
<b>1356</b>	23351	<b>5</b>	2"	100	32
<b>1357</b>	23352	<b>6</b>	2"	100	34
<b>1358</b>	23353	<b>2</b>	3"	300	48
<b>1359</b>	23354	<b>3</b>	3"	190	41
<b>1360</b>	23355	<b>4</b>	3"	150	43
<b>1361</b>	23356	<b>5</b>	3"	90	30
<b>1362</b>	23357	<b>6</b>	3"	90	32

All base spacers give a three inch separation between the bottom row of ducts and the trench floor- with the exception of the 4" x 1" spacer which provides a 1-1/4" separation.

# ENT Couplings



Catalog Number	UPC	Size	Ship Case	Weight/ Case	A	B
1491	82528	1/2"	200	6	1.400	.860
1492	82529	3/4"	200	9	2.035	1.060
1493	82530	1"	100	6	2.350	1.330
1494	87187	1-1/4"	30	4	2.93	1.69
1495	87188	1-1/2"	30	3	2.495	1.93
1496	87189	2"	20	5	2.35	2.41

### Features

- Snap in
- Impact resistant
- Concrete tight, requiring no solvent welding or tape around the connections
- Rated for 175 lbs pull out resistance
- Approved for use in noncombustible 2 hour and 4 hour fire-rated floor/ceiling assemblies
- Meets all UL and CSA requirements

### Applications

- For use with Topaz ENT Flexible Conduit in residential, commercial or institutional applications

### Standard Material

- Impact resistant PVC

# ENT Stubby



Catalog Number	UPC	Size	Ship Case	Weight/ Case
1631	83804	1/2"	150	4
1632	83805	3/4"	150	7
1633	83806	1"	200	14

### Features

- Threaded
- Impact resistant
- Concrete tight, requiring no solvent welding or tape around the connections
- Rated for 175 lbs pull out resistance
- Approved for use in noncombustible 2 hour and 4 hour fire-rated floor/ceiling assemblies
- Meets all UL and CSA requirements

### Applications

- For use with Topaz ENT Flexible Conduit in residential, commercial or institutional applications

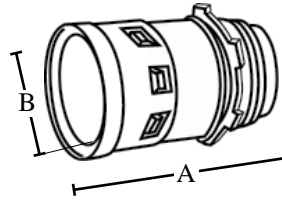
### Standard Material

- Impact resistant PVC



# ENT Terminal Adapters

## Threaded



### Features

- Threaded male end
- Requires no solvent cement for installation
- Impact resistant; rust proof

### Applications

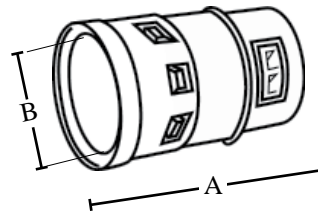
- Use to join tubing to ENT box or fitting
- For use with other ENT fittings that accept a male thread and locknut

### Standard Material

- Impact resistant PVC

Catalog Number	UPC	Size	Ship Case	Weight/Case	A	B
1511	82531	1/2"	200	6	1.045	.860
1512	82532	3/4"	200	9	1.105	1.060
1513	82533	1"	100	7	1.220	1.330
2514	87190	1-1/4"	30	3	2.19	1.69
2515	87191	1-1/2"	30	4	1.96	1.93
2516	87192	2"	20	5	1.89	2.40

## Snap-In



### Features

- Double snap
- Requires no solvent cement for installation
- Impact resistant; rust proof

### Applications

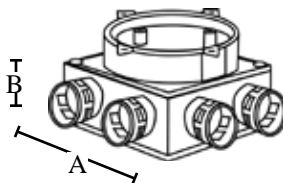
- For use with Topaz ENT Flexible Conduit in residential, commercial or institutional applications
- Male and female ends of coupling secure fitting to tubing

### Standard Material

- Impact resistant PVC

Catalog Number	UPC	Size	Ship Case	Weight/Case	A	B
1611	82534	1/2"	200	4	1.045	.860
1612	82535	3/4"	200	6	1.105	1.060
1613	82536	1"	100	5	1.220	1.330

# ENT Slab Box with Connectors



### Features

- Non-conductive, impact and corrosion resistant
- Concrete tight

### Applications

- Ideal for tough wall poured environments

### Standard Material

- PVC

Catalog Number	UPC	Knockouts	Ship Case	Weight/Case	A	B
<b>1636</b>	83800	<b>8 x 3/4"</b>	25	16	4.0	2.56
<b>1637</b>	83801	<b>4 x 1/2"/4 x 3/4"</b>	25	18	4.0	2.56

# Conduit Cement



### Features

- Cold weather formula for faster setting
- Medium body, medium set clear cement

### Applications

- For use on duct and conduit PVC pipe
- Secure, long lasting bonds
- Quick curing time

Catalog Number	UPC	Size	Ship Case	Weight/Case
<b>1327</b>	23358	1/2 Pint	24	15
<b>1328</b>	23359	Pint	12	12
<b>1329</b>	23360	Quart	12	27
<b>1329H</b>	23371	Quart - Heavy set	12	27
<b>1363</b>	83766	Pint - cold weather	12	12
<b>1364</b>	83767	Quart - cold weather	12	27

# PVC Primer/Cleaner



### Features

- Pint and quart sizes available
- Multi use primer and cleaner

### Applications

- Removes dirt, oils and other contaminants from the surface of PVC pipes to promote more secure solvent welds

Catalog Number	UPC	Size	Ship Case	Weight/Case
<b>1328P</b>	81877	Pint	12	12
<b>1329P</b>	81875	Quart	12	23

# ENT Conduit Coils

## Coil



Catalog Number	UPC	Size	Feet Per Coil	Feet Per Pack	Weight/ Case
<b>1621</b>	82537	<b>1/2"</b>	200	400	19
<b>1622</b>	82538	<b>3/4"</b>	100	200	13
<b>1623</b>	82539	<b>1"</b>	100	100	17

### Features

- UV rated
- Suitable for concrete encasement
- Pull resistant
- Fire resistant
- Impact resistant
- Flexible enough to be bent by hand, tough enough to withstand crushing and breaking

### Applications

- Can be installed and concealed in floors, walls and ceilings
- May be installed in exposed areas not subject to physical damage and where the building does not exceed three floors above grade

### Standard Material

- Heavy duty impact resistant PVC

## Reel



Catalog Number	UPC	Size	Feet Per Reel	Feet Per Pack	Weight/ Case
<b>1621R</b>	83682	<b>1/2"</b>	1500	1500	187
<b>1622R</b>	83680	<b>3/4"</b>	1000	1000	167
<b>1623R</b>	83681	<b>1"</b>	750	750	158
<b>1624R</b>	86971	<b>1-1/4"</b>	1000	1000	254
<b>1625R</b>	86849	<b>1-1/2"</b>	750	750	252
<b>1626R</b>	86973	<b>2"</b>	500	500	240

### Features

- UV rated
- Suitable for concrete encasement
- Pull resistant
- Fire resistant
- Impact resistant
- Flexible enough to be bent by hand, tough enough to withstand crushing and breaking

### Applications

- Can be installed and concealed in floors, walls and ceilings
- May be installed in exposed areas not subject to physical damage and where the building does not exceed three floors above grade

### Standard Material

- Heavy duty impact resistant PVC

# PVC Rigid Special Radius Elbows

## Schedule 40 PVC



### Features

- Cleanly finished with a plain spigot ends
- High tensile and impact strength

### Applications

- Enable connections between straight lengths of pipe; sizes available to accommodate almost any design configuration change

### Standard Material

- Schedule 40 PVC

Catalog Number	UPC	Size	Ship Case	Weight/Case
1377	50001	1x90x18	1	1
1378	50002	1x90x24	1	1
1379	50003	1x90x36	1	1
1380	50004	1x90x48	1	2
1381	50005	1x45x18	1	1
1382	50006	1x45x24	1	1
1383	50007	1x45x36	1	1
1384	50008	1x45x48	1	1
1385	50009	1x30x18	1	1
1386	50010	1x30x24	1	1
1387	50011	1x30x36	1	1
1388	50012	1x30x48	1	2
1389	50013	1-1/4x90x18	1	1
1390	50014	1-1/4x90x24	1	1
1391	50015	1-1/4x90x36	1	1
1392	50016	1-1/4x90x48	1	1
1393	50017	1-1/4x45x18	1	1
1394	50018	1-1/4x45x24	1	1
1395	50019	1-1/4x45x36	1	1
1396	50020	1-1/4x45x48	1	1
1397	50021	1-1/4x30x18	1	1
1398	50022	1-1/4x30x24	1	2
1399	50023	1-1/4x30x36	1	2
1400	50024	1-1/4x30x48	1	2
1401	50025	1-1/2x90x18	1	3
1402	50026	1-1/2x90x24	1	3
1403	50027	1-1/2x90x36	1	3
1404	50028	1-1/2x90x48	1	3
1405	50029	1-1/2x45x18	1	3
1406	50030	1-1/2x45x24	1	3
1407	50031	1-1/2x45x36	1	3
1408	50032	1-1/2x45x48	1	3
1409	50033	1-1/2x30x18	1	3
1410	50034	1-1/2x30x24	1	3
1411	50035	1-1/2x30x36	1	3
1412	50036	1-1/2x30x48	1	3

# PVC Rigid Special Radius Elbows **continued**

## Schedule 40 PVC



### Features

- Cleanly finished with a plain spigot ends
- High tensile and impact strength

### Applications

- Enable connections between straight lengths of pipe; sizes available to accommodate almost any design configuration change

### Standard Material

- Schedule 40 PVC

Catalog Number	UPC	Size	Ship Case	Weight/Case
1413	50037	2x90x18	1	1
1414	50038	2x90x24	1	1
1415	50039	2x90x36	1	2
1416	50040	2x90x48	1	2
1417	50041	2x45x18	1	2
1418	50042	2x45x24	1	2
1419	50043	2x45x36	1	2
1420	50044	2x45x48	1	2
1421	50045	2x30x18	1	2
1422	50046	2x30x24	1	2
1423	50047	2x30x36	1	3
1424	50048	2x30x48	1	3
1425	50049	2-1/2x90x18	1	4
1426	50050	2-1/2x90x24	1	4
1427	50051	2-1/2x90x36	1	5
1428	50052	2-1/2x90x48	1	5
1429	50053	2-1/2x45x18	1	7
1430	50054	2-1/2x45x24	1	1
1431	50055	2-1/2x45x36	1	2
1432	50056	2-1/2x45x48	1	2
1433	50057	2-1/2x30x18	1	2
1434	50058	2-1/2x30x24	1	1
1435	50059	2-1/2x30x36	1	3
1436	50060	2-1/2x30x48	1	1
1437	50061	3x90x18	1	2
1438	50062	3x90x24	1	1
1439	50063	3x90x36	1	2
1440	50064	3x90x48	1	2
1441	50065	3x45x18	1	4
1442	50066	3x45x24	1	5
1443	50067	3x45x36	1	6
1444	50068	3x45x48	1	7
1445	50069	3x30x18	1	8
1446	50070	3x30x24	1	8
1447	50071	3x30x36	1	9
1448	50072	3x30x48	1	9

# PVC Rigid Special Radius Elbows **continued**

## Schedule 40 PVC



### Features

- Cleanly finished with plain & spigot ends
- High tensile and impact strength

### Applications

- Enable connections between straight lengths of pipe; sizes available to accommodate almost any design configuration change

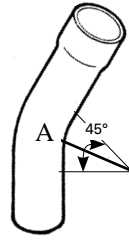
### Standard Material

- Schedule 40 PVC

Catalog Number	UPC	Size	Ship Case	Weight/ Case
1449	50073	3-1/2x90x24	1	4
1450	50074	3-1/2x90x36	1	4
1451	50075	3-1/2x90x48	1	2
1452	50076	3-1/2x45x24	1	5
1453	50077	3-1/2x45x36	1	3
1454	50078	3-1/2x45x48	1	4
1455	50079	3-1/2x30x24	1	5
1456	50080	3-1/2x30x36	1	6
1457	50081	3-1/2x30x48	1	8
1458	50082	4x90x24	1	9
1459	50083	4x90x36	1	12
1460	50084	4x90x48	1	11
1461	50085	4x45x24	1	15
1462	50086	4x45x36	1	3
1463	50087	4x45x48	1	4
1464	50088	4x30x24	1	5
1465	50089	4x30x36	1	7
1466	50090	4x30x48	1	3
1467	50091	5x90x36	1	3
1468	50092	5x90x48	1	4
1469	50093	5x45x36	1	4
1470	50094	5x45x48	1	7
1471	50095	5x30x36	1	11
1472	50096	5x30x48	1	11
1473	50097	6x90x36	1	5
1474	50098	6x90x48	1	5
1475	50099	6x45x36	1	5
1476	50100	6x45x48	1	6
1477	50101	6x30x36	1	6
1478	50102	6x30x48	1	6

# 45° Plain End Elbows

## Schedule 80 PVC



### Features

- Longer radius than "standard" UL elbows
- Both ends of the bend are spigot (plain) end
- Both ends are solvent weld

### Applications

- For indoor and outdoor use
- Can be used above ground or buried; suitable for concrete encasement

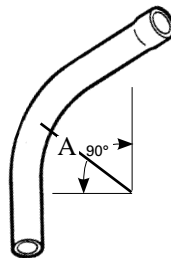
### Standard Material

- Schedule 80 PVC

Catalog Number	UPC	Size	Ship Case	Weight/Case	A Min. Radius
105180	86385	1/2"	50	7	4.00
105280	85413	3/4"	25	5	4.50
105380	86386	1"	25	9	5.750
105480	86387	1-1/4"	25	13	7.250
105580	86388	1-1/2"	25	18	8.250
105680	85383	2"	10	10	9.5
105780	85384	2-1/2"	20	39	10.5
105880	85385	3"	8	25	13.00
106080	86389	4"	20	115	16.00
1060A80	86390	5"	1	13	24.00
1060B80	83998	6"	1	16	30.00

# 90° Plain End Elbows

## Schedule 80 PVC



### Features

- Longer radius than "standard" UL elbows
- Both ends of the bend are spigot (plain) end
- Both ends are solvent weld

### Applications

- For indoor and outdoor use
- Can be used above ground or buried; suitable for concrete encasement

### Standard Material

- Schedule 80 PVC

Catalog Number	UPC	Size	Ship Case	Weight/Case	A Min. Radius
104180	85297	1/2"	50	9	4.00
104280	85298	3/4"	35	9	4.50
104380	85299	1"	20	12	5.750
104480	85300	1-1/4"	30	24	7.250
104580	85112	1-1/2"	1	28	8.250
104680	85301	2"	15	26	9.50
104780	85302	2-1/2"	18	57	10.50
104880	83689	3"	10	68	13.00
105080	85304	4"	10	92	16.00
1050A80	85415	5"	1	9	24.00
1050B80	85416	6"	1	11	30.00



# PVC Special Radius Elbows

## Schedule 80 PVC



Catalog Number	UPC	Size	Ship Case	Weight/ Case
<b>141480</b>	85046	<b>2 X90X24</b>	1	2
<b>141580</b>	85047	<b>2 X90X36</b>	1	2
<b>141680</b>	85048	<b>2 X90X48</b>	1	2
<b>143980</b>	85049	<b>3 X90X36</b>	1	4
<b>144080</b>	85050	<b>3 X90X48</b>	1	4
<b>145880</b>	85305	<b>4 X90X24</b>	1	6
<b>145980</b>	85051	<b>4 X90X36</b>	1	6
<b>146080</b>	85052	<b>4 X90X48</b>	1	7
<b>146780</b>	85053	<b>5 X90X36</b>	1	7
<b>146880</b>	85054	<b>5 X90X48</b>	1	7
<b>147380</b>	85055	<b>6 X90X36</b>	1	9

### Features

- High tensile and impact strength
- Resistant to damage from moisture and corrosive materials
- Industrial strength; superior weather resistant characteristics help rebuff elemental damage

### Applications

- For indoor, outdoor, above ground and direct burial applications

### Standard Material

- Schedule 80 PVC

# Universal Nipples

## Schedule 80 PVC



### Features

- Unique running thread design dispenses with need to carry multiple pipe and nipple sizes
- 3 versions are ideal for multiple applications

### Applications

- Eliminates need for grounding bushing and copper wire for grounding

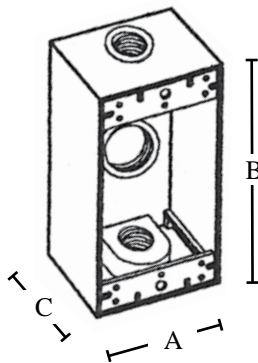
### Standard Material

- Schedule 80 PVC

Catalog Number	UPC	Size	Ship Case	Weight/Case
1694	83755	1-1/4" X 8"	25	9
1695	83756	1-1/2" X 8"	16	6
1696	83757	2" X 8"	32	7
1697	83758	2-1/2" X 8"	32	14
1704	83759	1-1/4" X 16"	25	18
1705	83760	1-1/2" X 16"	16	12
1706	83761	2" X 16"	25	11
1707	83762	2-1/2" X 16"	16	14
1708	83763	3" X 16"	8	11
1710	83764	4" X 16"	12	39
1684	83749	1-1/4" X 22"	12	8
1685	83750	1-1/2" X 22"	9	9
1686	83751	2" X 22"	25	34
1687	83752	2-1/2" X 22"	16	43
1688	83753	3" X 22"	16	58
1690	83754	4" X 22"	9	45

# Single Gang Boxes

## 3 Hole



UL\* Listed and 2011 NEC\*  
and NEMA\* 3R Compliant

### Features

- 18 cubic inch capacity
- 1/2", 3/4" or 1" knockouts
- Superior commercial quality die cast metal construction
- Boxes include closure plugs, grounding screws and mounting lugs
- Installation instructions included
- Gray, bronze and white

### Applications

- UL listed for wet locations
- For wall or pole mounting of outdoor outlets, switches or floodlights

### Standard Material

- Copper free aluminum

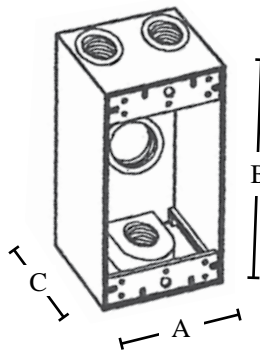
### Standard Finish

- Premium powder coat finish

Catalog Number	UPC	KO	Ship Case	Weight/Case	A	B	C
<b>WB1350</b>	81878	<b>1/2"</b>	25	15	2.81	4.56	2.00
<b>WB1350B*</b>	85572	<b>1/2"</b>	25	15	2.81	4.56	2.00
<b>WB1350W**</b>	86538	<b>1/2"</b>	25	15	2.81	4.56	2.00
<b>WB1375</b>	81879	<b>3/4"</b>	25	15	2.81	4.56	2.00
<b>WB1375B*</b>	86540	<b>3/4"</b>	25	15	2.81	4.56	2.00
<b>WB1375W**</b>	86539	<b>3/4"</b>	25	15	2.81	4.56	2.00
<b>WB13100</b>	83999	<b>1"</b>	25	13	2.81	4.56	2.00

\*Bronze \*\*White

## 4 Hole



UL\* Listed and 2011 NEC\*  
and NEMA\* 3R Compliant

### Features

- 18 cubic inch capacity
- 1/2" or 3/4" knockouts
- Superior commercial quality die cast metal construction
- Boxes include closure plugs, grounding screws and mounting lugs
- Installation instructions included
- Gray, bronze and white

### Applications

- UL listed for wet locations
- For wall or pole mounting of outdoor outlets, switches or floodlights

### Standard Material

- Copper free aluminum

### Standard Finish

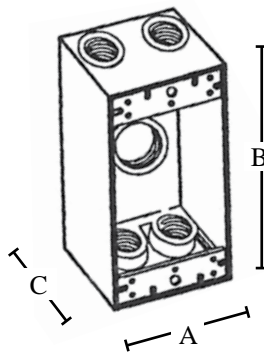
- Premium powder coat finish

Catalog Number	UPC	KO	Ship Case	Weight/Case	A	B	C
<b>WB1450</b>	81880	<b>1/2"</b>	25	14	2.81	4.56	2.00
<b>WB1450B*</b>	86542	<b>1/2"</b>	25	14	2.81	4.56	2.00
<b>WB1450W**</b>	86541	<b>1/2"</b>	25	14	2.81	4.56	2.00
<b>WB1475</b>	81881	<b>3/4"</b>	25	14	2.81	4.56	2.00

\*Bronze \*\*White

# Single Gang Boxes

## 5 Hole



UL\* Listed and 2011 NEC\*  
and NEMA\* 3R Compliant

### Features

- 18 cubic inch capacity
- 1/2", 3/4" or 1" knockouts
- Superior commercial quality die cast metal construction
- Boxes include closure plugs, grounding screws and mounting lugs
- Installation instructions included
- Gray

### Applications

- UL listed for wet locations
- For wall or pole mounting of outdoor outlets, switches or floodlights

### Standard Material

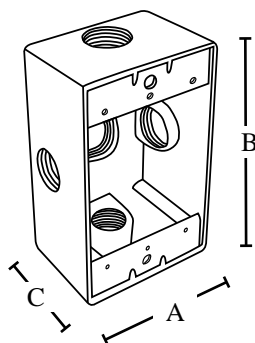
- Copper free aluminum

### Standard Finish

- Premium powder coat finish

Catalog Number	UPC	KO	Ship Case	Weight/Case	A	B	C
<b>WB1550</b>	81882	<b>1/2"</b>	25	13	2.81	4.56	2.00
<b>WB1575</b>	81883	<b>3/4"</b>	25	13	2.81	4.56	2.00
<b>WB15100</b>	84001	<b>1"</b>	20	13	2.81	4.56	2.00

# 5 Hole Side Opening



UL\* Listed and 2011 NEC\*  
and NEMA\* 3R Compliant

### Features

- 18 cubic inch capacity
- 1/2", 3/4" or 1" knockouts
- Superior commercial quality die cast metal construction
- Boxes include closure plugs, grounding screws and mounting lugs
- Installation instructions included
- Gray

### Applications

- UL listed for wet locations
- For wall or pole mounting of outdoor outlets, switches or floodlights

### Standard Material

- Copper free aluminum

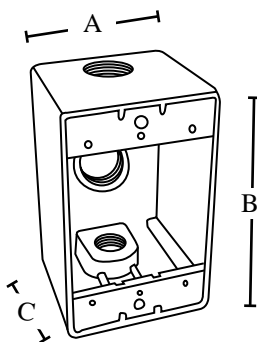
### Standard Finish

- Premium powder coat finish

Catalog Number	UPC	KO	Ship Case	Weight/Case	A	B	C
<b>WB1550X</b>	85258	<b>1/2"</b>	25	13	2.81	4.56	2.00
<b>WB1575X</b>	85259	<b>3/4"</b>	25	13	2.81	4.56	2.00
<b>WB15100X</b>	85260	<b>1"</b>	20	13	2.81	4.56	2.00

# Single Gang Boxes

## 3 Hole Deep



UL® Listed and 2011 NEC®  
and NEMA® 3R Compliant

### Features

- 28 cubic inch capacity
- 1/2", 3/4" or 1" knockouts
- Superior commercial quality die cast metal construction
- Boxes include closure plugs, grounding screws and mounting lugs
- Installation instructions included
- Gray, bronze and white

### Applications

- UL listed for wet locations
- For wall or pole mounting of outdoor outlets, switches or floodlights

### Standard Material

- Copper free aluminum

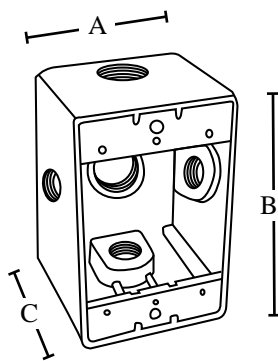
### Standard Finish

- Premium powder coat finish

Catalog Number	UPC	KO	Ship Case	Weight/ Case	A	B	C
<b>WDB1350</b>	85107	<b>1/2"</b>	20	16	2.81	4.56	2.62
<b>WDB1350B*</b>	86544	<b>1/2"</b>	20	16	2.81	4.56	2.62
<b>WDB1350W**</b>	86543	<b>1/2"</b>	20	16	2.81	4.56	2.62
<b>WDB1375</b>	85078	<b>3/4"</b>	20	16	2.81	4.56	2.62
<b>WDB1375B*</b>	86546	<b>3/4"</b>	20	16	2.81	4.56	2.62
<b>WDB1375W**</b>	86545	<b>3/4"</b>	20	16	2.81	4.56	2.62
<b>WDB13100</b>	85079	<b>1"</b>	20	16	2.81	4.56	2.62

\*Bronze \*\*White

# 5 Hole Deep Side Opening



UL® Listed and 2011 NEC®  
and NEMA® 3R Compliant

### Features

- 28 cubic inch capacity
- 1/2", 3/4" or 1" knockouts
- Superior commercial quality die cast metal construction
- Boxes include closure plugs, grounding screws and mounting lugs
- Installation instructions included
- Gray

### Applications

- UL listed for wet locations
- For wall or pole mounting of outdoor outlets, switches or floodlights

### Standard Material

- Copper free aluminum

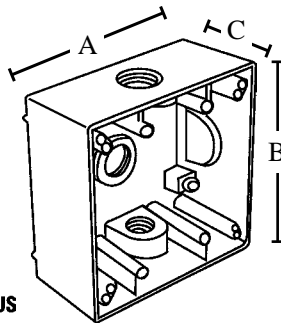
### Standard Finish

- Premium powder coat finish

Catalog Number	UPC	KO	Ship Case	Weight/ Case	A	B	C
<b>WDB1550X</b>	85080	<b>1/2"</b>	25	13	2.81	4.56	2.62
<b>WDB1575X</b>	85081	<b>3/4"</b>	25	13	2.81	4.56	2.62
<b>WDB15100X</b>	85082	<b>1"</b>	20	13	2.81	4.56	2.62

# Double Gang Boxes

## 3 Hole



UL\* Listed and 2011 NEC\* and NEMA\* 3R Compliant

### Features

- 31 cubic inch capacity
- 1/2", 3/4" or 1" knockouts
- Superior commercial quality die cast metal construction
- Boxes include closure plugs, grounding screws and mounting lugs
- Installation instructions included
- Gray, bronze and white

### Applications

- UL listed for wet locations
- For wall or pole mounting of outdoor outlets, switches or floodlights

### Standard Material

- Copper free aluminum

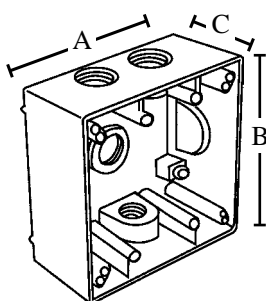
### Standard Finish

- Premium powder coat finish

Catalog Number	UPC	KO	Ship Case	Weight/ Case	A	B	C
<b>WB2350</b>	81884	<b>1/2"</b>	10	22	4.56	4.56	2.00
<b>WB2350B*</b>	86523	<b>1/2"</b>	10	22	4.56	4.56	2.00
<b>WB2350W**</b>	86522	<b>1/2"</b>	10	22	4.56	4.56	2.00
<b>WB2375</b>	81885	<b>3/4"</b>	10	22	4.56	4.56	2.00
<b>WB2375B*</b>	86525	<b>3/4"</b>	10	22	4.56	4.56	2.00
<b>WB2375W**</b>	86524	<b>3/4"</b>	10	22	4.56	4.56	2.00
<b>WB23100</b>	84002	<b>1"</b>	10	22	4.56	4.56	2.00

\*Bronze \*\*White

## 4 Hole



UL\* Listed and 2011 NEC\* and NEMA\* 3R Compliant

### Features

- 31 cubic inch capacity
- 1/2" or 3/4" knockouts
- Superior commercial quality die cast metal construction
- Boxes include closure plugs, grounding screws and mounting lugs
- Installation instructions included
- Gray

### Applications

- UL listed for wet locations
- For wall or pole mounting of outdoor outlets, switches or floodlights

### Standard Material

- Copper free aluminum

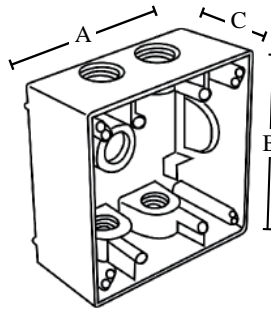
### Standard Finish

- Premium powder coat finish

Catalog Number	UPC	KO	Ship Case	Weight/ Case	A	B	C
<b>WB2450</b>	81886	<b>1/2"</b>	10	21	4.56	4.56	2.00
<b>WB2475</b>	81887	<b>3/4"</b>	10	21	4.56	4.56	2.00

# Double Gang Boxes

## 5 Hole



UL\* Listed and 2011 NEC\*  
and NEMA\* 3R Compliant

### Features

- 31 cubic inch capacity
- 1/2" or 3/4" knockouts
- Superior commercial quality die cast metal construction
- Boxes include closure plugs, grounding screws and mounting lugs
- Installation instructions included
- Gray

### Applications

- UL listed for wet locations
- For wall or pole mounting of outdoor outlets, switches or floodlights

### Standard Material

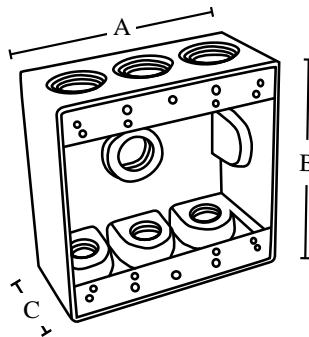
- Copper free aluminum

### Standard Finish

- Premium powder coat finish

Catalog Number	UPC	KO	Ship Case	Weight/Case	A	B	C
<b>WB2550</b>	81888	<b>1/2"</b>	10	20	4.56	4.56	2.00
<b>WB2575</b>	81889	<b>3/4"</b>	10	20	4.56	4.56	2.00

## 7 Hole



UL\* Listed and 2011 NEC\*  
and NEMA\* 3R Compliant

### Features

- 31 cubic inch capacity
- 1/2" or 3/4" knockouts
- Superior commercial quality die cast metal construction
- Boxes include closure plugs, grounding screws and mounting lugs
- Installation instructions included
- Gray

### Applications

- UL listed for wet locations
- For wall or pole mounting of outdoor outlets, switches or floodlights

### Standard Material

- Copper free aluminum

### Standard Finish

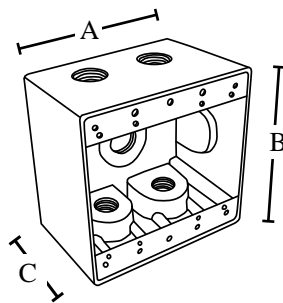
- Premium powder coat finish

Catalog Number	UPC	KO	Ship Case	Weight/Case	A	B	C
<b>WB2750</b>	85091	<b>1/2"</b>	10	20	4.56	4.56	2.00
<b>WB2775</b>	85092	<b>3/4"</b>	10	20	4.56	4.56	2.00



# Double Gang Boxes

## 5 Hole Deep



UL\* Listed and 2011 NEC\*  
and NEMA\* 3R Compliant

### Features

- 40 cubic inch capacity
- 1/2", 3/4" or 1" knockouts
- Superior commercial quality die cast metal construction
- Boxes include closure plugs, grounding screws and mounting lugs
- Installation instructions included
- Gray

### Applications

- UL listed for wet locations
- For wall or pole mounting of outdoor outlets, switches or floodlights

### Standard Material

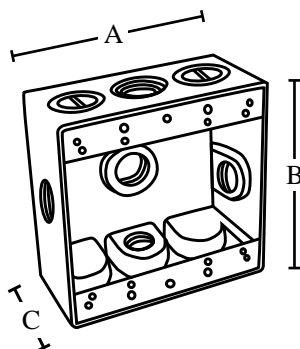
- Copper free aluminum

### Standard Finish

- Premium powder coat finish

Catalog Number	UPC	KO	Ship Case	Weight/ Case	A	B	C
<b>WDB2550</b>	85086	<b>1/2"</b>	10	21	4.56	4.56	2.62
<b>WDB2575</b>	85087	<b>3/4"</b>	10	21	4.56	4.56	2.62
<b>WDB25100</b>	85088	<b>1"</b>	10	21	4.56	4.56	2.62

# 5 Hole Side Opening



UL\* Listed and 2011 NEC\*  
and NEMA\* 3R Compliant

### Features

- 31 cubic inch capacity
- 1/2", 3/4" or 1" knockouts
- Superior commercial quality die cast metal construction
- Boxes include closure plugs, grounding screws and mounting lugs
- Installation instructions included
- Gray

### Applications

- UL listed for wet locations
- For wall or pole mounting of outdoor outlets, switches or floodlights

### Standard Material

- Copper free aluminum

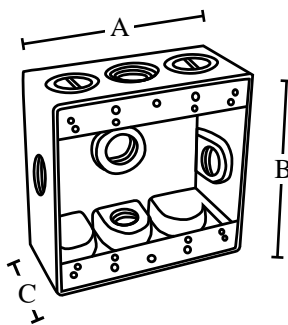
### Standard Finish

- Premium powder coat finish

Catalog Number	UPC	KO	Ship Case	Weight/ Case	A	B	C
<b>WB2550X</b>	85083	<b>1/2"</b>	10	20	4.56	4.56	2.00
<b>WB2575X</b>	85084	<b>3/4"</b>	10	20	4.56	4.56	2.00
<b>WB25100X</b>	85085	<b>1"</b>	10	20	4.56	4.56	2.00

# Double Gang Boxes

## 6 Hole Side Opening



### Features

- 31 cubic inch capacity
- 1/2" or 3/4" knockouts
- Superior commercial quality die cast metal construction
- Boxes include closure plugs, grounding screws and mounting lugs
- Installation instructions included
- Gray

### Applications

- UL listed for wet locations
- For wall or pole mounting of outdoor outlets, switches or floodlights

### Standard Material

- Copper free aluminum

### Standard Finish

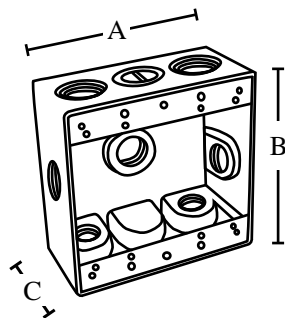
- Premium powder coat finish



UL\* Listed and 2011 NEC\* and NEMA\* 3R Compliant

Catalog Number	UPC	KO	Ship Case	Weight/Case	A	B	C
<b>WB2650X</b>	84089	<b>1/2"</b>	10	19	4.56	4.56	2.00
<b>WB2675X</b>	84090	<b>3/4"</b>	10	19	4.56	4.56	2.00

# 7 Hole Side Opening



### Features

- 31 cubic inch capacity
- 1/2" or 3/4" knockouts
- Superior commercial quality die cast metal construction
- Boxes include closure plugs, grounding screws and mounting lugs
- Installation instructions included
- Gray

### Applications

- UL listed for wet locations
- For wall or pole mounting of outdoor outlets, switches or floodlights

### Standard Material

- Copper free aluminum

### Standard Finish

- Premium powder coat finish

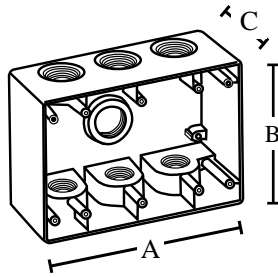


UL\* Listed and 2011 NEC\* and NEMA\* 3R Compliant

Catalog Number	UPC	KO	Ship Case	Weight/Case	A	B	C
<b>WB2750X</b>	84093	<b>1/2"</b>	10	19	4.56	4.56	2.00
<b>WB2775X</b>	84094	<b>3/4"</b>	10	19	4.56	4.56	2.00

# Triple Gang Boxes

## 7 Hole



UL® Listed and 2011 NEC®  
and NEMA® 3R Compliant

### Features

- 54 cubic inch capacity
- 1/2", 3/4" or 1" knockouts
- Superior commercial quality die cast metal construction
- Boxes include closure plugs, grounding screws and mounting lugs
- Installation instructions included
- Gray

### Applications

- UL listed for wet locations
- For wall or pole mounting of outdoor outlets, switches or floodlights

### Standard Material

- Copper free aluminum

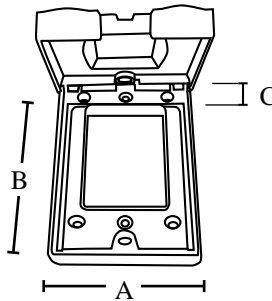
### Standard Finish

- Premium powder coat finish

Catalog Number	UPC	KO	Ship Case	Weight/Case	A	B	C
<b>WB3750</b>	86551	<b>1/2"</b>	5	11	6.374	4.56	2.625
<b>WB3775</b>	86552	<b>3/4"</b>	5	10	6.374	4.56	2.625
<b>WB37100</b>	86550	<b>1"</b>	5	9	6.374	4.56	2.625

# Single Gang Covers

## 10 in 1 Vertical & Horizontal Multi-Use Cover



UL\* Listed and 2011 NEC\* and NEMA\* 3R Compliant

### Features

- Aluminum cast cover with spring loaded lid
- Can be mounted vertically or horizontally
- Heavy duty die cast metal construction
- Weather seal gasket to block moisture
- Roomy interior provides space for switches
- Lockable
- Snap in configuration enables tool free installation
- Maximum corrosion resistant fabrication
- Gray, bronze and white

### Applications

- UL listed for wet locations
- For use with single gang outdoor device box

### Standard Material



- Cast aluminum

### Standard Finish

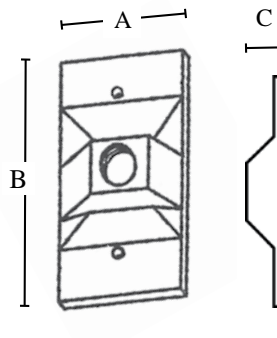
- Premium powder coat finish

Catalog Number	UPC	Ship Case	Weight/Case	A	B	C
WC1V12	86531	20	22	2.81	4.56	.551
WC1V12B*	86530	20	22	2.81	4.56	.551
WC1V12W*	86529	20	22	2.81	4.56	.551

\*Bronze \*\*White



## 1 or 3 Hole Rectangle



### Features

- 1 or 3 hole 1/2" knockouts
- Includes gasket and screws
- Fits FS device boxes
- Superior commercial quality die cast metal construction
- Installation instructions included
- Gray, bronze and white

### Applications

- Fits FS device boxes

### Standard Material

- Copper free aluminum

### Standard Finish

- Premium powder coat finish

Catalog Number	UPC	# of Holes	KO	Ship Case	Weight/Case	A	B	C
WCR1150	81943	1	1/2"	50	14	2.79	4.55	.99
WCR1150W**	83629	1	1/2"	50	14	2.79	4.55	.99
WCR1350	80916	3	1/2"	50	14	2.79	4.55	.99
WCR1350B*	86526	3	1/2"	50	14	2.79	4.55	.99
WCR1350W**	83630	3	1/2"	50	14	2.79	4.55	.99

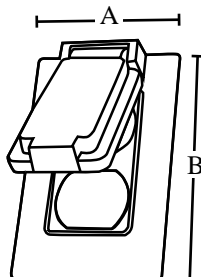
\*Bronze \*\*White



UL\* Listed and 2011 NEC\* and NEMA\* 3R Compliant

# Single Gang Covers

## Duplex Vertical



### Features

- Aluminum cast cover with a spring loaded lid
- Weather seal gasket to block moisture
- Superior commercial quality die cast metal construction
- Installation instructions included
- Gray

### Applications

- UL listed for wet locations
- For use with single gang outdoor device box

### Standard Material

- Copper free aluminum

### Standard Finish

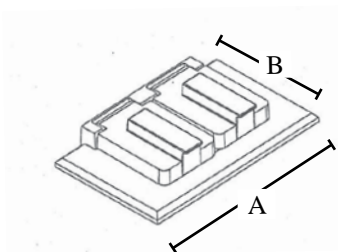
- Premium powder coat finish

Catalog Number	UPC	Ship Case	Weight/ Case	A	B
<b>WCV1DUP</b>	85098	50	25	2.81	4.56



UL\* Listed and 2011 NEC\* and NEMA\* 3R Compliant

## Duplex Horizontal



### Features

- Heavy aluminum cast cover with a spring loaded lid
- Weather seal gasket to block moisture
- Installation instructions included
- Gray, bronze or white

### Applications

- UL listed for wet locations
- Will fit all duplex receptacles in single outlet boxes

### Standard Material

- Precision die cast aluminum

### Standard Finish

- Premium powder coat finish

Catalog Number	UPC	Ship Case	Weight/ Case	A	B
<b>WCH1DUP</b>	81892	50	35	4.56	2.81
<b>WCH1DUPB*</b>	85575	50	35	4.56	2.81
<b>WCH1DUPW**</b>	85574	50	35	4.56	2.81

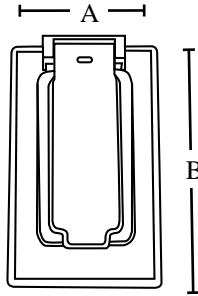
\*Bronze \*\*White



UL\* Listed and 2011 NEC\* and NEMA\* 3R Compliant

# Single Gang Covers

## Receptacle Switch



### Features

- Heavy aluminum die cast cover with a spring loaded lid
- Weather seal gasket to block moisture
- Installation instructions included
- Gray

### Applications

- UL listed for wet locations
- Will fit all duplex receptacles in single outlet boxes

### Standard Material

- Precision die cast aluminum

### Standard Finish

- Premium powder coat finish

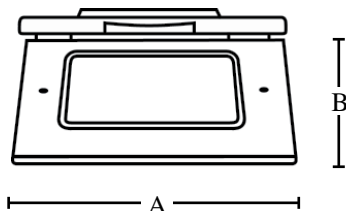
Catalog Number	UPC	Ship Case	Weight/Case	A	B
<b>WCV11</b>	81893	50	16	2.77	4.52



UL\* Listed and 2011 NEC\*  
and NEMA\* 3R Compliant

# Single Gang Covers

## Horizontal GFCI



### Features

- Heavy aluminum die cast cover with a spring loaded lid
- Weather seal gasket to block moisture
- Superior commercial quality die cast metal construction
- Installation instructions included
- Gray and white

### Applications

- UL listed for wet locations
- For use with single gang outdoor device box

### Standard Material

- Precision die cast aluminum

### Standard Finish

- Premium powder coat finish

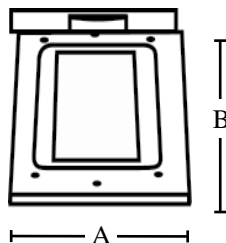


UL\* Listed and 2011 NEC\* and NEMA\* 3R Compliant

Catalog Number	UPC	Ship Case	Weight/Case	A	B
<b>WCH1GFI</b>	81895	50	20	4.56	2.81
<b>WCH1GFIW*</b>	85576	50	20	4.56	2.81

\*White

## Vertical GFCI



### Features

- Heavy aluminum die cast cover with a spring loaded lid
- Weather seal gasket to block moisture
- Superior commercial quality die cast metal construction
- Installation instructions included
- Gray and white

### Applications

- UL listed for wet locations
- For use with single gang outdoor device box

### Standard Material

- Precision die cast aluminum

### Standard Finish

- Premium powder coat finish



UL\* Listed and 2011 NEC\* and NEMA\* 3R Compliant

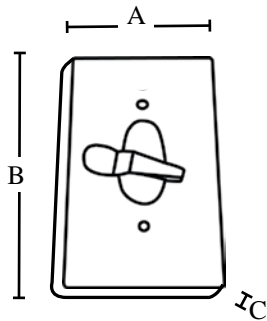
Catalog Number	UPC	Ship Case	Weight/Case	A	B
<b>WCV1GFI</b>	81896	50	20	2.81	4.56
<b>WCV1GFIW*</b>	85575	50	20	2.81	4.56

\*White



# Single Gang Covers

## Vertical Toggle Switch Heavy Duty Cover



### Features

- Designed to fit over a toggle light switch and mounted in a weatherproof box
- Weather seal gasket to block moisture
- Superior commercial quality die cast metal construction
- Installation instructions included
- Gray

### Applications

- UL listed for wet locations
- For use with single gang outdoor device box
- NEMA 3R compliant – resistant to rain, ice, and snow

### Standard Material

- Precision die cast aluminum

### Standard Finish

- Premium powder coat finish

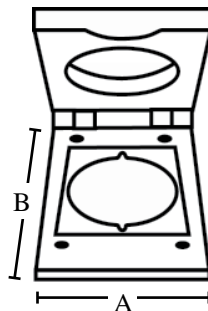
Catalog Number	UPC	Ship Case	Weight/Case	A	B	C
<b>WSC1VHD</b>	86861	25	7	2.81	4.57	.63



UL\* Listed and 2011 NEC\* and NEMA\* 3R Compliant

## 20A/30A Receptacle

## 30A/50A Receptacle



### Features

- Heavy aluminum die cast cover with a spring loaded lid
- Weather seal gasket to block moisture
- Superior commercial quality die cast metal construction
- Installation instructions included
- Gray

### Applications

- UL listed for wet locations
- For use with single gang outdoor device box

### Standard Material

- Precision die cast aluminum

### Standard Finish

- Premium powder coat finish

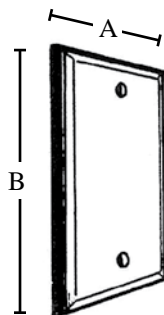
Catalog Number	UPC	Ship Case	Weight/Case	A	B
<b>WCV11.625</b>	85102	50	16	2.81	4.56
<b>WCV12.125</b>	85113	50	16	2.81	4.56



UL\* Listed and 2011 NEC\* and NEMA\* 3R Compliant

# Single Gang Covers

## Blank



### Features

- Weather seal gasket to block moisture
- Installation instructions included
- Gray, bronze and white

### Applications

- UL 514D suitable for wet locations
- For use with single gang outdoor device box

### Standard Material

- Aluminum

### Standard Finish

- Premium powder coat finish

Catalog Number	UPC	Ship Case	Weight/ Case	A	B
<b>WC1B</b>	81901	100	5	2.77	4.54
<b>WC1BB*</b>	85573	100	5	2.77	4.54
<b>WC1BW**</b>	86516	100	5	2.77	4.54

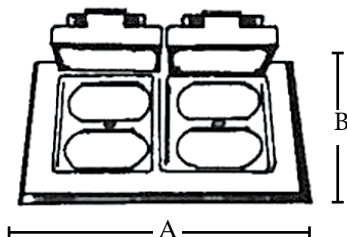
\*Bronze \*\*White



UL\* Listed and 2011 NEC\* and NEMA\* 3R Compliant

# Double Gang Covers

## Duplex



### Features

- Heavy aluminum die cast cover with a spring loaded lid
- Weather seal gasket to block moisture
- Superior commercial quality die cast metal construction
- Installation instructions included
- Gray

### Applications

- UL listed for wet locations
- For use with double gang outdoor device box

### Standard Material

- Precision die cast aluminum

### Standard Finish

- Premium powder coat finish

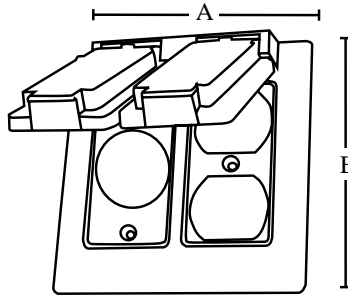
Catalog Number	UPC	Ship Case	Weight/ Case	A	B
<b>WCV2DUP</b>	81894	25	15	4.54	4.54



UL\* Listed and 2011 NEC\* and NEMA\* 3R Compliant

# Double Gang Covers

## Duplex & Switch



### Features

- Aluminum cast cover with a spring loaded lid
- Weather seal gasket to block moisture
- Superior commercial quality die cast metal construction
- Installation instructions included
- Gray

### Applications

- UL listed for wet locations
- For use with double gang outdoor device box

### Standard Material

- Copper free aluminum

### Standard Finish

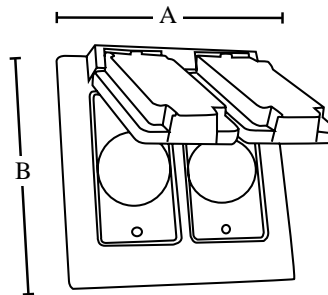
- Premium powder coat finish

Catalog Number	UPC	Ship Case	Weight/Case	A	B
<b>WCV2SDUP</b>	85101	25	16	4.54	4.54



UL\* Listed and 2011 NEC\* and NEMA\* 3R Compliant

## 15 Amp Switch



### Features

- Aluminum cast cover with a spring loaded lid
- Weather seal gasket to block moisture
- Superior commercial quality die cast metal construction
- Installation instructions included
- Gray

### Applications

- UL listed for wet locations
- For use with double gang outdoor device box

### Standard Material

- Copper free aluminum

### Standard Finish

- Premium powder coat finish

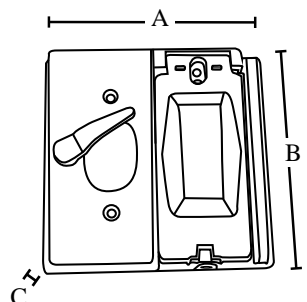
Catalog Number	UPC	Ship Case	Weight/Case	A	B
<b>WCV21515</b>	85100	25	16	4.54	4.54



UL\* Listed and 2011 NEC\* and NEMA\* 3R Compliant

# Double Gang Covers

## 5 in 1 Combo Cover Toggle Switch



### Features

- Aluminum cast cover with a spring loaded lid with polycarbonate inserts
- Lockable design
- Pre-installed adhesive gasket
- Superior commercial quality die cast metal construction
- Installation instructions included
- NEMA 3R compliant
- Gray

### Applications

- UL listed for wet locations
- For use with double gang outdoor device box

### Standard Material

- Copper free aluminum

### Standard Finish

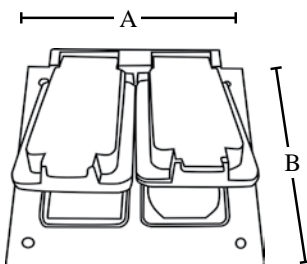
- Premium powder coat finish

Catalog Number	UPC	Ship Case	Weight/Case	A	B	C
<b>WC25GFI</b>	86850	12	7	4.57	4.63	.63



UL\* Listed and 2011 NEC\* and NEMA\* 3R Compliant

## Duplex-GFCI



### Features

- Aluminum cast cover with a spring loaded lid
- Weather seal gasket to keep moisture out
- Installation instructions included
- Gray

### Applications

- UL listed for wet locations
- For use with double gang outdoor device box

### Standard Material

- Copper free aluminum

### Standard Finish

- Premium powder coat finish


Catalog Number	UPC	Ship Case	Weight/Case	A	B
<b>WCV2DUPGFI</b>	85099	25	12	4.54	4.54



UL\* Listed and 2011 NEC\* and NEMA\* 3R Compliant

# Double Gang Covers

## Vertical-GFCI



### Features

- Aluminum cast cover with a spring loaded lid
- Weather seal gasket to block moisture
- Superior commercial quality die cast metal construction
- Installation instructions included
- Gray

### Applications

- UL listed for wet locations
- For use with double gang outdoor device box

### Standard Material

- Precision die cast aluminum

### Standard Finish

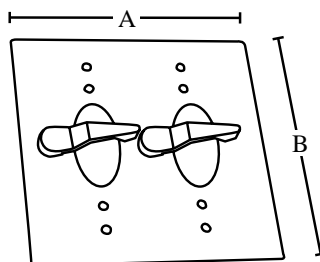
- Premium powder coat finish

Catalog Number	UPC	Ship Case	Weight/Case	A	B
<b>WCV2GFI</b>	81897	50	35	4.54	4.54



UL\* Listed and 2011 NEC\* and NEMA\* 3R Compliant

## 30 Amp Switch



### Features

- Superior commercial quality die cast metal construction
- Installation instructions included
- Gray

### Applications

- UL listed for wet locations
- For use with double gang outdoor device box

### Standard Material

- Copper free aluminum

### Standard Finish

- Premium powder coat finish

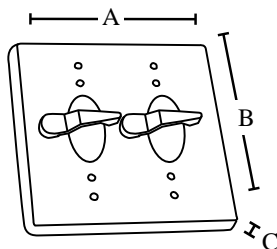
Catalog Number	UPC	Ship Case	Weight/Case	A	B
<b>WSC22S</b>	85104	30	10	4.54	4.54



UL\* Listed and 2011 NEC\* and NEMA\* 3R Compliant

# Double Gang Covers

## Toggle Switch Heavy Duty



UL® Listed and 2011 NEC\*  
and NEMA® 3R Compliant

### Features

- Designed to fit over a toggle light switch and mounted in a weatherproof box
- Polycarbonate inserts
- Weather seal gasket to block moisture
- Superior commercial quality die cast metal construction
- Installation instructions included
- NEMA 3R compliant
- Gray

### Applications

- UL listed for wet locations
- For use with double gang outdoor device box
- Can be used in NEMA 3R application (resistant to rain, ice, and snow)

### Standard Material

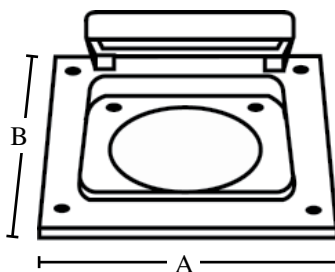
- Precision die cast aluminum

### Standard Finish

- Premium powder coat finish

Catalog Number	UPC	Ship Case	Weight/ Case	A	B	C
<b>WSC22HD</b>	86852	12	7	4.57	4.63	.63

# 20/30/50 Amp Power Outlet



UL® Listed and 2011 NEC\*  
and NEMA® 3R Compliant

### Features

- Aluminum cast cover with a spring loaded lid
- Weather seal gasket to block moisture
- Installation instructions included
- Gray

### Applications

- UL listed for wet locations
- For use with double gang outdoor device box

### Standard Material

- Copper free aluminum

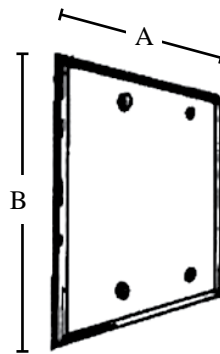
### Standard Finish

- Premium powder coat finish

Catalog Number	UPC	Ship Case	Weight/ Case	A	B	Hole diameter
<b>WCV22125</b>	81899	8	7	4.54	4.54	2.125
<b>WCV2264</b>	81900	8	7	4.54	4.54	2.64

# Double Gang Covers

## Blank



UL\* Listed and 2011 NEC\*  
and NEMA\* 3R Compliant

### Features

- Aluminum cast cover
- Weather seal gasket to block moisture
- Installation instructions included
- Superior commercial quality die cast metal construction
- Gray, bronze and white

### Applications

- UL 514D for wet locations
- For use with double gang outdoor device box

### Standard Material

- Precision die cast aluminum

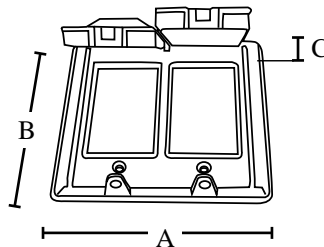
### Standard Finish

- Premium powder coat finish

Catalog Number	UPC	Ship Case	Weight/Case	A	B
<b>WC2B</b>	81902	100	11	4.62	4.57
<b>WC2BB*</b>	86518	100	11	4.62	4.57
<b>WC2BW**</b>	86517	100	11	4.62	4.57

\*Bronze \*\*White

## 25 in 1 Vertical Multi-Use Cover



UL\* Listed and 2011 NEC\*  
and NEMA\* 3R Compliant

### Features

- Aluminum cast multi-use cover with spring loaded lid
- Weather seal gasket to block moisture
- Superior commercial quality die cast metal construction
- Installation instructions included
- Gray, bronze and white

### Applications

- For receptacles in damp or wet locations
- For use with double gang outdoor device box

### Standard Material


- Precision die cast aluminum

### Standard Finish

- Premium powder coat finish

Catalog Number	UPC	Ship Case	Weight/Case	A	B	C
<b>WC2225</b>	86534	10	17	4.56	4.56	.551
<b>WC2225B*</b>	86536	10	17	4.56	4.56	.551
<b>WC2225W**</b>	86535	10	17	4.56	4.56	.551

\*Bronze \*\*White

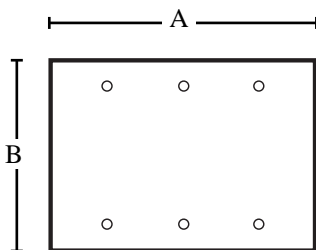


25-1 possible snap in configurations



# Triple Gang Covers

## Blank



UL\* Listed and 2011 NEC\* and NEMA\* 3R Compliant

### Features

- Aluminum cast cover
- Weather seal gasket to block moisture
- Superior commercial quality die cast metal construction
- Installation instructions included
- Gray

### Applications

- UL 514D suitable for wet locations
- For use with triple gang outdoor device box
- NEMA 3R compliant – resistant to rain, ice and snow

### Standard Material

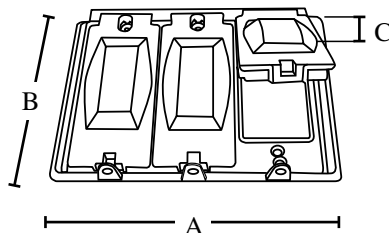
- Precision die cast aluminum

### Standard Finish

- Premium powder coat finish

Catalog Number	UPC	Ship Case	Weight/Case	A	B
<b>WC3B</b>	86519	5	2	6.338	4.57

# 125 in 1 Vertical Multi-Use Cover



UL\* Listed and 2011 NEC\* and NEMA\* 3R Compliant

### Features

- Aluminum cast multi-use cover with a spring loaded lid
- Weather seal gasket to block moisture
- Installation instructions included
- Gray

### Applications

- For receptacles in damp or wet locations
- For use with triple gang outdoor device box

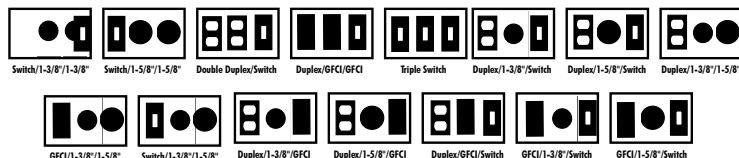
### Standard Material

- Copper free aluminum


### Standard Finish

- Premium powder coat finish

Catalog Number	UPC	Ship Case	Weight/Case	A	B	C
<b>WC3325</b>	86537	5	6	6.338	4.57	.551



Up to 125 possible configurations



showing 35 configurations

# Single Gang In-Use Covers

## 16 in 1 In-Use Cover



UL® Listed and 2011 NEC® and NEMA® 3R Compliant

### Features

- Mounts vertically or horizontally
- Pre-installed adhesive gasket
- Swivel device adapter enables tool free installation
- Snap in adapters enable tool free installation
- Lockable to prevent accidental disconnects
- Meets 2008 NEC article 406.8 (B) (1)
- NEMA 3R compliant
- Gray with clear cover

### Applications

- UL listed for wet locations
- For use with duplex receptacles, GFCI, toggle, 1-3/8" & 1-5/8" round

### Standard Material

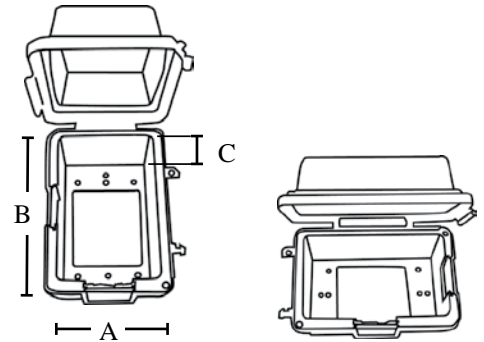
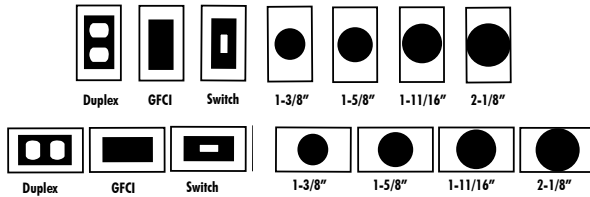
- High impact polycarbonate

### Standard Finish

- Premium powder coat finish


Catalog Number	UPC	Ship Case	Weight/Case	A	B	C
<b>WCIU1</b>	83687	24	11	2.81	4.56	2.75
<b>WCIU1D</b>	86553	24	14	2.81	4.56	3.50

Showing 14 possible snap in configurations



# Single Gang In-Use Covers

## 7 in 1 Metal In-Use Cover



UL® Listed and 2011 NEC\*  
and NEMA® 3R Compliant

Meets and exceeds extra duty per 2011 NEC article 406.9.(B);  
UL 514D and CSA C22.2 No. 421-00  
NEMA 3R Rating Compliant;  
UL standard 514D, cULus Listed: E254321; NEMA FB 1;  
Federal Spec. A-A-50563

### Features

- Low profile multi height metal extra duty in use cover
- Impact rated, withstands today's destructive forces
- Reinforced hinge withstands 40 lbs. stress test
- Lockable to prevent accidental disconnects
- Patent snap in adapters enables tool free installation
- Swing bar up or down for patent multi height position
- Expands out to 3-1/2" to gain extra clearance and accommodate internal cords
- Sleek industrial design
- Easy to open
- Extra large cord opening for heavy gauge cords

### Applications

- Extra duty metal in use covers are designed for use whenever weatherproof protection is required while an outlet is in use
- Provides superior protection for industrial, commercial and residential electrical receptacles

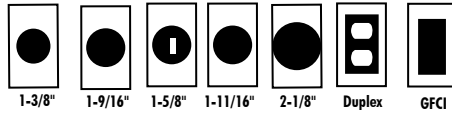
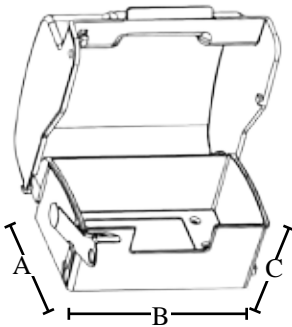
### Standard Material

- Copper free aluminum

### Standard Finish

- Premium powder coat finish

Catalog Number	UPC	Opening	Ship Case	Weight/Case	A	B	C
WCiU1VM	86853	2.75-3.50	10	10.5	4.61	3.07	2.39
WCiU1HM	86854	2.75-3.50	10	10.5	2.83	4.61	2.39

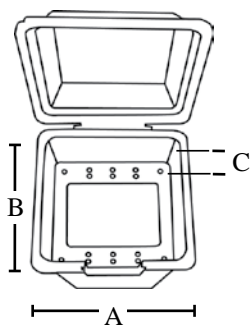


# Double Gang In-Use Covers

## 31 in 1 In-Use Cover



UL® Listed and 2011 NEC® and NEMA® 3R Compliant



Catalog Number	UPC	Ship Case	Weight/Case	A	B	C
<b>WCIU2</b>	83688	10	10	4.40	4.54	3.50

### Features

- Mounts vertically
- Pre-installed adhesive gasket
- Swivel device adapter enables tool free installation
- Snap in adapters enable tool free installation
- Meets 2008 NEC article 406.8 (B) (1)
- NEMA 3R compliant
- Gray with clear cover

### Applications

- UL listed for receptacles in damp or wet locations
- For use with duplex receptacles, GFCI, toggle, 1-3/8" & 1-5/8" round

### Standard Material

- High impact polycarbonate

### Standard Finish

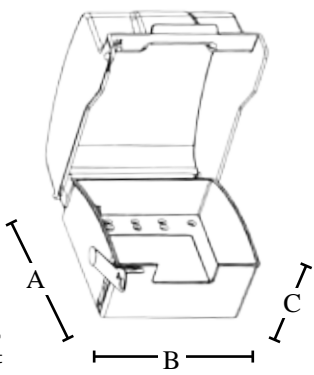
- Premium powder coat finish



## 31 in 1 Metal In-Use Cover



UL® Listed and 2011 NEC® and NEMA® 3R Compliant



Catalog Number	UPC	Opening	Ship Case	Weight/Case	A	B	C
<b>WCIU2M</b>	86855	<b>3.50-4.50</b>	6	12.6	4.61	4.61	2.39

### Features

- Low profile multi height metal extra duty in use cover
- Impact rated, withstands today's destructive forces
- Reinforced hinge withstands 40 lbs. stress test
- Lockable to prevent accidental disconnects
- Patent snap in adapters (no tools required)
- Swing bar up or down for patent multi height position
- Expands out to 4-1/2" to gain extra clearance and accommodate internal cords
- Sleek industrial design
- Easy to open
- Extra large cord opening for heavy gauge cords

### Applications

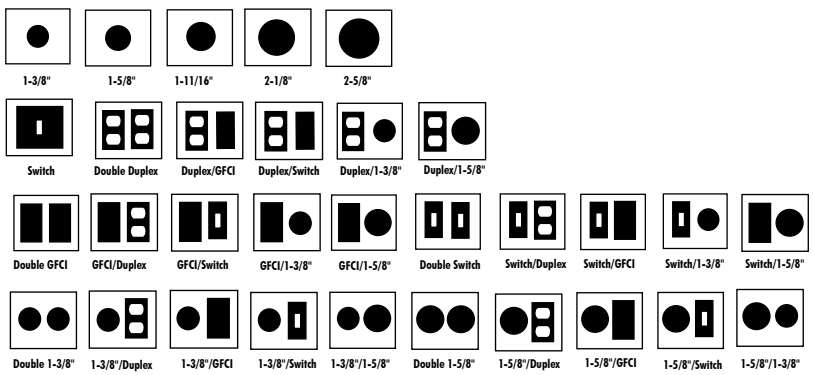
- Extra duty metal in use covers are designed for use whenever weatherproof protection is required while an outlet is in use
- Provides superior protection for industrial, commercial and residential electrical receptacles

### Standard Material

- Copper free aluminum

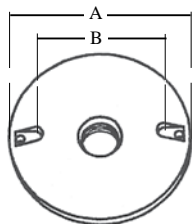
### Standard Finish

- Premium powder coat finish



# Round Covers

## 1, 2 or 3 Hole



### Features

- 1, 2, or 3 non NPT threads
- Weather seal gasket blocks moisture
- Installation instructions included
- Gray, bronze and white

### Applications

- For use with round outdoor device box

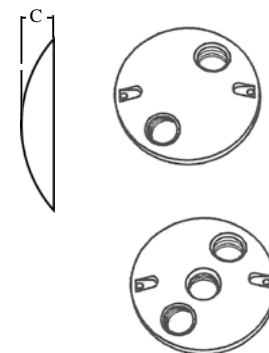
### Standard Material

- Copper free aluminum



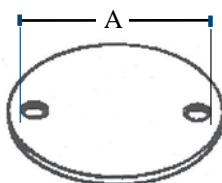
UL\* Listed and 2011 NEC\* and NEMA\* 3R Compliant

Catalog Number	UPC	# Holes	KO	Ship Case	Weight/Case	A	B	C
<b>WRC150</b>	81132	<b>1</b>	<b>1/2"</b>	100	30	4.50	3.5	8.75
<b>WRC150B*</b>	86527	<b>1</b>	<b>1/2"</b>	100	30	4.50	3.5	8.75
<b>WRC250</b>	81133	<b>2</b>	<b>1/2"</b>	100	30	4.50	3.5	8.75
<b>WRC350</b>	81134	<b>3</b>	<b>1/2"</b>	100	30	4.50	3.5	8.75
<b>WRC350B*</b>	85582	<b>3</b>	<b>1/2"</b>	100	30	4.50	3.5	8.75
<b>WRC150W**</b>	83616	<b>1</b>	<b>1/2"</b>	100	30	4.50	3.5	8.75
<b>WRC250W**</b>	83617	<b>2</b>	<b>1/2"</b>	100	30	4.50	3.5	8.75
<b>WRC350W**</b>	83618	<b>3</b>	<b>1/2"</b>	100	30	4.50	3.5	8.75



\*Bronze \*\*White

## Blank



### Features

- Weather seal gasket to keep moisture out
- Will fit round outlet boxes
- Installation instructions included
- Natural finish

### Applications

- For use with round outdoor device box
- UL listed for wet locations

### Standard Material

- Copper free aluminum

### Standard Finish

- Premium powder coat finish

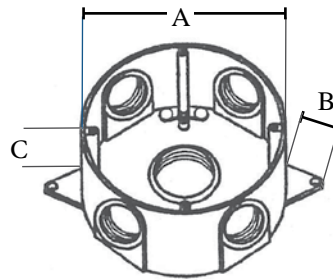


UL\* Listed and 2011 NEC\* and NEMA\* 3R Compliant

Catalog Number	UPC	Ship Case	Weight/Case	A
<b>WRCB</b>	81903	100	8	4.08

# 4" Round Box

## 5 Hole



UL® Listed and 2011 NEC\*  
and NEMA® 3R Compliant

### Features

- 17.2 cubic inch capacity
- Includes four closure plugs and grounding screws
- 1/2" or 3/4" knockouts
- For wall or ceiling mounting
- Installation instructions included
- Gray, bronze and white

### Applications

- UL listed for wet locations
- For use with all round outlet box and lampholder covers

### Standard Material

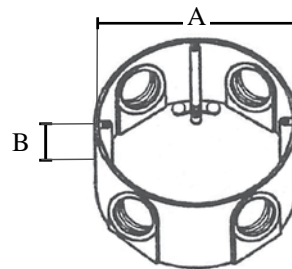
- Copper free aluminum

Catalog Number	UPC	KO	Ship Case	Weight/Case	A	B	C
<b>WRB1550</b>	81890	<b>1/2"</b>	25	14	4.31	.65	1.58
<b>WRB1550B*</b>	85580	<b>1/2"</b>	25	14	4.31	.65	1.58
<b>WRB1550W**</b>	83631	<b>1/2"</b>	25	14	4.31	.65	1.58
<b>WRB1575</b>	81891	<b>3/4"</b>	25	14	4.31	.65	1.58
<b>WRB1575W**</b>	83632	<b>3/4"</b>	25	14	4.31	.65	1.58

\*Bronze \*\*White

# 4" Round Extensions

## 4 Hole



UL® Listed and 2011 NEC\*  
and NEMA® 3R Compliant

### Features

- Corrosion resistant die cast construction
- 1/2" or 3/4" knockouts
- Installation instructions included

### Applications

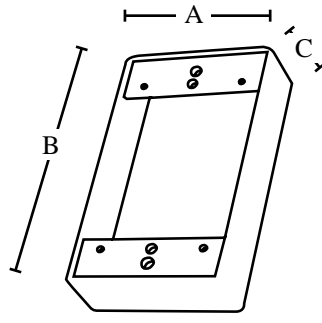
- Expands cubic capacity and enables flush finish
- UL listed for wet locations

### Standard Material

- Copper free aluminum

Catalog Number	UPC	KO	Ship Case	Weight/Case	A	B
<b>WRB450EXT</b>	83576	<b>1/2"</b>	10	6	4.31	1.58
<b>WRB475EXT</b>	83577	<b>3/4"</b>	10	6	4.31	1.58

# Single Gang Extension Rectangle



### Features

- Installation instructions included
- Superior commercial quality die cast metal construction

### Applications

- Expands cubic capacity and enables flush finish

### Standard Material

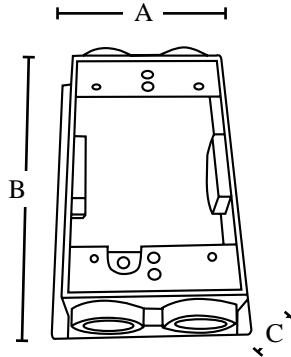
- Copper free aluminum

### Standard Finish

- Premium powder coat finish

Catalog Number	UPC	Ship Case	Weight/Case	A	B	C Depth
<b>WB1EXT</b>	85111	24	21	2.81	4.56	1.00

## 4 Hole



UL® Listed and 2011 NEC® and NEMA® 3R Compliant

### Features

- 1/2" or 3/4" knockouts
- Installation instructions included

### Applications

- Expands cubic capacity and enables flush finish
- UL listed for wet locations

### Standard Material

- Copper free aluminum

### Standard Finish

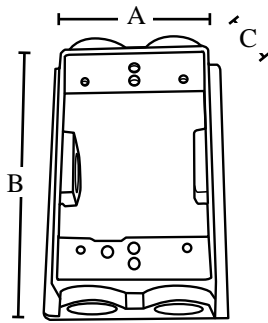
- Premium powder coat finish

Catalog Number	UPC	KO	Ship Case	Weight/Case	A	B	C
<b>WB1450EXT</b>	85096	<b>1/2"</b>	25	18	3.464	5.236	1.575
<b>WB1475EXT</b>	86547	<b>3/4"</b>	25	16	3.464	5.236	1.575



# Single Gang Extension

## 6 Hole



UL\* Listed and 2011 NEC\*  
and NEMA\* 3R Compliant

### Features

- NPT threads
- 1/2" or 3/4" knockouts
- Installation instructions included

### Applications

- Expands cubic capacity and enables flush finish
- UL listed for wet locations

### Standard Material

- Copper free aluminum

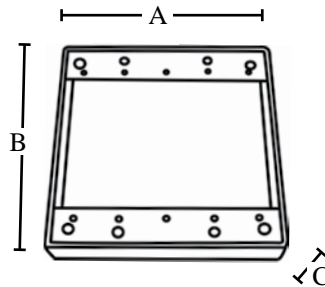
### Standard Finish

- Premium powder coat finish

Catalog Number	UPC	KO	Ship Case	Weight/Case	A	B	C
<b>WB1650EXT</b>	86548	<b>1/2"</b>	25	16	3.464	5.236	1.575
<b>WB1675EXT</b>	86549	<b>3/4"</b>	25	14	3.464	5.236	1.575

# Double Gang Extension

## Square



### Features

- Installation instructions included
- Superior commercial quality die cast metal construction

### Applications

- Expands cubic capacity and enables flush finish

### Standard Material

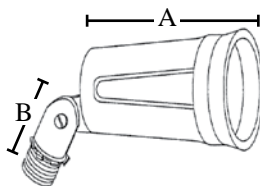
- Copper free aluminum

### Standard Finish

- Premium powder coat finish

Catalog Number	UPC	Ship Case	Weight/Case	A	B	C
<b>WB2EXT</b>	85097	25	25	4.56	4.56	1.00

# Par Lamp Holder



### Features

- Medium base
- 1/2" locknut and gasket included
- 150 Watts
- Max Par38
- Swivels 180°
- Gray, bronze and white

### Applications

- UL listed for wet locations

### Standard Material

- Copper free aluminum

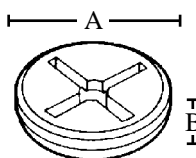
### Standard Finish

- Premium powder coat finish

Catalog Number	UPC	KO	Ship Case	Weight/Case	A	B
<b>WPAR50</b>	80868	1/2"	50	22	2.57	2.00
<b>WPAR50B*</b>	85579	1/2"	50	22	2.57	2.00
<b>WPAR50W**</b>	83633	1/2"	50	22	2.57	2.00

\*Bronze \*\*White

# Closure Plugs



### Features

- 1/2" - 1" closure plugs
- Gray, bronze and white

### Applications

- Safely seal off unused hubs in metallic outlet boxes
- UL listed for wet locations

### Standard Material

- Cast aluminum with powder coat finish or plastic

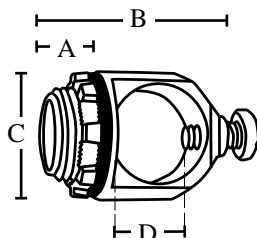
### Standard Finish

- Cast aluminum – premium powder coat finish

Catalog Number	UPC	KO	Ship Case	Weight/Case	A	B
<b>WP50</b>	19700	1/2"	100	2	.79	.33
<b>WP75</b>	19710	3/4"	50	2	1.00	.30
<b>WP100</b>	19720	1"	25	2	1.23	.28
PLASTIC						
<b>WP50PL</b>	86412	1/2"	100	1	.79	.33
<b>WP50PLB*</b>	86521	1/2"	50	1	.79	.33
<b>WP50PLW**</b>	86520	1/2"	50	1	.79	.33
<b>WP75PL</b>	86413	3/4"	25	1	1.00	.30
<b>WP100PL</b>	86414	1"	25	1	1.23	.28

\*Bronze \*\*White

# Box Holder



### Features

- Can be used as an external means of support to meet the requirements of 2011 NEC Section 314-23
- Gray

### Applications

- Stubs up electrical boxes, and fire alarms with rigid pipe between bar joists
- Installation is easy—simply insert the box support into the electrical box. The entire assembly is held secure with a 1/2" rigid steel conduit or water pipe

### Standard Material

- Corrosion resistant die cast zinc

Catalog Number	UPC	KO	Ship Case	Weight/Case	A	B	C	D
<b>WPBH50</b>	86900	1/2"	25	40	.380	1.55	1.125	.860

# Vaporproof Fixtures



### Features

- Ceiling, wall or pendant mounting
- All assembled fixtures are equipped with 5 holes and available with 1/2" & 3/4" threaded holes
- Socket with leads
- Heat resistant glass globe
- Prevents moisture entry
- Industrial grade, fully gasketed
- Designed to protect the interior from deteriorating effect of ice, corrosive fumes, and non-explosive vapors
- Gray

### Applications

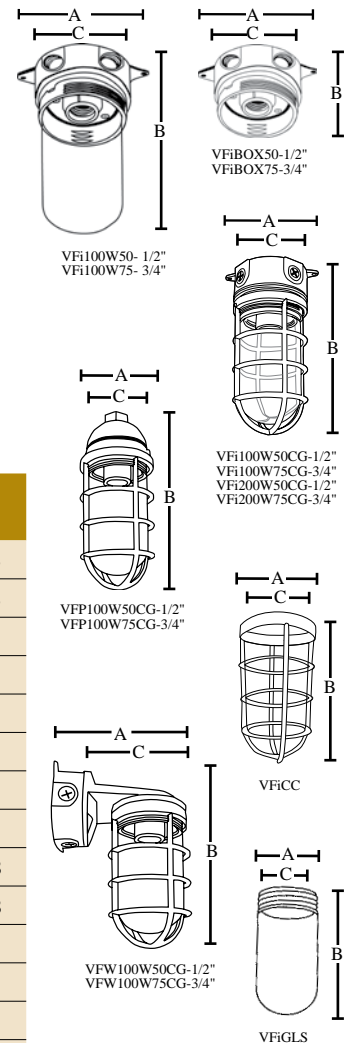
- Maintains illumination for safety and performance in inclement weather
- UL listed for wet locations

### Standard Material

- Rugged die cast copper free aluminum

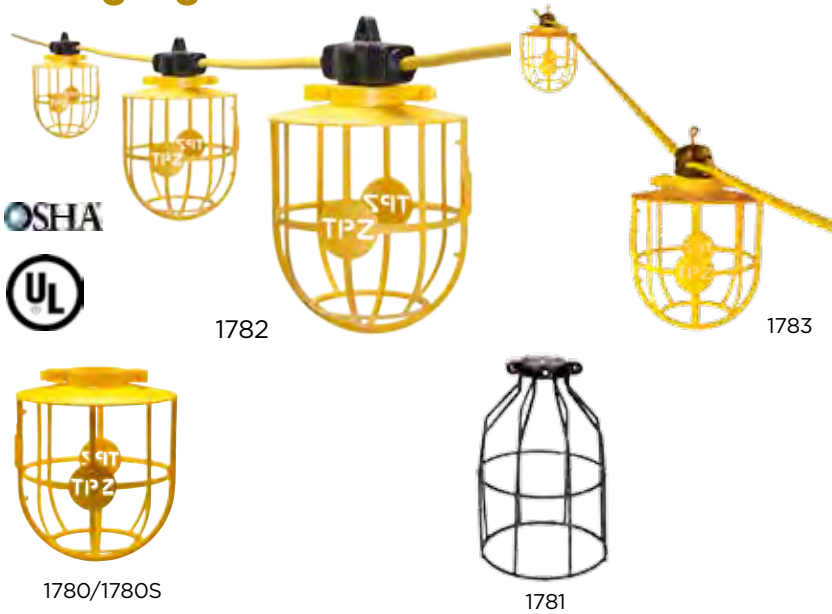
### Standard Finish

- Premium powder coat finish



Catalog Number	UPC	# of Holes	Thread Size	Ship Case	Weight/Case	A	B	C
<b>VF100W50</b>	83868	<b>5</b>	<b>1/2"</b>	6	13	5.25	8.5	3.25
<b>VF100W75</b>	83869	<b>5</b>	<b>3/4"</b>	6	13	5.25	8.5	3.25
<b>VF100W50CG</b>	85156	<b>5</b>	<b>1/2"</b>	6	16	5.25	9.0	4.13
<b>VF100W75CG</b>	85157	<b>5</b>	<b>3/4"</b>	6	16	5.25	9.0	4.13
<b>VF200W50CG</b>	85561	<b>5</b>	<b>1/2"</b>	6	16	5.25	11.50	5.15
<b>VF200W75CG</b>	85562	<b>5</b>	<b>3/4"</b>	6	16	5.25	11.50	5.15
<b>VFIBOX50</b>	83872	<b>5</b>	<b>1/2"</b>	12	13	5.25	3.5	4.13
<b>VFIBOX75</b>	83871	<b>5</b>	<b>3/4"</b>	12	13	5.25	3.5	4.13
<b>VFP100W50CG</b>	85235	-	<b>1/2"</b>	6	17	4.13	10.25	3.88
<b>VFP100W75CG</b>	85236	-	<b>3/4"</b>	6	17	4.13	10.25	3.88
<b>VFW100W50CG</b>	85237	<b>5</b>	<b>1/2"</b>	6	19	7.25	10.00	4.13
<b>VFW100W75CG</b>	85238	<b>5</b>	<b>3/4"</b>	6	19	7.25	10.00	4.13
VAPORPROOF 7" GLASS GLOBE								
<b>VFGLS</b>	85155			6	6	3.25	7.00	3.00
7" CAST CAGE								
<b>VFICC</b>	83936			16	18	4.25	7.25	4.13

# Temporary Lighting String Lights



### Features

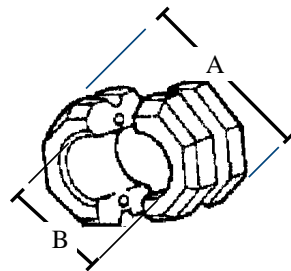
- 1782-OSHA Compliant
- 1782-NEC approved
- 1782- UL listed

### Applications

- Can be used on job sites, parking lots & other commercial or industrial locations requiring a temporary light source
- All lighting strings are rated 125V AC, 15A for min. 14/2 and 14/3 cable and 125V AC 20A for min. 12/2 and 12/3 cable. Each lamp holder shall be individually rated for its maximum intended wattage lamp. The maximum wattage rating of an individual lamp holder shall not exceed 150W

Catalog Number	UPC	Description	Trade Size	Unit Carton	Quantity	Weight/Case
<b>1782</b>	84010	Temp. lighting molded cord with plug ends	<b>14-2</b>	1	100 Ft.	11
<b>1783</b>	84011	Temp. lighting flat wire pin type socket	<b>14-2</b>	1	100 Ft.	10
<b>1780</b>	84008	Yellow plastic cage medium base lamp socket	---	100	100	15
<b>1781</b>	84009	Metal replacement cage	---	10	10	11
<b>1780S</b>	87126	Yellow plastic cage for pin type socket	---	100	100	15

# Victor Split Knob For Running Temporary Lighting



### Features

- Porcelain construction promotes lasting performance
- Use with Topaz's Pigtail Socket

### Applications

- For use as an insulator in temporary lighting applications

### Standard Material

- Glazed porcelain

Catalog Number	UPC	Size	Ship Case	Weight/Case	A	B
<b>V22</b>	33515	<b>1"</b>	100	38	2.125	1.00
<b>V38</b>	33516	<b>1 1/2"</b>	50	104	3.00	1.50

# Pigtail Socket

## 60/600V



### Features

- Right handed threaded
- Left handed threaded
- #14 stranded
- Brass shell contact

### Applications

- Ideal for all temporary lighting applications
- Suitable for indoor and outdoor use

### Standard Material

- Rubber

Catalog Number	UPC	Size	Left/Right Handed	Unit Carton	Ship Case	Weight/Case	Wire Size
<b>T124</b>	33517	<b>6" long</b>	Right	25	250	32	14 GA
<b>T124L</b>	85697	<b>6" long</b>	Left	25	250	32	14 GA

# Highbay Worklight

## 400 Watt



**UL and cUL Listed  
for Damp locations**



Meets EISA 2007 for energy efficiency.  
Meets NEC 2005 and 2008 requirements.

### Features

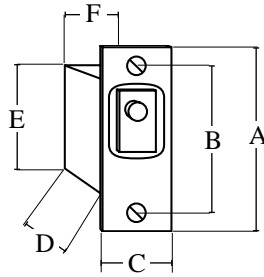
- Fully assembled to save time and labor costs
- Multi-tap ballast: 120V, 208V, 240V, 277V (Factory wired 120V)
- 400W, clear MH pulse start lamp included
- Corrosion resistant welded steel safety cage included
- Replacement cages can also be purchased separately
- Two .75" knockouts for conduit access for multiple HID fixtures on back
- Easy carry handle
- Type "O" spring loaded pink porcelain screw shell socket
- Heavy duty corrosion resistant welded steel safety cage included (can also be purchased separately #17400CG)
- 3 ft. power cord #18/3 SSJTOW with NEMA 5-15120V, 15 amp plug
- Vented ballast housing to reduce temperature & overheating
- Steel housing, white powder coat finish
- 400W MH Pulse Start Type "O" Lamp included (Use Topaz MP400/BU/PS-37 replacement bulb)
- Open/Close bottom guard 10" opening for easy re-lamping

### Applications

- Meets OSHA requirements for minimum illumination of work areas when properly installed

Catalog Number	UPC	Trade Size	Ship Case	Weight Case
<b>17400HB</b>	86898	<b>3/4"</b>	1	24
<b>17400CG</b>	86901	<b>---</b>	6	17

# Pressure Sensitive Door & Canopy Switch



## Features

- Equipped with wire leads and all screws
- Comes with metal box and steel plate with bronze coating
- Only 14 oz. pressure activates switch
- Back box of cold rolled steel
- Rating: 10a, 125V AC, 6A-250V single pole
- On when door opens

## Applications

- General purpose electric door switch for indoor use on sliding or hinged doors in locations such as: closets, darkroom, walk in refrigerators and off stage areas

Catalog Number	UPC	Unit Carton	Ship Case	Weight/Case	A	B	C	D	E	F
<b>SD1</b>	84007	1	100	50	3.875	3	1.25	2	2.625	1.25

Switch/Faceplate assembly, steel back box

- (4) - #6 x 5/8" flathead steel wood screws
- (2) - #6 3/2 x 1/2" flathead brass plated screws
- (1) - #8 green tone ground screw

0.....	3-23	52AL.....	9-11	81.....	9-1
0B.....	3-23	53.....	9-10	82.....	9-1
1.....	3-23	53AL.....	9-11	83.....	9-1
1B.....	3-23	54.....	9-10	84.....	9-1
2.....	3-23	54AL.....	9-11	85.....	9-1
2B.....	3-23	55.....	9-10	86.....	9-1
3.....	3-23	55AL.....	9-11	87.....	9-1
3B.....	3-23	56.....	9-10	88.....	9-1
4.....	3-23	56AL.....	9-11	89.....	9-1
4B.....	3-23	57.....	9-10	89A.....	9-1
11.....	9-5	57AL.....	9-11	89A15.....	9-3
11AL.....	9-11	58.....	9-10	89A22.....	9-2
12.....	9-5	58AL.....	9-11	89A30.....	9-2
12AL.....	9-11	59.....	9-10	89A36.....	9-3
13.....	9-5	59AL.....	9-11	89A42.....	9-3
13AL.....	9-11	60.....	9-10	89A48.....	9-3
14.....	9-5	60A.....	9-10	90.....	3-24
14AL.....	9-11	60AL.....	9-11	100.....	3-17
15.....	9-5	60B.....	9-10	100B560.....	10-4, 10-5
15AL.....	9-11	61.....	9-4	100B650.....	10-4, 10-5
16.....	9-5	61AL.....	9-10	100B750.....	10-4, 10-5
16AL.....	9-11	62.....	9-4	100B850.....	10-4, 10-5
17.....	9-5	62AL.....	9-10	100C1050.....	10-4, 10-5
17AL.....	9-11	63.....	9-4	100C950.....	10-4, 10-5
18.....	9-5	63AL.....	9-10	100DSP.....	3-3
18AL.....	9-11	64.....	9-4	100i.....	3-17
19.....	9-5	64AL.....	9-10	100M.....	3-18
19AL.....	9-11	65.....	9-4	101.....	3-17
20.....	9-5	65AL.....	9-10	101DSP.....	3-3
20A.....	9-5	66.....	9-4	101i.....	3-17
20AL.....	9-11	66AL.....	9-10	101M.....	3-18
20B.....	9-5	67.....	9-4	101Mi.....	3-18
21.....	9-1	67AL.....	9-10	102.....	3-17
22.....	9-1	68.....	9-4	102i.....	3-17
23.....	9-1	68AL.....	9-10	102M.....	3-18
24.....	9-1	69.....	9-4	102Mi.....	3-18
25.....	9-1	69AL.....	9-10	103.....	3-17
26.....	9-1	70.....	9-4	103i.....	3-17
27.....	9-1	70A.....	9-4	103M.....	3-18
28.....	9-1	70AL.....	9-10	103Mi.....	3-18
29.....	9-1	70A36.....	9-7	104.....	3-17
30.....	9-1	70A42.....	9-7	104i.....	3-17
31.....	11-5	70A48.....	9-7	104M.....	3-18
32.....	11-5	70A60.....	9-7	104Mi.....	3-18
33.....	11-5	70B.....	9-4	105.....	3-17
33R.....	12-1	70B36.....	9-7	105i.....	3-17
34S.....	12-1	70B42.....	9-7	105M.....	3-18
45.....	12-12	70B48.....	9-7	105Mi.....	3-18
46.....	12-2	70B60.....	9-7	106.....	3-17
47.....	12-2	71.....	12-3	106i.....	3-17
48.....	11-17	75A250.....	10-4, 10-5	106M.....	3-18
49.....	11-17	75A350.....	10-4, 10-5	106Mi.....	3-18
49L.....	11-17	75A450.....	10-4, 10-5	107.....	3-17
50.....	11-17	75A560.....	10-4, 10-5	107M.....	3-18
50A250.....	10-4, 10-5	75A650.....	10-4, 10-5	107Mi.....	3-18
50A350.....	10-4, 10-5	75B750.....	10-4, 10-5	108.....	3-17
50A450.....	10-4, 10-5	75B850.....	10-4, 10-5	108M.....	3-18
50A560.....	10-4, 10-5	76.....	8-13	108Mi.....	3-18
50A650.....	10-4, 10-5	77.....	8-13	109.....	3-17
51.....	9-10	78.....	8-13	109M.....	3-18
51AL.....	9-11	79.....	8-13	109Mi.....	3-18
52.....	9-10	80.....	8-13	110.....	3-17



110M	3-18	152M	3-16	201	8-9
110Mi	3-18	152Mi	3-16	201AL	8-10
111	8-14	153	3-15	201B	8-9
111i	8-14	153i	3-15	201BAL	8-10
111MHDG	8-13	153M	3-16	201M	8-11
112	8-14	153Mi	3-16	202	8-9
112i	8-14	154	3-15	202AL	8-10
112MHDG	8-13	154i	3-15	202B	8-9
113	8-14	154M	3-16	202BAL	8-10
113i	8-14	154Mi	3-16	202M	8-11
113MHDG	8-13	155	3-15	203	8-9
114	8-14	155i	3-15	203AL	8-10
114i	8-14	155M	3-16	203B	8-9
114MHDG	8-13	155Mi	3-16	203BAL	8-10
115	8-14	156	3-15	203M	8-11
115i	8-14	156i	3-15	204	8-9
115MHDG	8-13	156M	3-16	204AL	8-10
116	8-14	156Mi	3-16	204B	8-9
116i	8-14	157	3-15	204BAL	8-10
116MHDG	8-13	157M	3-16	204M	8-11
117	8-14	157Mi	3-16	205	8-9
117MHDG	8-13	158	3-15	205AL	8-10
118	8-14	158M	3-16	205B	8-9
118MHDG	8-13	158Mi	3-16	205BAL	8-10
119AMHDG	8-13	159	3-15	205M	8-11
119MHDG	8-13	159M	3-16	206	8-9
120	4-1	159Mi	3-16	206AL	8-10
121	3-9	160	3-15	206B	8-9
121A	3-9	160M	3-16	206BAL	8-10
122	12-8	160Mi	3-16	206M	8-11
122S	12-8	161	1-11	207	8-9
123	12-8	162	1-11	207AL	8-10
123A	12-8	170	3-8	207B	8-9
123S	12-8	170LP	3-8	207BAL	8-10
124	12-8	175	12-10	207M	8-11
126	12-8	176	12-10	208	8-9
130	3-9	180	1-4, 3-14, 4-5	208AL	8-10
130CSL	3-3	181	1-7, 3-13	208B	8-9
130DSP	3-2	182	1-7, 3-13	208BAL	8-10
131	1-7, 3-13	182A	1-7, 3-13	208M	8-11
132	1-7, 3-13	183	12-9	209	8-9
133	1-7, 3-13	183i	12-9	209AL	8-10
135	5-2	184	12-9	209B	8-9
136	5-2	184i	12-9	209BAL	8-10
137	5-2	185	12-9	209M	8-11
138	5-2	185i	12-9	210	8-9
139	5-2	186	12-9	210AL	8-10
140	3-10, 4-2	187	12-12	210B	8-9
141	12-12	188	12-12	210BAL	8-10
141A	12-12	189	12-12	210M	8-11
143R	4-1	189-100	12-12	210MA	8-11
144R	4-1	189B	12-12	210MB	8-11
145R	4-1	190	12-2	211	5-8
146R	4-1	191	3-9	212	5-8
150	3-15	193	12-9	213	5-8
150M	3-16	194	12-9	214	5-8
151	3-15	195	12-9	214XL	5-8
151i	3-15	196	12-9	215	5-8
151M	3-16	197	12-9	216	5-8
151Mi	3-16	198	12-9	216XL	5-8
152	3-15	199	12-11	230S	2-5
152i	3-15	200	12-2	230SGR	2-7

230TBS .....	3-4	265.....	8-6	302CB .....	8-20
231S .....	2-5	265i .....	8-6	302M.....	8-19
231SGR.....	2-7	265M.....	8-7	303.....	8-19
231TBS .....	3-4	266.....	8-6	303CB .....	8-20
232A.....	5-1	266i.....	8-6	303M.....	8-19
232S .....	2-5	266M.....	8-7	304.....	8-19
232SGR.....	2-7	267.....	8-7	304CB .....	8-20
232TBS .....	3-4	267i .....	8-7	304M.....	8-19
233S .....	2-5	268.....	8-7	305.....	8-19
233SGR.....	2-7	268i .....	8-7	305CB .....	8-20
234S .....	2-5	269.....	8-7	305M.....	8-19
234SGR.....	2-7	269i .....	8-7	306.....	8-19
235S .....	2-5	270.....	8-7	306CB .....	8-20
235SGR.....	2-7	270i .....	8-7	306M.....	8-19
236S .....	2-5	271.....	1-4, 2-9	307.....	8-19
236SGR.....	2-7	272.....	1-4, 2-9	307CB .....	8-20
237S .....	2-5	273.....	1-4, 2-9	307M.....	8-19
237SGR.....	2-7	278.....	12-1	308.....	8-19
238S .....	2-5	279.....	12-1	308CB .....	8-20
238SGR.....	2-7	280.....	12-1	308M.....	8-19
239S .....	2-5	281.....	8-30	309.....	8-19
239SGR.....	2-7	281UL .....	8-30	309CB .....	8-20
240S .....	2-5	282.....	8-30	309M.....	8-19
240SGR.....	2-7	282A.....	5-1	310.....	8-19
241.....	8-29	282UL .....	8-30	310ACB .....	8-20
242.....	8-29	283.....	8-30	310AM.....	8-19
243.....	8-29	283UL .....	8-30	310BCB.....	8-20
244.....	8-29	284.....	8-30	310BM.....	8-19
245.....	8-29	284A.....	5-1	310CB .....	8-20
246.....	8-29	284UL .....	8-30	310M.....	8-19
247.....	8-29	285.....	8-30	311.....	8-21
248.....	8-29	285UL .....	8-30	311M.....	8-21
249.....	8-29	286.....	8-30	312.....	8-21
250.....	8-29	286UL .....	8-30	312M.....	8-21
251.....	8-8	287.....	8-30	313.....	8-21
251M.....	8-8	287UL .....	8-30	313M.....	8-21
252.....	8-8	288.....	8-30	314.....	8-21
252M.....	8-8	288UL .....	8-30	314M.....	8-21
253.....	8-8	289.....	8-30	315.....	8-21
253M.....	8-8	289UL .....	8-30	315M.....	8-21
254.....	8-8	290.....	8-30	316.....	8-21
254M.....	8-8	290A.....	8-30	316M.....	8-21
255.....	8-8	290B.....	8-30	317.....	8-21
255M.....	8-8	290UL .....	8-30	317M.....	8-21
256.....	8-8	291.....	8-36	318.....	8-21
256M.....	8-8	292.....	8-36	318M.....	8-21
257.....	8-8	293.....	8-36	319.....	8-21
258.....	8-8	294.....	8-36	319M.....	8-21
259.....	8-8	295.....	8-36	320.....	8-21
260.....	8-8	296.....	8-36	320AM.....	8-21
261.....	8-6	297.....	12-7	320BM.....	8-21
261i .....	8-6	298.....	12-7	320M.....	8-21
261M.....	8-7	298S.....	12-7	321.....	8-22
262.....	8-6	299.....	12-7	321M.....	8-22
262i .....	8-6	299B.....	12-7	322.....	8-22
262M.....	8-7	300.....	12-10	322M.....	8-22
263.....	8-6	300A.....	12-10	323.....	8-22
263i .....	8-6	300B.....	12-10	323M.....	8-22
263M.....	8-7	301.....	8-19	324.....	8-22
264.....	8-6	301CB .....	8-20	324M.....	8-22
264i .....	8-6	301M.....	8-19	325.....	8-22
264M.....	8-7	302.....	8-19	325M.....	8-22

326.....	8-22	340ALM.....	8-23	451.....	3-20
326M.....	8-22	340ALMHDG.....	8-24	451i.....	3-20
327.....	8-22	340AM.....	8-23	452.....	3-20
327M.....	8-22	340AMSS.....	8-25	452i.....	3-20
328.....	8-22	340BLM.....	8-23	453.....	3-20
328M.....	8-22	340BLMHDG.....	8-24	453i.....	3-20
329.....	8-22	340BMSS.....	8-25	454.....	3-20
329M.....	8-22	340M.....	8-23	454i.....	3-20
330.....	8-22	340MHDG.....	8-24	455.....	3-20
330AM.....	8-22	340MSS.....	8-25	455i.....	3-20
330BM.....	8-22	341.....	1-11	456.....	3-20
330M.....	8-22	342.....	1-11	456i.....	3-20
331.....	8-26	350.....	3-10, 4-6	457.....	4-4
331M.....	8-23	350DS.....	3-11	458.....	4-4
331MHDG.....	8-24	350DSP.....	3-2	459.....	4-4
331MSS.....	8-25	351.....	8-1	461.....	3-19
332.....	8-26	351SS.....	1-9, 8-1	462.....	3-19
332M.....	8-23	352.....	8-1	463.....	3-19
332MHDG.....	8-24	352SS.....	1-9, 8-1	464.....	3-19
332MSS.....	8-25	353.....	8-1	465.....	3-19
333.....	8-26	353SS.....	1-9, 8-1	466.....	3-19
333M.....	8-23	354.....	8-1	470.....	2-1
333MHDG.....	8-24	354SS.....	1-9, 8-1	470i.....	2-1
333MSS.....	8-25	360.....	3-12, 4-6	470S.....	2-3
334.....	8-26	361.....	8-2	470SGR.....	2-6
334A.....	8-26	361SS.....	1-8, 8-2	470ST.....	2-9
334AM.....	8-23	362.....	8-2	471.....	2-1
334M.....	8-23	362SS.....	1-8, 8-2	471i.....	2-1
334MHDG.....	8-24	363.....	8-2	471S.....	2-3
334MSS.....	8-25	363SS.....	1-8, 8-2	471SGR.....	2-6
335.....	8-26	364.....	8-2	471ST.....	2-9
335A.....	8-26	364SS.....	8-2	472.....	2-1
335AM.....	8-23	370.....	3-12	472i.....	2-1
335M.....	8-23	371.....	1-8	472S.....	2-3
335MHDG.....	8-24	372.....	1-8	472SGR.....	2-6
335MSS.....	8-25	380.....	3-12	472ST.....	2-9
336.....	8-26	381.....	1-9	473.....	2-1
336A.....	8-26	382.....	1-9	473i.....	2-1
336AM.....	8-23	383.....	1-9	473S.....	2-3
336M.....	8-23	384.....	1-9	473SGR.....	2-6
336MHDG.....	8-24	390.....	3-19	473ST.....	2-9
336MSS.....	8-25	391S.....	1-4, 8-36	474.....	2-1
337.....	8-26	392S.....	1-4, 8-36	474i.....	2-1
337A.....	8-26	393S.....	1-4, 8-36	474S.....	2-3
337AM.....	8-23	411.....	11-5	474SGR.....	2-6
337M.....	8-23	412.....	11-5	474ST.....	2-9
337MHDG.....	8-24	413.....	11-5	475.....	2-1
337MSS.....	8-25	420TBS.....	3-5	475i.....	2-1
338.....	8-26	421TBS.....	3-5	475S.....	2-3
338A.....	8-26	422TBS.....	3-5	475SGR.....	2-6
338AM.....	8-23	430TBS.....	3-6	475ST.....	2-9
338M.....	8-23	431TBS.....	3-6	476.....	2-1
338MHDG.....	8-24	432TBS.....	3-6	476i.....	2-1
338MSS.....	8-25	431.....	1-11	476S.....	2-3
339.....	8-26	432.....	1-11	476SGR.....	2-6
339A.....	8-26	433.....	1-11	476ST.....	2-9
339AM.....	8-23	441.....	4-2	477.....	2-1
339M.....	8-23	442.....	4-2	477S.....	2-3
339MHDG.....	8-24	444.....	4-2	477SGR.....	2-6
339MSS.....	8-25	445.....	4-2	478.....	2-1
340.....	8-26	450.....	3-20	478S.....	2-3
340A.....	8-26	450i.....	3-20	478SGR.....	2-6

479.....	2-1	496i.....	2-2	544.....	8-17
479S.....	2-3	496S.....	2-4	545.....	8-17
479SGR.....	2-6	496SGR.....	2-8	546.....	8-17
479S-USA.....	2-9	497.....	2-2	551.....	8-31
480.....	2-1	497S.....	2-4	552.....	8-31
480S.....	2-3	497SGR.....	2-8	553.....	8-31
480SA.....	2-3	498.....	2-2	554.....	8-31
480SB.....	2-3	498S.....	2-4	555.....	8-31
480SGR.....	2-6	498SGR.....	2-8	556.....	8-31
481.....	1-14, 8-38	499.....	2-2	557.....	8-31
481HDG.....	8-38	499S.....	4-Feb	558.....	8-31
482.....	1-14, 8-38	499SGR.....	2-8	559.....	8-31
482HDG.....	8-38	500.....	2-2	560.....	8-31
483.....	1-14, 8-38	500S.....	2-4	561.....	8-18
483HDG.....	8-38	500SGR.....	2-8	561A.....	3-11
484.....	1-14, 8-38	501.....	5-1	561ADC.....	3-11
484HDG.....	8-38	502.....	5-1	561HDG.....	8-18
485.....	1-14, 8-38	503.....	5-1	562.....	8-18
485HDG.....	8-38	504.....	5-1	562HDG.....	8-18
486.....	1-14, 8-38	506.....	5-1	563.....	8-18
486HDG.....	8-38	507.....	5-1	563HDG.....	8-18
487.....	1-14, 8-38	508.....	5-1	564.....	8-18
487HDG.....	8-38	509.....	5-1	564HDG.....	8-18
488.....	1-14, 8-38	510BX.....	3-24	565.....	8-18
488HDG.....	8-38	510RX.....	4-5	565HDG.....	8-18
489.....	1-14, 8-38	511.....	1-12	566.....	8-18
489A.....	1-14, 8-38	512.....	1-12	566HDG.....	8-18
489AHDG.....	8-38	513.....	1-12	567.....	8-18
489B.....	1-14, 8-38	514.....	1-12	567HDG.....	8-18
489BHDG.....	8-38	515.....	1-12	568.....	8-18
489C.....	1-14, 8-38	516.....	1-12	568HDG.....	8-18
489CHDG.....	8-38	517.....	1-12, 8-17	569.....	8-18
489HDG.....	8-38	518.....	1-12, 8-17	569HDG.....	8-18
490.....	2-2	519.....	1-12, 8-17	570.....	8-18
490i.....	2-2	520.....	1-12, 8-17	570A.....	8-18
490S.....	2-4	520A.....	1-12, 8-17	570AHDG.....	8-18
490SGR.....	2-8	520B.....	1-12, 8-17	570B.....	8-18
490TBS.....	3-5	521.....	1-12	570BHDG.....	8-18
491.....	2-2	522.....	1-12	570HDG.....	8-18
491i.....	2-2	523.....	1-12	571.....	6-17
491S.....	2-4	524.....	1-12	571M.....	6-18
491SGR.....	2-8	525.....	1-12	571MHDG.....	6-19
491TBS.....	3-5	526.....	1-12	571P.....	6-17
492.....	2-2	527.....	1-12, 8-17	571S.....	6-18
492i.....	2-2	528.....	1-12, 8-17	572.....	6-17
492S.....	2-4	529.....	1-12, 8-17	572M.....	6-18
492SGR.....	2-8	530.....	1-12, 8-17	572MHDG.....	6-19
492TBS.....	3-5	530A.....	1-12, 8-17	572P.....	6-17
493.....	2-2	530B.....	1-12, 8-17	572S.....	6-18
493i.....	2-2	531.....	8-17	573.....	6-17
493S.....	2-4	531A.....	8-17	573M.....	6-18
493SGR.....	2-8	531B.....	8-17	573MHDG.....	6-19
493TBS.....	3-5	532.....	8-17	573P.....	6-17
494.....	2-2	533.....	8-17	573S.....	6-18
494i.....	2-2	534.....	8-17	574.....	6-17
494S.....	2-4	535.....	8-17	574M.....	6-18
494SGR.....	2-8	536.....	8-17	574MHDG.....	6-19
495.....	2-2	541.....	8-17	574P.....	6-17
495i.....	2-2	541A.....	8-17	574S.....	6-18
495S.....	2-4	541B.....	8-17	576.....	6-17
495SGR.....	2-8	542.....	8-17	576M.....	6-18
496.....	2-2	543.....	8-17	576MHDG.....	6-19

576P	6-17	624B	11-4	640S	1-3, 8-4
576S	6-18	625	11-2	640Si	1-3
577	6-17	626	11-2	640TBS	3-6
577M	6-18	626A	11-3	641	1-6
577MHDG	6-19	626B	11-3	641S	1-3
577P	6-17	626BS	11-3	642	1-6
577S	6-18	626C	11-3	642S	1-3
579	6-17	626D	11-3	643	1-6
579M	6-18	627	11-2	643S	1-3
579MHDG	6-19	628	11-2	644	1-6
579P	6-17	629	11-2	644S	1-3
579S	6-18	630	11-1	645	1-6
581	6-19	630B	11-1	645S	1-3
582	6-19	630DB	11-1	646	1-6
583	6-19	630TBS	3-6	646S	1-3
584	6-19	631	1-6	647	1-6
586	6-19	631i	1-6	647S	1-3, 8-5
587	6-19	631S	1-3	648	1-6
589	6-19	631Si	1-3	648S	1-3, 8-5
590	1-7, 3-14	631TBS	3-6	649	1-6
591	5-7	632	1-6	649S	1-3, 8-5
593	5-7	632i	1-6	650	1-6
594	5-7	632S	1-3	650S	1-3, 8-5
595	5-7	632Si	1-3	651	1-5
596	5-7	632TBS	3-6	651i	1-5
596A	5-7	633	1-6	651S	1-1
601	12-6	633i	1-6	651Si	1-1
602	12-6	633S	1-3	651SiRT	1-2
603	12-6	633Si	1-3	651SRT	1-2
604	12-6	633TBS	3-6	652	1-5
604A	12-6	634	1-6	652i	1-5
605	12-6	634i	1-6	652S	1-1
606	12-6	634S	1-3	652Si	1-1
607	12-6	634Si	1-3	652SiRT	1-2
608	12-6	634TBS	3-6	652SRT	1-2
609	12-6	635	1-6	653	1-5
610	12-6	635i	1-6	653i	1-5
611	12-6	635S	1-3	653S	1-1
612	12-6	635Si	1-3	653Si	1-1
613	12-6	635TBS	3-6	653SiRT	1-2
614	12-6	636	1-6	653SRT	1-2
614A	12-6	636i	1-6	654	1-5
615	12-6	636S	1-3	654i	1-5
616	12-6	636Si	1-3	654S	1-1
617	12-6	636TBS	3-6	654Si	1-1
618	12-6	637	1-6	654SiRT	1-2
619	12-6	637i	1-6	654SRT	1-2
620	12-6	637S	1-3, 8-4	655	1-5
620BP	11-3	637Si	1-3	655i	1-5
620DB	11-3	637TBS	3-6	655S	1-1
620Z	11-3	638	1-6	655Si	1-1
621	11-4	638i	1-6	655SiRT	1-2
621A	11-4	638S	1-3, 8-4	655SRT	1-2
621B	11-4	638Si	1-3	656	1-5
622	11-4	638TBS	3-6	656i	1-5
622A	11-4	639	1-6	656S	1-1
622B	11-4	639i	1-6	656Si	1-1
623	11-4	639S	1-3, 8-4	656SiRT	1-2
623A	11-4	639Si	1-3	656SRT	1-2
623B	11-4	639TBS	3-6	657	1-5
624	11-4	640	1-6	657i	1-5
624A	11-4	640i	1-6	657S	1-1

657Si .....	1-1	674MHDG .....	8-4	737.....	5-3
657SiRT .....	1-2	674S .....	8-3	738.....	5-3
657SRT.....	1-2	674Si .....	8-3	739.....	5-3
658.....	1-5	675MHDG .....	8-4	740.....	5-3
658i .....	1-5	675S .....	8-3	741.....	5-4
658S .....	1-1	675Si .....	8-3	742.....	5-4
658Si .....	1-1	676MHDG .....	8-4	743.....	5-4
658SiRT .....	1-2	676S .....	8-3	744.....	5-4
658SRT.....	1-2	676Si .....	8-3	745.....	5-4
659.....	1-5	681HDG .....	8-5	746.....	5-4
659i .....	1-5	681S .....	8-5	747.....	5-4
659S .....	1-1	682HDG .....	8-5	748.....	5-4
659Si .....	1-1	682S .....	8-5	749.....	5-4
659SiRT .....	1-2	683HDG .....	8-5	750.....	5-4
659SRT.....	1-2	683S .....	8-5	750A.....	5-4
660.....	1-5	684HDG .....	8-5	750B.....	5-4
660i .....	1-5	684S .....	8-5	751.....	8-15
660S .....	1-1	685HDG .....	8-5	751A.....	8-15
660Si .....	1-1	685S .....	8-5	751i .....	8-15
660SiRT .....	1-2	686HDG .....	8-5	751M.....	8-16
660SRT.....	1-2	686S .....	8-5	751Mi.....	8-16
661.....	1-5	690.....	11-6	752.....	8-15
661S .....	1-1	691.....	11-6	752A.....	8-15
661SRT.....	1-2	692.....	11-6	752i .....	8-15
662.....	1-5	693.....	11-6	752M.....	8-16
662S .....	1-1	694.....	11-6	752Mi.....	8-16
662SRT.....	1-2	695.....	11-6	753.....	8-15
663.....	1-5	696.....	11-6	753i .....	8-15
663S .....	1-1	697.....	11-6	753M.....	8-16
663SRT.....	1-2	698.....	11-6	753Mi.....	8-16
664.....	1-5	699.....	11-6	754.....	8-15
664S .....	1-1	700.....	11-6	754i .....	8-15
664SRT.....	1-2	701.....	11-6	754M.....	8-16
665.....	1-5	702.....	11-6	754Mi.....	8-16
665S .....	1-1	703.....	11-6	755.....	8-15
665SRT.....	1-2	704.....	5-5	755i .....	8-15
666.....	1-5	705.....	5-5	755M.....	8-16
666S .....	1-1	706.....	5-5	755Mi.....	8-16
666SRT.....	1-2	707.....	5-5	756.....	8-15
667.....	1-5	708.....	5-5	756i .....	8-15
667S .....	1-1	709.....	5-2	756M.....	8-16
667SRT.....	1-2	710.....	5-2	756Mi.....	8-16
668.....	1-5	711.....	8-31	757.....	8-15
668S .....	1-1	712.....	8-31	757i .....	8-15
668SRT.....	1-2	713.....	8-31	757M.....	8-16
669.....	1-5	714.....	8-31	757Mi.....	8-16
669S .....	1-1	715.....	8-31	758.....	8-15
669SRT.....	1-2	716.....	8-31	758i .....	8-15
670.....	1-5	717.....	8-31	758M.....	8-16
670S .....	1-1	718.....	8-31	758Mi.....	8-16
670SRT.....	1-2	719.....	8-31	759.....	8-15
671.....	8-3	720.....	8-31	759i .....	8-15
671MHDG .....	8-4	720A.....	8-31	759M.....	8-16
671S .....	8-3	720B.....	8-31	759Mi.....	8-16
671Si .....	8-3	727.....	5-5	760.....	8-15
672.....	8-3	729.....	5-5	760A.....	8-16
672MHDG .....	8-4	731.....	5-3	760b.....	8-16
672S .....	8-3	732.....	5-3	760i .....	8-15
672Si .....	8-3	733.....	5-3	760M.....	8-16
673MHDG .....	8-4	734.....	5-3	760Mi.....	8-16
673S .....	8-3	735.....	5-3	761.....	7-4
673Si .....	8-3	736.....	5-3	761HDG.....	7-4

762.....	7-4	806.....	11-9	856S .....	8-12
762HDG .....	7-4	807.....	11-9	857.....	8-12
763.....	7-4	808.....	11-9	857HDG .....	8-11
763HDG .....	7-4	809.....	11-9	858.....	8-12
764.....	7-4	810.....	11-9	858HDG .....	8-11
764HDG .....	7-4	810DB .....	11-10	859.....	8-12
765.....	7-4	811.....	11-9	859HDG .....	8-11
765HDG .....	7-4	812.....	11-9	860.....	8-12
766.....	7-4	813.....	11-8	860A.....	8-12
766HDG .....	7-4	813B.....	11-8	860AHDG .....	8-11
767.....	7-4	817.....	11-9	860B.....	8-12
767HDG .....	7-4	818.....	11-9	860BHDG .....	8-11
768.....	7-4	819.....	11-9	860HDG .....	8-11
768HDG .....	7-4	820.....	11-8	860T .....	11-18
769.....	7-4	821.....	11-8	861.....	11-18
769HDG .....	7-4	822.....	11-8	866BLU.....	11-18
770.....	7-4	823.....	11-8	866BRN .....	11-18
770HDG .....	7-4	824.....	11-8	866GRN .....	11-18
771.....	1-10	825.....	11-8	866GRY .....	11-18
771G.....	6-32	826.....	11-8	866ORN .....	11-18
771GLT .....	6-31	827.....	11-8	866RED.....	11-18
771S .....	6-32	828.....	11-8	866T .....	11-18
772.....	1-10	829.....	11-8	866WHT.....	11-18
772G.....	6-32	830BLU.....	11-18	866YEL.....	11-18
772GLT .....	6-31	830BRN .....	11-18	867T .....	11-18
772S .....	6-32	830GRN .....	11-18	868.....	11-19
773.....	1-10	830GRY .....	11-18	868F .....	11-19
773G.....	6-32	830ORN .....	11-18	869.....	11-18
773GLT .....	6-31	830PUR.....	11-18	870.....	11-18
773S .....	6-32	830RED.....	11-18	870C.....	11-18
774G.....	6-32	830T .....	11-18	870T .....	11-18
774GLT .....	6-31	830WHT.....	11-18	871.....	4-4, 5-12
774S .....	6-32	830YEL.....	11-18	871S .....	4-4, 5-12
775G.....	6-32	831.....	8-20	872.....	4-4, 5-12
775GLT .....	6-31	832.....	8-20	872S .....	4-4, 5-12
775S .....	6-32	833.....	8-20	873.....	4-3, 5-14
776G.....	6-32	834.....	8-20	873A.....	4-3, 5-14
776GLT .....	6-31	835.....	8-20	873B.....	4-3, 5-14
776S .....	6-32	836.....	8-20	874.....	4-3, 5-14
777G.....	6-32	837.....	8-20	874A.....	4-3, 5-14
777GLT .....	6-31	838.....	8-20	874B.....	4-3, 5-14
777S .....	6-32	839.....	8-20	874C.....	4-3, 5-14
779G.....	6-32	840.....	8-20	875.....	4-3, 5-14
779GLT .....	6-31	840A.....	8-20	875A.....	4-3, 5-14
779S .....	6-32	840B.....	8-20	875C.....	4-3, 5-14
781.....	1-10	851.....	8-12	876.....	4-3, 5-14
782.....	1-10	851HDG .....	8-11	876A.....	4-3, 5-14
790.....	11-7	851S .....	8-12	876B.....	4-3, 5-14
791.....	11-7	852.....	8-12	876C.....	4-3, 5-14
792.....	11-7	852HDG .....	8-11	876D.....	4-3, 5-14
793.....	11-7	852S .....	8-12	876E.....	4-3, 5-14
794.....	11-7	853.....	8-12	881.....	10-3
795.....	11-7	853HDG .....	8-11	881A.....	10-3
796.....	11-7	853S .....	8-12	881B.....	10-3
797.....	11-7	854.....	8-12	882.....	10-3
798.....	11-7	854HDG .....	8-11	882A.....	10-3
799.....	11-7	854S .....	8-12	882B.....	10-3
800.....	11-7	855.....	8-12	883.....	10-3
801.....	11-7	855HDG .....	8-11	883A.....	10-3
802.....	11-7	855S .....	8-12	883B.....	10-3
803.....	11-7	856.....	8-12	883C.....	10-3
805.....	11-9	856HDG .....	8-11	883D.....	10-3



890.....	11-20	984.....	5-6	1047.....	13-9
891.....	11-20	985.....	5-6	1048.....	13-9
892.....	11-20	986.....	5-6	1049.....	13-9
893.....	11-20	987.....	5-6	1050.....	13-9
895.....	11-20	994.....	5-6	1050A.....	13-9
896.....	11-20	995.....	5-6	1050A80.....	13-34
897.....	11-20	996.....	5-6	1050B.....	13-9
900.....	8-27	997.....	5-6	1050B80.....	13-34
901.....	8-27	998.....	5-12	1051.....	13-8
902.....	8-27	999.....	5-9	1052.....	13-8
903.....	8-27	1000.....	5-13, 7-6	1053.....	13-8
904.....	8-27	1000A.....	5-13, 7-6	1054.....	13-8
905.....	8-27	1001.....	5-10	1055.....	13-8
906.....	8-27	1002.....	5-10	1056.....	13-8
907.....	8-27	1003.....	5-10	1057.....	13-8
908.....	8-27	1004.....	5-11	1058.....	13-8
909.....	8-27	1005.....	5-11	1059.....	13-8
910.....	8-27	1006.....	5-11	1060.....	13-8
911.....	8-27	1007.....	5-11	1060A.....	13-8
912.....	8-27	1008.....	5-11	1060A80.....	13-34
913.....	8-27	1011.....	13-3	1060B.....	13-8
914.....	8-27	1012.....	13-3	1060B80.....	13-34
915.....	8-27	1013.....	13-3	1061.....	13-6
916.....	8-27	1014.....	13-3	1062.....	13-6
917.....	8-27	1015.....	13-3	1063.....	13-6
918.....	8-27	1016.....	13-3	1064.....	13-6
919.....	8-27	1017.....	13-3	1065.....	13-6
920.....	8-27	1018.....	13-3	1066.....	13-6
921.....	8-27	1019.....	13-3	1067.....	13-6
922.....	8-27	1020.....	13-3	1068.....	13-6
923.....	8-27	1020A.....	13-3	1070.....	13-6
924.....	8-27	1020B.....	13-3	1071.....	13-9
925.....	8-27	1021.....	13-3	1072.....	13-9
926.....	8-27	1022.....	13-3	1073.....	13-9
927.....	8-27	1023.....	13-3	1074.....	13-9
928.....	8-27	1024.....	13-3	1075.....	13-9
929.....	8-27	1025.....	13-3	1076.....	13-9
930.....	8-27	1026.....	13-3	1077.....	13-9
931.....	8-27	1027.....	13-3	1078.....	13-9
932.....	8-27	1028.....	13-3	1079.....	13-9
933.....	8-27	1029.....	13-3	1080.....	13-9
934.....	8-27	1030.....	13-3	1081.....	13-1
935.....	8-27	1030A.....	13-3	1082.....	13-1
936.....	8-27	1030B.....	13-3	1083.....	13-1
937.....	8-27	1031.....	13-4	1084.....	13-1
938.....	8-27	1032.....	13-4	1085.....	13-1
939.....	8-27	1033.....	13-4	1086.....	13-1
940.....	8-27	1034.....	13-4	1087.....	13-1
941.....	8-27	1035.....	13-4	1088.....	13-1
942.....	8-27	1036.....	13-4	1089.....	13-1
943.....	8-27	1037.....	13-4	1090.....	13-1
944.....	8-27	1038.....	13-4	1090A.....	13-1
952.....	4-1	1039.....	13-4	1090B.....	13-1
953.....	4-1	1040.....	13-4	1091.....	13-23
954.....	4-1	1040A.....	13-4	1092.....	13-23
955.....	4-1	1040B.....	13-4	1094.....	13-2
956.....	4-1	1041.....	13-9	1096.....	13-2
961.....	5-8	1042.....	13-9	1097.....	5-13, 7-6
962.....	12-7	1043.....	13-9	1097A.....	5-13, 7-6
965.....	5-8	1044.....	13-9	1098.....	5-13, 7-6
981S.....	8-29	1045.....	13-9	1099.....	5-13, 7-6
982S.....	8-29	1046.....	13-9	1100.....	5-13, 7-6

1101.....	13-6	1165.....	13-11	1225.....	13-22
1101TC.....	3-24	1166.....	13-11	1226.....	13-22
1102.....	13-6	1167.....	13-11	1227.....	13-22
1105TC.....	3-24	1168.....	13-11	1228.....	13-22
1106.....	5-13, 7-6	1169.....	13-11	1229.....	13-22
1106TC.....	3-24	1170.....	13-11	1230.....	13-22
1107.....	5-13, 7-6	1171.....	13-12	1231.....	13-22
1111.....	13-1	1172.....	13-12	1232.....	13-22
1112.....	13-1	1173.....	13-12	1233.....	13-22
1113.....	13-1	1174.....	13-12	1234.....	13-22
1114.....	13-1	1175.....	13-12	1235.....	13-22
1115.....	13-1	1176.....	13-12	1236.....	13-23
1116.....	13-1	1177.....	13-12	1237.....	13-23
1117.....	13-1	1178.....	13-12	1238.....	13-23
1118.....	13-1	1179.....	13-12	1239.....	13-22
1119.....	13-1	1180.....	13-12	1241.....	13-7
1120.....	13-1	1181.....	13-10	1242.....	13-7
1121.....	13-2	1182.....	13-10	1243.....	13-7
1122.....	13-2	1183.....	13-10	1244.....	13-7
1123.....	13-2	1184.....	13-10	1245.....	13-7
1124.....	13-2	1185.....	13-10	1246.....	13-7
1125.....	13-2	1186.....	13-10	1247.....	13-7
1126.....	13-2	1187.....	13-10	1248.....	13-7
1127.....	13-2	1188.....	13-10	1249.....	13-7
1128.....	13-2	1189.....	13-10	1250.....	13-7
1129.....	13-2	1190.....	13-10	1250A.....	13-7
1130.....	13-2	1191.....	13-12	1250B.....	13-7
1130A.....	13-2	1192.....	13-12	1251.....	13-7
1130B.....	13-2	1193.....	13-12	1252.....	13-7
1132.....	13-5	1194.....	13-12	1253.....	13-7
1133.....	13-5	1195.....	13-12	1254.....	13-7
1134.....	13-5	1196.....	13-12	1255.....	13-7
1135.....	13-5	1197.....	13-12	1256.....	13-7
1136.....	13-5	1198.....	13-12	1257.....	13-7
1137.....	13-5	1199.....	13-12	1258.....	13-7
1138.....	13-5	1199A.....	13-12	1259.....	13-7
1139.....	13-5	1200.....	11-20	1260.....	13-7
1140.....	13-5	1201.....	11-20	1260A.....	13-7
1141.....	13-10	1202.....	11-20	1260B.....	13-7
1142.....	13-10	1203.....	5-2	1261.....	13-8
1143.....	13-10	1204.....	5-2	1262.....	13-8
1144.....	13-10	1206.....	13-4	1263.....	13-8
1145.....	13-10	1207.....	13-4	1264.....	13-8
1146.....	13-10	1208.....	13-4	1265.....	13-8
1147.....	13-10	1208A.....	13-4	1266.....	13-8
1148.....	13-10	1208B.....	13-4	1267.....	13-8
1149.....	13-10	1209.....	11-20	1268.....	13-8
1150.....	13-10	1210.....	11-20	1269.....	13-8
1151.....	13-11	1211.....	13-5	1270.....	13-8
1152.....	13-11	1212.....	13-5	1270A.....	13-8
1153.....	13-11	1213.....	13-5	1270B.....	13-8
1154.....	13-11	1214.....	13-5	1280.....	13-20
1155.....	13-11	1215.....	13-5	1281.....	13-17
1156.....	13-11	1216.....	13-5	1282.....	13-17
1157.....	13-11	1217.....	13-5	1283.....	13-17
1158.....	13-11	1218.....	13-5	1284.....	13-17
1159.....	13-11	1219.....	13-5	1285.....	13-20
1160.....	13-11	1220.....	13-5	1286.....	13-20
1161.....	13-11	1221.....	13-22	1287.....	13-20
1162.....	13-11	1222.....	13-22	1288.....	13-17
1163.....	13-11	1223.....	13-22	1289.....	13-17
1164.....	13-11	1224.....	13-22	1290.....	13-17

1291.....	13-20	1353.....	13-26	1421.....	13-32
1292.....	13-20	1354.....	13-26	1422.....	13-32
1293.....	13-20	1355.....	13-26	1423.....	13-32
1294.....	13-18	1356.....	13-26	1424.....	13-32
1295.....	13-18	1357.....	13-26	1425.....	13-32
1296.....	13-18	1358.....	13-26	1426.....	13-32
1297.....	13-21	1359.....	13-26	1427.....	13-32
1298.....	13-21	1360.....	13-26	1428.....	13-32
1299.....	13-21	1361.....	13-26	1429.....	13-32
1301.....	13-18	1362.....	13-26	1430.....	13-32
1302.....	13-18	1363.....	13-29	1431.....	13-32
1303.....	13-18	1364.....	13-29	1432.....	13-32
1304.....	13-21	1371.....	13-24	1433.....	13-32
1305.....	13-21	1372.....	13-24	1434.....	13-32
1306.....	13-21	1373.....	13-24	1435.....	13-32
1307.....	13-19	1374.....	13-24	1436.....	13-32
1308.....	13-19	1375.....	13-24	1437.....	13-32
1309.....	13-19	1376.....	13-24	1438.....	13-32
1310.....	13-19	1377.....	13-31	1439.....	13-32
1311.....	13-19	1378.....	13-31	1440.....	13-32
1312.....	13-19	1379.....	13-31	1441.....	13-32
1313.....	13-15	1380.....	13-31	1442.....	13-32
1314.....	13-15	1381.....	13-31	1443.....	13-32
1315.....	13-14	1382.....	13-31	1444.....	13-32
1316.....	13-14	1383.....	13-31	1445.....	13-32
1317.....	13-13	1384.....	13-31	1446.....	13-32
1318.....	13-13	1385.....	13-31	1447.....	13-32
1319.....	13-13	1386.....	13-31	1448.....	13-32
1320.....	13-13	1387.....	13-31	1449.....	13-33
1321.....	13-13	1388.....	13-31	1450.....	13-33
1323.....	13-13	1389.....	13-31	1451.....	13-33
1324.....	13-16	1390.....	13-31	1452.....	13-33
1325.....	13-16	1391.....	13-31	1453.....	13-33
1326.....	13-14	1392.....	13-31	1454.....	13-33
1327.....	13-29	1393.....	13-31	1455.....	13-33
1328.....	13-29	1394.....	13-31	1456.....	13-33
1328P.....	13-29	1395.....	13-31	1457.....	13-33
1329.....	13-29	1396.....	13-31	1458.....	13-33
1329H.....	13-29	1397.....	13-31	1459.....	13-33
1329P.....	13-29	1398.....	13-31	1460.....	13-33
1331.....	13-25	1399.....	13-31	1461.....	13-33
1332.....	13-25	1400.....	13-31	1462.....	13-33
1333.....	13-25	1401.....	13-31	1463.....	13-33
1334.....	13-25	1402.....	13-31	1464.....	13-33
1335.....	13-25	1403.....	13-31	1465.....	13-33
1336.....	13-25	1404.....	13-31	1466.....	13-33
1337.....	13-25	1405.....	13-31	1467.....	13-33
1338.....	13-25	1406.....	13-31	1468.....	13-33
1339.....	13-25	1407.....	13-31	1469.....	13-33
1340.....	13-25	1408.....	13-31	1470.....	13-33
1341.....	13-25	1409.....	13-31	1471.....	13-33
1342.....	13-25	1410.....	13-31	1472.....	13-33
1343.....	13-25	1411.....	13-31	1473.....	13-33
1344.....	13-25	1412.....	13-31	1474.....	13-33
1345.....	13-25	1413.....	13-32	1475.....	13-33
1346.....	13-25	1414.....	13-32	1476.....	13-33
1347.....	13-26	1415.....	13-32	1477.....	13-33
1348.....	13-26	1416.....	13-32	1478.....	13-33
1349.....	13-26	1417.....	13-32	1480.....	13-24
1350.....	13-26	1418.....	13-32	1481.....	13-24
1351.....	13-26	1419.....	13-32	1482.....	13-24
1352.....	13-26	1420.....	13-32	1483.....	13-24

1484.....	13-24	1570.....	7-2	1697.....	13-36
1485.....	13-24	1570HDG.....	7-2	1704.....	13-36
1486.....	13-24	1571.....	7-3	1705.....	13-36
1487.....	13-24	1571HDG.....	7-3	1706.....	13-36
1488.....	13-24	1572.....	7-3	1707.....	13-36
1490.....	13-24	1572HDG.....	7-3	1708.....	13-36
1491.....	13-27	1573.....	7-3	1710.....	13-36
1492.....	13-27	1573HDG.....	7-3	1750.....	5-9
1493.....	13-27	1574.....	7-3	1751.....	5-9
1494.....	13-27	1574HDG.....	7-3	1752.....	5-9
1495.....	13-27	1575.....	7-3	1753.....	5-9
1496.....	13-27	1575HDG.....	7-3	1754.....	5-9
1501.....	2-12	1576.....	7-3	1755.....	5-9
1502.....	2-12	1576HDG.....	7-3	1756.....	5-9
1511.....	13-28	1577.....	7-3	1757.....	5-9
1512.....	13-28	1577HDG.....	7-3	1758.....	5-9
1513.....	13-28	1578.....	7-3	1759.....	5-9
1514.....	5-15	1578HDG.....	7-3	1780.....	15-1
1515.....	5-15	1591.....	11-19	1780S.....	15-1
1517.....	5-15	1592.....	11-19	1781.....	15-1
1521.....	2-12	1593.....	11-19	1782.....	15-1
1522.....	2-12	1594.....	11-19	1783.....	15-1
1550.....	7-1	1595.....	11-19	1791.....	8-37
1551.....	7-1	1596.....	11-19	1792.....	8-37
1551HDG.....	7-1	1597.....	11-19	1793.....	8-37
1552.....	7-1	1598.....	11-19	1810.....	11-9
1552HDG.....	7-1	1611.....	13-28	1818.....	11-9
1553.....	7-1	1612.....	13-28	1820.....	11-9
1553HDG.....	7-1	1613.....	13-28	1891.....	8-37
1554.....	7-1	1621.....	13-30	1892.....	8-37
1554HDG.....	7-1	1621R.....	13-30	1893.....	8-37
1555.....	7-1	1622.....	13-30	2101.....	7-5
1555HDG.....	7-1	1622R.....	13-30	2101CS.....	7-5
1556.....	7-1	1623.....	13-30	2102.....	7-5
1556HDG.....	7-1	1623R.....	13-30	2102CS.....	7-5
1557.....	7-1	1624R.....	13-30	2103.....	7-5
1557HDG.....	7-1	1625R.....	13-30	2103CS.....	7-5
1558.....	7-1	1626R.....	13-30	2104.....	7-5
1558HDG.....	7-1	1631.....	13-27	2104CS.....	7-5
1559.....	7-1	1632.....	13-27	2105.....	7-5
1559A.....	7-1	1633.....	13-27	2105CS.....	7-5
1559AHDG.....	7-1	1636.....	13-29	2106.....	7-5
1559HDG.....	7-1	1637.....	13-29	2106CS.....	7-5
1560.....	7-2	1661.....	1-13	2107.....	7-5
1561.....	7-2	1662.....	1-13	2107CS.....	7-5
1561HDG.....	7-2	1663.....	1-13	2108.....	7-5
1562.....	7-2	1664.....	1-13	2108CS.....	7-5
1562HDG.....	7-2	1665.....	1-13	2109.....	7-5
1563.....	7-2	1666.....	1-13	2109CS.....	7-5
1563HDG.....	7-2	1667.....	1-13	2110.....	7-5
1564.....	7-2	1668.....	1-13	2110CS.....	7-5
1564HDG.....	7-2	1669.....	1-13	2111.....	7-7
1565.....	7-2	1670.....	1-13	2112.....	7-7
1565HDG.....	7-2	1684.....	13-36	2113.....	7-7
1566.....	7-2	1685.....	13-36	2514.....	13-28
1566HDG.....	7-2	1686.....	13-36	2515.....	13-28
1567.....	7-2	1687.....	13-36	2516.....	13-28
1567HDG.....	7-2	1688.....	13-36	2624.....	9-3
1568.....	7-2	1690.....	13-36	2636.....	9-3
1568HDG.....	7-2	1694.....	13-36	2807.....	11-10
1569.....	7-2	1695.....	13-36	2808.....	11-10
1569HDG.....	7-2	1696.....	13-36	2809.....	11-10

2817.....	11-10	3101.....	11-11	4309.....	3-22
2818.....	11-10	3102.....	11-11	4310.....	3-22
2819.....	11-10	3103.....	11-11	5200.....	3-21
2820.....	11-10	3105.....	11-11	5200R.....	3-21
2901.....	11-12	3106.....	11-11	5201.....	3-21
2901A.....	11-12	3107.....	11-11	5201R.....	3-21
2902.....	11-12	3108.....	11-11	5201RL.....	3-21
2902A.....	11-12	3109.....	11-11	5202.....	3-21
2903.....	11-12	3109A.....	11-11	5202R.....	3-21
2903A.....	11-12	3109B.....	11-11	5202R500.....	3-21
2903B.....	11-12	3110.....	11-11	5203.....	3-21
2905.....	11-12	3110A.....	11-11	5203C50.....	3-21
2905A.....	11-12	3111.....	11-11	5203R.....	3-21
2906.....	11-12	3111A.....	11-11	5203R300.....	3-21
2907.....	11-12	3112.....	11-11	5204.....	3-21
2907A.....	11-12	3201.....	11-15	5204R.....	3-21
2908.....	11-12	3202.....	11-15	5204R400.....	3-21
2909.....	11-12	3203.....	11-15	5205.....	3-21
2909A.....	11-12	3205.....	11-15	5205C25.....	3-21
2909B.....	11-12	3206.....	11-15	5205R.....	3-21
2910.....	11-12	3207.....	11-15	5206.....	3-21
2910A.....	11-12	3208.....	11-15	5206R.....	3-21
2911.....	11-12	3209.....	11-15	5207.....	3-21
2911A.....	11-12	3209A.....	11-15	5208.....	3-21
2912.....	11-12	3209B.....	11-15	5209.....	3-21
2921.....	11-13	3210.....	11-15	5210.....	3-21
2922.....	11-13	3210A.....	11-15	5250.....	3-21
2923.....	11-13	3211.....	11-15	6100.....	2-15
2925.....	11-13	3211A.....	11-15	6100R.....	2-15
2925A.....	11-13	3212.....	11-15	6101.....	2-15
2926.....	11-13	3301.....	11-11	6101R.....	2-15
2927.....	11-13	3302.....	11-11	6102.....	2-15
2927A.....	11-13	3303.....	11-11	6102R.....	2-15
2928.....	11-13	3305.....	11-11	6103.....	2-15
2929.....	11-13	3305A.....	11-11	6103R.....	2-15
2929A.....	11-13	3306.....	11-11	6104.....	2-15
2929B.....	11-13	3307.....	11-11	6104R.....	2-15
2930.....	11-13	3308.....	11-11	6105.....	2-15
2931.....	11-13	3309.....	11-11	6105R.....	2-15
2932.....	11-13	3309A.....	11-11	6105R150.....	2-15
2933.....	11-13	3310.....	11-11	6106.....	2-15
2934.....	11-13	3310A.....	11-11	6106R.....	2-15
3001.....	11-14	3311.....	11-11	6107.....	2-15
3002.....	11-14	3311A.....	11-11	6108.....	2-15
3003.....	11-14	3312.....	11-11	6109.....	2-15
3005.....	11-14	4300.....	3-22	6110.....	2-15
3005A.....	11-14	4300C100.....	3-22	6410.....	9-9
3006.....	11-14	4300R.....	3-22	6415.....	9-6
3007.....	11-14	4301.....	3-22	6422.....	9-6
3008.....	11-14	4301R.....	3-22	6430.....	9-5
3008A.....	11-14	4302.....	3-22	6451.....	9-8
3009.....	11-14	4302R.....	3-22	6452.....	9-8
3009A.....	11-14	4303.....	3-22	6453.....	9-8
3009B.....	11-14	4303R.....	3-22	6454.....	9-9
3010.....	11-14	4304.....	3-22	6455.....	9-9
3010A.....	11-14	4304R.....	3-22	6456.....	9-9
3011.....	11-14	4305.....	3-22	6457.....	9-9
3011A.....	11-14	4305R.....	3-22	6458.....	9-9
3012.....	11-14	4306.....	3-22	6459.....	9-9
3036.....	9-3	4306R.....	3-22	6515.....	9-6
3042.....	9-3	4307.....	3-22	6522.....	9-6
3048.....	9-3	4308.....	3-22	6530.....	9-5

6615.....	9-6	8922.....	9-2	64595.....	9-9
6622.....	9-6	8924.....	9-3	64596.....	9-9
6624.....	9-7	8930.....	9-2	64598.....	9-9
6630.....	9-5	8936.....	9-3	104180.....	13-34
6630SR.....	9-7	8948.....	9-3	104280.....	13-34
6636.....	9-7	9663.....	5-7	104380.....	13-34
6642.....	9-7	9674.....	5-7	104480.....	13-34
6648.....	9-7	9685.....	5-7	104580.....	13-34
6715.....	9-6	9696.....	5-7	104680.....	13-34
6722.....	9-6	9707.....	5-7	104780.....	13-34
6724.....	9-7	17400CG.....	15-2	104880.....	13-34
6730.....	9-5	17400HB.....	15-2	105080.....	13-34
6730SR.....	9-7	64104.....	9-9	105180.....	13-34
6736.....	9-7	64105.....	9-9	105280.....	13-34
6742.....	9-7	64106.....	9-9	105380.....	13-34
6748.....	9-7	64108.....	9-9	105480.....	13-34
6815.....	9-6	64512.....	9-8	105580.....	13-34
6822.....	9-6	64513.....	9-8	105680.....	13-34
6824.....	9-7	64514.....	9-8	105780.....	13-34
6830.....	9-5	64515.....	9-8	105880.....	13-34
6830SR.....	9-7	64516.....	9-8	106080.....	13-34
6836.....	9-7	64518.....	9-8	141480.....	13-35
6842.....	9-7	64522.....	9-8	141580.....	13-35
6848.....	9-7	64523.....	9-8	141680.....	13-35
6915.....	9-6	64524.....	9-8	143980.....	13-35
6922.....	9-6	64525.....	9-8	144080.....	13-35
6924.....	9-7	64526.....	9-8	145880.....	13-35
6930.....	9-5	64528.....	9-8	145980.....	13-35
6930SR.....	9-7	64532.....	9-8	146080.....	13-35
6936.....	9-7	64533.....	9-8	146780.....	13-35
6942.....	9-7	64534.....	9-8	146880.....	13-35
6948.....	9-7	64535.....	9-8	147380.....	13-35
7015.....	9-6	64536.....	9-8	641010.....	9-9
7018.....	9-7	64538.....	9-8	641012.....	9-9
7022.....	9-6	64542.....	9-9	645110.....	9-8
7024.....	9-7	64543.....	9-9	645112.....	9-8
7030.....	9-5	64544.....	9-9	645210.....	9-8
7030SR.....	9-7	64545.....	9-9	645212.....	9-8
7036.....	9-7	64546.....	9-9	645310.....	9-8
7042.....	9-7	64548.....	9-9	645312.....	9-8
7048.....	9-7	64552.....	9-9	645410.....	9-9
7060.....	9-7	64553.....	9-9	645412.....	9-9
8415.....	9-3	64554.....	9-9	645510.....	9-9
8422.....	9-2	64555.....	9-9	645512.....	9-9
8430.....	9-2	64556.....	9-9	645610.....	9-9
8515.....	9-3	64558.....	9-9	645612.....	9-9
8522.....	9-2	64563.....	9-9	645710.....	9-9
8530.....	9-2	64564.....	9-9	645712.....	9-9
8615.....	9-3	64565.....	9-9	645810.....	9-9
8622.....	9-2	64566.....	9-9	645812.....	9-9
8624.....	9-3	64568.....	9-9	645910.....	9-9
8630.....	9-2	64573.....	9-9	645912.....	9-9
8636.....	9-3	64574.....	9-9	6451112.....	9-8
8715.....	9-3	64575.....	9-9	6451212.....	9-8
8722.....	9-2	64576.....	9-9	6451312.....	9-8
8730.....	9-2	64578.....	9-9	6452112.....	9-8
8815.....	9-3	64583.....	9-9	6452212.....	9-8
8822.....	9-2	64584.....	9-9	6452312.....	9-8
8830.....	9-2	64585.....	9-9	6453212.....	9-8
8836.....	9-3	64586.....	9-9	6453312.....	9-8
8848.....	9-3	64588.....	9-9	6454212.....	9-9
8915.....	9-3	64594.....	9-9	6454312.....	9-9

6455212.....	9-9	C4SSCG.....	6-14	CCH38B.....	10-7
6455312.....	9-9	C5.....	6-1	CCH38W.....	10-7
6456212.....	9-9	C5CG.....	6-4	CCH516B.....	10-7
6456312.....	9-9	C5G7.....	6-29	CCH516W.....	10-7
6457312.....	9-9	C5M.....	6-22	CCH58B.....	10-7
6458312.....	9-9	C5MHDG.....	6-23	CCH58W.....	10-7
ACD48.....	12-13	C5SS.....	6-11	CCH716B.....	10-7
ACD49.....	12-13	C5SSCG.....	6-14	CCH716W.....	10-7
ACD50.....	12-13	C6.....	6-1	CCH78B.....	10-7
ACD51.....	12-13	C6CG.....	6-4	CCH78W.....	10-7
ACD52.....	12-13	C6G7.....	6-29	CCH916B.....	10-7
ACD53.....	12-13	C6M.....	6-22	CCH916W.....	10-7
ACW10.....	12-14	C6MHDG.....	6-23	CR4MHDG.....	6-23
ACW11.....	12-14	C6SS.....	6-11	CR5MHDG.....	6-23
ACW12.....	12-14	C6SSCG.....	6-14	CR6MHDG.....	6-23
ACW13.....	12-14	C7.....	6-1	CR7MHDG.....	6-23
ACW1412.....	12-14	C7CG.....	6-4	CR8MHDG.....	6-23
ACW1612.....	12-14	C7G7.....	6-29	CR9MHDG.....	6-23
ACW16124W.....	12-14	C7M.....	6-22	CR10MHDG.....	6-23
AMC1.....	3-1	C7MHDG.....	6-23	DS1.....	1-13
AMC12.....	3-1	C8.....	6-1	DS2.....	1-13
AMC2.....	3-1	C8CG.....	6-4	DS3.....	1-13
BT0418.....	12-4	C8G7.....	6-29	EC1.....	6-6
BT0530.....	12-4	C8M.....	6-22	EC1CG.....	6-9
BT0618.....	12-4	C8MHDG.....	6-23	EC2.....	6-6
BT0750.....	12-4	C9.....	6-1	EC2CG.....	6-9
BT0818.....	12-4	C9CG.....	6-4	EC3.....	6-6
BT0840.....	12-4	C9M.....	6-22	EC3CG.....	6-9
BT1150.....	12-4	C9MHDG.....	6-23	EC4.....	6-6
BT1250.....	12-4	C10.....	6-1	EC4CG.....	6-9
BT1450.....	12-4	C10CG.....	6-4	EC5.....	6-6
BT24175.....	12-4	C10M.....	6-22	EC5CG.....	6-9
BT34175.....	12-4	C10MHDG.....	6-23	EC6.....	6-6
C1.....	6-1	CBS.....	12-11	EC6CG.....	6-9
C1CG.....	6-4	CCH1116B.....	10-7	EC7.....	6-6
C1G7.....	6-29	CCH1116W.....	10-7	EC7CG.....	6-9
C1M.....	6-22	CCH112B.....	10-7	EC8.....	6-6
C1MHDG.....	6-23	CCH112W.....	10-7	EC8CG.....	6-9
C1SS.....	6-11	CCH114B.....	10-7	EC9.....	6-6
C1SSCG.....	6-14	CCH114W.....	10-7	EC9CG.....	6-9
C2.....	6-1	CCH118B.....	10-7	EC10.....	6-6
C2CG.....	6-4	CCH118W.....	10-7	EC10CG.....	6-9
C2G7.....	6-29	CCH12B.....	10-7	ELB1.....	6-6
C2M.....	6-22	CCH12W.....	10-7	ELB1CG.....	6-8
C2MHDG.....	6-23	CCH1316B.....	10-7	ELB2.....	6-6
C2SS.....	6-11	CCH1316W.....	10-7	ELB2CG.....	6-8
C2SSCG.....	6-14	CCH138B.....	10-7	ELB3.....	6-6
C3.....	6-1	CCH138W.....	10-7	ELB3CG.....	6-8
C3CG.....	6-4	CCH14B.....	10-7	ELB4.....	6-6
C3G7.....	6-29	CCH14W.....	10-7	ELB4CG.....	6-8
C3M.....	6-22	CCH18B.....	10-7	ELB5.....	6-6
C3MHDG.....	6-23	CCH18W.....	10-7	ELB5CG.....	6-8
C3SS.....	6-11	CCH1916B.....	10-7	ELB6.....	6-6
C3SSCG.....	6-14	CCH1916W.....	10-7	ELB6CG.....	6-8
C4.....	6-1	CCH1B.....	10-7	ELB7.....	6-6
C4CG.....	6-4	CCH1W.....	10-7	ELB7CG.....	6-8
C4G7.....	6-29	CCH316B.....	10-7	ELB8.....	6-6
C4M.....	6-22	CCH316W.....	10-7	ELB8CG.....	6-8
C4MHDG.....	6-23	CCH34B.....	10-7	ELB9.....	6-6
C4SS.....	6-11	CCH34W.....	10-7		



ELB9CG .....	6-8	ET9CG .....	6-10	K055.....	12-11
ELB10.....	6-6	ET10.....	6-8	LB1 .....	6-1
ELB10CG .....	6-8	ET10CG .....	6-10	LB1CG.....	6-3
ELL1 .....	6-7	FC1.....	12-7	LB1G7.....	6-28
ELL1CG.....	6-9	FLEXLTF11 .....	10-2	LB1M.....	6-21
ELL2.....	6-7	FLEXLTF12 .....	10-1	LB1MHDG .....	6-21
ELL2CG.....	6-9	FLEXLTF16.....	10-2	LB1SS.....	6-11
ELL3 .....	6-7	FLEXLTF34.....	10-1	LB1SSCG .....	6-13
ELL3CG.....	6-9	FLEXLTF38.....	10-1	LB2 .....	6-1
ELL4 .....	6-7	FLEXLTF7.....	10-2	LB2CG.....	6-3
ELL4CG.....	6-9	FLEXRLTF12.....	10-1	LB2G7.....	6-28
ELL5 .....	6-7	FLEXRLTF13.....	10-2	LB2M.....	6-21
ELL5CG.....	6-9	FLEXRLTF21 .....	10-2	LB2MHDG .....	6-21
ELL6.....	6-7	FLEXRLTF34 .....	10-1	LB2SS.....	6-11
ELL6CG.....	6-9	FLEXRITF38 .....	10-1	LB2SSCG .....	6-13
ELL7 .....	6-7	FLEXRITF9 .....	10-2	LB3 .....	6-1
ELL7CG.....	6-9	FS1M.....	8-32	LB3CG.....	6-3
ELL8 .....	6-7	FS2M.....	8-32	LB3G7.....	6-28
ELL8CG.....	6-9	FS3M.....	8-32	LB3M.....	6-21
ELL9 .....	6-7	FSBCM .....	8-34	LB3MHDG .....	6-21
ELL9CG.....	6-9	FSBCS.....	8-35	LB3SS.....	6-11
ELL10.....	6-7	FSCS1M.....	8-33	LB3SSCG .....	6-13
ELL10CG.....	6-9	FSCS2M.....	8-33	LB4 .....	6-1
ELR1 .....	6-7	FSCS3M.....	8-33	LB4CG.....	6-3
ELR1CG .....	6-10	FSD1M.....	8-32	LB4G7.....	6-28
ELR2.....	6-7	FSD2M.....	8-32	LB4M.....	6-21
ELR2CG .....	6-10	FSD3M.....	8-32	LB4MHDG .....	6-21
ELR3 .....	6-7	FSDD1M.....	8-33	LB4SS.....	6-11
ELR3CG .....	6-10	FSDD2M.....	8-33	LB4SSCG .....	6-13
ELR4.....	6-7	FSDD3M.....	8-33	LB5 .....	6-1
ELR4CG .....	6-10	FSDRM .....	8-34	LB5CG.....	6-3
ELR5.....	6-7	FSDRS .....	8-35	LB5G7.....	6-28
ELR5CG .....	6-10	FSFDCG .....	8-34	LB5M.....	6-21
ELR6.....	6-7	FSGFIS .....	8-35	LB5MHDG .....	6-21
ELR6CG .....	6-10	FSGSM .....	8-34	LB5SS.....	6-11
ELR7.....	6-7	FSGSS.....	8-35	LB5SSCG .....	6-13
ELR7CG .....	6-10	GC99.....	11-17	LB6 .....	6-1
ELR8.....	6-7	HF11.....	2-13	LB6CG.....	6-3
ELR8CG .....	6-10	HF11R.....	2-13	LB6G7.....	6-28
ELR9 .....	6-7	HF1112.....	2-13	LB6M.....	6-21
ELR9CG .....	6-10	HF1114.....	2-13	LB6MHDG .....	6-21
ELR10.....	6-7	HF112.....	2-13	LB6SS.....	6-11
ELR10CG .....	6-10	HF112R.....	2-13	LB6SSCG .....	6-13
ET1.....	6-8	HF12.....	2-13	LB7 .....	6-1
ET1CG .....	6-10	HF134 .....	2-13	LB7CG.....	6-3
ET2.....	6-8	HF134R.....	2-13	LB7G7.....	6-28
ET2CG.....	6-10	HF138 .....	2-13	LB7M.....	6-21
ET3.....	6-8	HF21 .....	2-14	LB7MHDG .....	6-21
ET3CG.....	6-10	HF22 .....	2-14	LB8 .....	6-1
ET4.....	6-8	HF212 .....	2-14	LB8CG.....	6-3
ET4CG .....	6-10	HF214 .....	2-14	LB8G7.....	6-28
ET5.....	6-8	HF234 .....	2-14	LB8M.....	6-21
ET5CG.....	6-10	HF238 .....	2-14	LB8MHDG .....	6-21
ET6.....	6-8	HF2112.....	2-14	LB9 .....	6-1
ET6CG.....	6-10	HF2114.....	2-14	LB9CG.....	6-3
ET7.....	6-8	K050.....	12-11	LB9G7.....	6-28
ET7CG .....	6-10	K051.....	12-11	LB9M.....	6-21
ET8.....	6-8	K052.....	12-11	LB9MHDG .....	6-21
ET8CG.....	6-10	K053.....	12-11	LB10 .....	6-1
ET9.....	6-8	K054.....	12-11	LB10CG.....	6-3

LB10G7.....	6-28	LL8M .....	6-24	LR8G7.....	6-30
LB10M.....	6-21	LL8MHDG .....	6-24	LR8M.....	6-25
LB10MHDG .....	6-21	LL9.....	6-2	LR8MHDG .....	6-25
LBR4MHDG.....	6-22	LL9CG .....	6-4	LR9 .....	6-2
LBR5MHDG.....	6-22	LL9M.....	6-24	LR9CG.....	6-5
LBR6MHDG.....	6-22	LL9MHDG .....	6-24	LR9M.....	6-25
LBR7MHDG.....	6-22	LL10.....	6-2	LR9MHDG .....	6-25
LBR8MHDG.....	6-22	LL10CG .....	6-4	LR10 .....	6-2
LBR9MHDG.....	6-22	LL10G7.....	6-29	LR10CG .....	6-5
LBR10MHDG.....	6-22	LL10M.....	6-24	LR10G7.....	6-30
LL1.....	6-2	LL10MHDG .....	6-24	LR10M.....	6-25
LL1CG .....	6-4	LR1 .....	6-2	LR10MHDG .....	6-25
LL1G7.....	6-29	LR1CG.....	6-5	LTF1.....	10-1
LL1M.....	6-24	LR1G7.....	6-30	LTF7.....	10-2
LL1MHDG .....	6-24	LR1M.....	6-25	LTF9.....	10-2
LL1SS .....	6-12	LR1MHDG .....	6-25	LTF11.....	10-2
LL1SSCG.....	6-14	LR1SS.....	6-12	LTF12.....	10-1
LL2.....	6-2	LR1SSCG .....	6-15	LTF13.....	10-2
LL2CG .....	6-4	LR2 .....	6-2	LTF21.....	10-2
LL2G7.....	6-29	LR2CG.....	6-5	LTF29.....	10-2
LL2M.....	6-24	LR2G7.....	6-30	LTF34.....	10-1
LL2MHDG .....	6-24	LR2M.....	6-25	LTF38.....	10-1
LL2SS .....	6-12	LR2MHDG .....	6-25	MLBCG4 .....	6-20
LL2SSCG.....	6-14	LR2SS.....	6-12	MLBCG5 .....	6-20
LL3.....	6-2	LR2SSCG .....	6-15	MLBCG6 .....	6-20
LL3CG .....	6-4	LR3 .....	6-2	MLBCG7 .....	6-20
LL3G7.....	6-29	LR3CG.....	6-5	MLBCG8 .....	6-20
LL3M.....	6-24	LR3G7.....	6-30	MLBCG9 .....	6-20
LL3MHDG .....	6-24	LR3M.....	6-25	MLBCG10 .....	6-20
LL3SS .....	6-12	LR3MHDG .....	6-25	MP4A.....	12-5
LL3SSCG.....	6-14	LR3SS.....	6-12	MP4AB.....	12-5
LL4.....	6-2	LR3SSCG .....	6-15	MP4S.....	12-5
LL4CG .....	6-4	LR4 .....	6-2	MP4SB.....	12-5
LL4G7.....	6-29	LR4CG.....	6-5	NLN1B.....	10-8
LL4M.....	6-24	LR4G7.....	6-30	NLN1G .....	10-8
LL4MHDG .....	6-24	LR4M.....	6-25	NLN12B.....	10-8
LL4SS .....	6-12	LR4MHDG .....	6-25	NLN12G .....	10-8
LL4SSCG.....	6-14	LR4SS.....	6-12	NLN34B.....	10-8
LL5.....	6-2	LR4SSCG .....	6-15	NLN34G .....	10-8
LL5CG .....	6-4	LR5 .....	6-2	NLN38B.....	10-8
LL5G7.....	6-29	LR5CG.....	6-5	NLN38G .....	10-8
LL5M.....	6-24	LR5G7.....	6-30	NT0418 .....	12-4
LL5MHDG .....	6-24	LR5M.....	6-25	NT0530 .....	12-4
LL5SS .....	6-12	LR5MHDG .....	6-25	NT0618 .....	12-4
LL5SSCG.....	6-14	LR5SS.....	6-12	NT0640 .....	12-4
LL6.....	6-2	LR5SSCG .....	6-15	NT0750 .....	12-4
LL6CG .....	6-4	LR6 .....	6-2	NT0818 .....	12-4
LL6G7.....	6-29	LR6CG.....	6-5	NT0840 .....	12-4
LL6M.....	6-24	LR6G7.....	6-30	NT08120 .....	12-4
LL6MHDG .....	6-24	LR6M.....	6-25	NT1150 .....	12-4
LL6SS .....	6-12	LR6MHDG .....	6-25	NT1450 .....	12-4
LL6SSCG.....	6-14	LR6SS.....	6-12	NT24175 .....	12-4
LL7.....	6-2	LR6SSCG .....	6-15	NT30175 .....	12-4
LL7CG .....	6-4	LR7 .....	6-2	NT34175 .....	12-4
LL7G7.....	6-29	LR7CG.....	6-5	P2.....	12-3
LL7M.....	6-24	LR7G7.....	6-30	P470.....	2-10
LL7MHDG .....	6-24	LR7M.....	6-25	P470B.....	2-10
LL8.....	6-2	LR7MHDG .....	6-25	P471.....	2-10
LL8CG .....	6-4	LR8 .....	6-2	P471B.....	2-10
LL8G7.....	6-29	LR8CG.....	6-5	P472.....	2-10

P472B.....	2-10	RB28.....	8-28	T5G7.....	6-30
P473.....	2-10	RB29.....	8-28	T5M.....	6-26
P473B.....	2-10	RB30.....	8-28	T5MHDG.....	6-26
P474.....	2-10	RB31.....	8-28	T5SS.....	6-13
P474B.....	2-10	RB32.....	8-28	T5SSCG.....	6-15
P475.....	2-10	RCR50.....	4-2	T6.....	6-3
P475B.....	2-10	RCR75.....	4-2	T6CG.....	6-5
P476.....	2-10	RLTF16.....	10-2	T6G7.....	6-30
P476B.....	2-10	RLTF34.....	10-1	T6M.....	6-26
P490.....	2-11	RLTF38.....	10-1	T6MHDG.....	6-26
P490B.....	2-11	SB2.531.....	10-6	T6SS.....	6-13
P491.....	2-11	SB3.039.....	10-6	T6SSCG.....	6-15
P491B.....	2-11	SB3.547.....	10-6	T7.....	6-3
P492.....	2-11	SB4.055.....	10-6	T7CG.....	6-5
P492B.....	2-11	SB8756.....	10-6	T7G7.....	6-30
P493.....	2-11	SB8757.....	10-6	T7M.....	6-26
P493B.....	2-11	SB8758.....	10-6	T7MHDG.....	6-26
P494.....	2-11	SB8759.....	10-6	T8.....	6-3
P494B.....	2-11	SB87510.....	10-6	T8CG.....	6-5
P495.....	2-11	SB87511.....	10-6	T8G7.....	6-30
P495B.....	2-11	SB109313.....	10-6	T8M.....	6-26
P496.....	2-11	SB109314.....	10-6	T8MHDG.....	6-26
P496B.....	2-11	SB109315.....	10-6	T9.....	6-3
PK050.....	10-8	SB137514.....	10-6	T9CG.....	6-5
PK051.....	10-8	SB137516.....	10-6	T9M.....	6-26
PK052.....	10-8	SB175022.....	10-6	T9MHDG.....	6-26
PK053.....	10-8	SB200026.....	10-6	T10.....	6-3
PK054.....	10-8	SD1.....	15-3	T10CG.....	6-5
PK055.....	10-8	T1.....	6-3	T10G7.....	6-30
POR1.....	12-3	T124.....	15-2	T10M.....	6-26
PTB0750.....	12-5	T124L.....	15-2	T10MHDG.....	6-26
PTB1150.....	12-5	T1CG.....	6-5	TA50.....	3-7
PTB1450.....	12-5	T1G7.....	6-30	TA75.....	3-7
RB1.....	8-28	T1M.....	6-26	TA100.....	3-7
RB2.....	8-28	T1MHDG.....	6-26	TA125.....	3-7
RB3.....	8-28	T1SS.....	6-13	TA150.....	3-7
RB4.....	8-28	T1SSCG.....	6-15	TA200.....	3-7
RB5.....	8-28	T2.....	6-3	TB1M.....	6-27
RB6.....	8-28	T2CG.....	6-5	TB1SSCG.....	6-16
RB7.....	8-28	T2G7.....	6-30	TB2M.....	6-27
RB8.....	8-28	T2M.....	6-26	TB2SSCG.....	6-16
RB9.....	8-28	T2MHDG.....	6-26	TB3M.....	6-27
RB10.....	8-28	T2SS.....	6-13	TB3SSCG.....	6-16
RB11.....	8-28	T2SSCG.....	6-15	TB4M.....	6-27
RB12.....	8-28	T3.....	6-3	TB4SSCG.....	6-16
RB13.....	8-28	T3CG.....	6-5	TB5M.....	6-27
RB14.....	8-28	T3G7.....	6-30	TB5SSCG.....	6-16
RB15.....	8-28	T3M.....	6-26	TB6M.....	6-27
RB16.....	8-28	T3MHDG.....	6-26	TB6SSCG.....	6-16
RB17.....	8-28	T3SS.....	6-13	UB625.....	10-6
RB18.....	8-28	T3SSCG.....	6-15	UB750.....	10-6
RB19.....	8-28	T4.....	6-3	UB812.....	10-6
RB20.....	8-28	T4CG.....	6-5	UB875.....	10-6
RB21.....	8-28	T4G7.....	6-30	UB1000.....	10-6
RB22.....	8-28	T4M.....	6-26	UB1093.....	10-6
RB23.....	8-28	T4MHDG.....	6-26	UB1375.....	10-6
RB24.....	8-28	T4SS.....	6-13	V22.....	15-1
RB25.....	8-28	T4SSCG.....	6-15	V38.....	15-1
RB26.....	8-28	T5.....	6-3	VF28.....	2-14
RB27.....	8-28	T5CG.....	6-5	VFi100W50.....	14-29

VFi100W50CG	14-29	WB2650X	14-7	WDB1550X	14-3
VFi100W75	14-29	WB2675X	14-7	WDB1575X	14-3
VFi100W75CG	14-29	WB2750	14-5	WDB15100X	14-3
VFi200W50CG	14-29	WB2750X	14-7	WDB2550	14-6
VFi200W75CG	14-29	WB2775	14-5	WDB2575	14-6
VFiBOX50	14-29	WB2775X	14-7	WDB25100	14-6
VFiBOX75	14-29	WB25100X	14-6	WG1	11-16
VFiCC	14-29	WB3750	14-8	WG2	11-16
VFiGLS	14-29	WB3775	14-8	WP100	14-28
VFP100W50CG	14-29	WB37100	14-8	WP100PL	14-28
VFP100W75CG	14-29	WC1B	14-14	WP50	14-28
VFW100W50CG	14-29	WC1BB	14-14	WP50PL	14-28
VFW100W75CG	14-29	WC1BW	14-14	WP50PLB	14-28
W81G1	11-16	WC1V12	14-9	WP50PLW	14-28
W81G2	11-16	WC1V12B	14-9	WP75	14-28
W82B1	11-16	WC1V12W	14-9	WP75PL	14-28
W82B2	11-16	WC2225	14-19	WPAR50	14-28
W83O1	11-16	WC2225B	14-19	WPAR50B	14-28
W83O2	11-16	WC2225W	14-19	WPAR50W	14-28
W84Y1	11-16	WC25GFI	14-16	WPBH50	14-28
W84Y2	11-16	WC2B	14-19	WR1	11-16
W86R1	11-16	WC2BB	14-19	WR2	11-16
W86R2	11-16	WC2BW	14-19	WRB450EXT	14-25
WB1	11-16	WC325	14-20	WRB475EXT	14-25
WB1EXT	14-26	WC3B	14-20	WRB1550	14-25
WB1350	14-1	WCH1DUP	14-10	WRB1550B	14-25
WB1350B	14-1	WCH1DUPB	14-10	WRB1550W	14-25
WB1350W	14-1	WCH1DUPW	14-10	WRB1575	14-25
WB1375	14-1	WCH1GFI	14-12	WRB1575W	14-25
WB1375B	14-1	WCH1GFIW	14-12	WRCB	14-24
WB1375W	14-1	WCiU1	14-21	WRC150	14-24
WB13100	14-1	WCiU1D	14-21	WRC150B	14-24
WB1450	14-1	WCiU1HM	14-22	WRC150W	14-24
WB1450B	14-1	WCiU1VM	14-22	WRC250	14-24
WB1450EXT	14-26	WCiU2	14-23	WRC250W	14-24
WB1450W	14-1	WCiU2M	14-23	WRC350	14-24
WB1475	14-1	WCR1150	14-9	WRC350B	14-24
WB1475EXT	14-26	WCR1150W	14-9	WRC350W	14-24
WB1550	14-2	WCR1350	14-9	WSC1VHD	14-13
WB1550X	14-2	WCR1350B	14-9	WSC22HD	14-18
WB1575	14-2	WCR1350W	14-9	WSC22S	14-17
WB1575X	14-2	WCV1GFI	14-12	WT1	11-16
WB15100	14-2	WCV1GFIW	14-12	WT2	11-16
WB15100X	14-2	WCV11	14-11	WY1	11-16
WB1650EXT	14-27	WCV11.625	14-13	WY2	11-16
WB1675EXT	14-27	WCV12.125	14-13	X1M	6-27
WB2	11-16	WCV1DUP	14-10	X1SSCG	6-16
WB2EXT	14-27	WCV2DUP	14-14	X2M	6-27
WB2350	14-4	WCV2DUPGFI	14-16	X2SSCG	6-16
WB2350B	14-4	WCV2GFI	14-17	X3M	6-27
WB2350W	14-4	WCV2SDUP	14-15	X3SSCG	6-16
WB2375	14-4	WCV2264	14-18	X4M	6-27
WB2375B	14-4	WCV21515	14-15	X4SSCG	6-16
WB2375W	14-4	WCV22125	14-18	X5M	6-27
WB23100	14-4	WDB1350	14-3	X5SSCG	6-16
WB2450	14-4	WDB1350B	14-3	X6M	6-27
WB2475	14-4	WDB1350W	14-3	X6SSCG	6-16
WB2550	14-5	WDB1375	14-3		
WB2550X	14-6	WDB1375B	14-3		
WB2575	14-5	WDB1375W	14-3		
WB2575X	14-6	WDB13100	14-3		

# Topaz Limited Warranty

Topaz Electric utilizes a double check inspection system in order to minimize the possibility of defective goods leaving our facility. TOPAZ products are warranted against defects in workmanship and materials at the time of shipment. TOPAZ will replace free of charge any part it determines to be defective in material or workmanship provided that:

1. A CLAIM IS MADE WITHIN ONE YEAR AFTER RECEIVING SHIPMENT.
2. THE PART HAS NOT BEEN PHYSICALLY DAMAGED OR OTHERWISE ABUSED.

There are no express or implied warranties of merchantability or fitness for a particular purpose and any such warranties are specifically disclaimed. No other liabilities are included, such as the cost of removal and replacement of defective parts, labor costs, loss of anticipated profits, claims of buyers' customers, or consequential damages of any kind. The limited warranty contained in the preceding paragraph is the sole and only warranty offered by Topaz. Some states do not allow limitations as to how long an implied warranty lasts, or the exclusion or limitation of incidental or consequential damages, so the limitations or exclusions may not apply to you.

Although this warranty gives you specific legal rights, you may also have other rights that vary from state to state.



Topaz is committed to delivering the highest quality products to our customers, but not without regard for the environment. This is why we participate in the RoHS European Directive 2002/95/EG, which was established to restrict six hazardous substances in electrical and electronic equipment.



## TOPAZ ELECTRIC PRODUCTS ARE MANUFACTURED FOR NEC INSTALLATION ON LISTED RACEWAYS

Product listed by Underwriters Laboratories and certified by the Canadian Standards Association are indicated accordingly. All listings are as of the publication date of this catalog. Updated listings are available upon request.



## APPLICABLE THIRD PARTY STANDARDS

Topaz Electric products are manufactured in compliance with Federal Specifications W-F-406D and W-F-408D, ANSI/NEMA-FB1-1993.



CITY OF NEW YORK  
DEPARTMENT OF  
GENERAL SERVICES



Due to Topaz's policy of continued product development, specifications are subject to change without notice. All dimensions are in inches unless otherwise noted.



**Friendly Service... Powerful Solutions™**

**NY Office**

925 Waverly Avenue  
Holtsville, NY 11742  
800.666.2852  
Fax | 631.654.1261

**CA Office**

225 Parkside Drive  
San Fernando, CA 91340  
888.551.2852 or 818.838.3123  
Fax | 888.690.2852 or 818.838.3102

**FL Office**

2020 West 26th Street  
Jacksonville, FL 32209  
800.338.2852  
Fax | 772.778.5386

**info@topaz-usa.com | www.topaz-usa.com**