



"There Is No Equal"

February 1, 2015

PRICE LIST

*Returned Goods and Land Freight Policy - See page 16.
Minimum freight allowed orders \$2200.00 net.*



McGuire Manufacturing Co., Inc.
60 Grandview Court
P.O. Box 746 • Cheshire, CT 06410
203-699-1801 • Fax: 203-699-1813
www.mcguiremfg.com

P-TRAPS

“Classic McGuire”

PROFESSIONAL LINE - heavy brass slip nuts, 1½ P-Trap and 1¼ P-Trap length (full 11-1/2" C-E), 17GA wall bend. 8903C and 8904C (full 13-3/4" C-E).

STOCK LINE PLUS - heavy brass slip nuts, P-Trap length 10½" C-E, 17GA wall bend.

STOCK LINE - die cast slip nuts, P-Trap length 10½" C-E, 17GA wall bend.

“ECO-LINE” - includes cast brass J-Bend, 17GA seamless brass wall bend and your choice of zinc or brass nuts and steel shallow or box flange.

17GA “Lite Commercial” P-Traps - Includes 17GA seamless brass J-Bends and wall bends with your choice of zinc or brass nuts and steel shallow or box flange. Page 3.

CAST BODY ADJUSTABLE P-TRAPS

WITH TUBULAR WALL BEND (Fed. Spec. WWP-541)



with cleanout

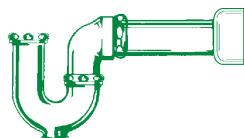


without cleanout

DESCRIPTION	POLISHED CHROME	
	PART #	PRICE
“Classic McGuire”		
PROFESSIONAL LINE		
1¼ x 1¼ 17GA	8872C	46.80
1¼ x 1½ 17GA	8902C	52.01
1¼ x 1½ 17GA - without cleanout	8902CNC	52.01
1½ x 1½ 17GA	8912C	52.01
1½ x 1½ 17GA - without cleanout	8912CNC	52.01
1½ x 2 17GA	8903C	168.08
2 x 2 17GA	8904C	168.08
STOCK LINE PLUS		
1¼ x 1¼ 17GA	B8872C	43.17
1¼ x 1½ 17GA	B8902C	48.00
1¼ x 1½ 17GA - without cleanout	B8902CNC	48.00
1½ x 1½ 17GA	B8912C	48.00
1½ x 1½ 17GA - without cleanout	B8912CNC	48.00
STOCK LINE		
1¼ x 1¼ 17GA	C8872C	40.83
1¼ x 1½ 17GA	C8902C	44.62
1½ x 1½ 17GA	C8912C	44.62

Use suffix GJ for 1-1/2" ground joint wall bend on Professional Line P-Traps.

CAST BRASS N.Y. UTILITY P-TRAP



Solid, heavy cast brass utility trap with 17GA 10" utility arm and box flange.

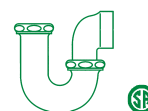
DESCRIPTION	PART #	FINISH	PRICE
1¼ x 1½, 1½	8090M	chrome	73.72

VANDAL P-TRAP®



Adjustable Style

Vandal Resistant Cast Body P-Trap with or without cleanout. Furnished with brass friction inlet, cast brass slip nuts, 17GA seamless tubular wall bend and box flange.



Ground Joint Swivel Style

Vandal Resistant Cast Brass P-Trap with or without cleanout. Furnished with brass friction inlet, cast brass slip nuts, and cast brass ground elbow joint.

DESCRIPTION	POLISHED CHROME	
	PART #	PRICE
1¼ x 1¼ OUTLET	V8902CNC	72.09
1½ x 1¼ OUTLET	V8912CNC	72.09
1¼ x 1¼ IPS	V8090CNC	74.88
1½ x 1¼ IPS	V8089CNC	74.88
1¼ x 1¼ OUTLET w/cleanout	V8902C	72.09
1½ x 1¼ OUTLET w/cleanout	V8912C	72.09
1¼ x 1¼ IPS w/cleanout	V8090C	74.88
1½ x 1¼ IPS w/cleanout	V8089C	74.88

CAST BRASS GROUND JOINT SWIVEL P-TRAPS

(L.A. Style) (Fed. Spec. WWP-541)




Heavy cast brass adjustable P-Trap with cleanout plug. Furnished with cast brass ground elbow joint, and cast brass slip nuts.

DESCRIPTION	CHROME		SATIN		ROUGH BR	
	PART #	PRICE	PART #	PRICE	PART #	PRICE
1¼ x 1¼ IPS	8088C	51.39	8088S	43.59	8088R	42.09
1¼ x 1½ IPS	8090C	55.26	8090S	46.94	8090R	44.03
1½ x 1½ IPS	8089C	55.26	8089S	46.94	8089R	44.03
1½ x 2 IPS	1207C	152.28	1207S	139.42	1207R	133.84
2 x 2 IPS	1208C	152.28	1208S	139.42	1208R	133.84

CAST BRASS GROUND JOINT SWIVEL P-TRAPS WITHOUT

CLEANOUT PLUG (Los Angeles Approved)(Fed. Spec. WWP-541)



Heavy cast brass adjustable P-Trap without cleanout plug. Furnished with cast brass ground elbow joint, and cast brass slip nuts.

DESCRIPTION	CHROME	
	PART #	PRICE
1¼ x 1¼ IPS	8090CNC	55.26
1½ x 1¼ IPS	8089CNC	55.26


CAST BRASS N.Y. REGULATION P-TRAPS



Solid, heavy cast brass P-Trap with cleanout plug. Furnished with cast brass slip nut. (Fed. Spec. WWP-541)

DESCRIPTION	PART #	FINISH	PRICE
1¼ x 1½ IPS	201C	chrome	40.86
1½ x 1½ IPS	202C	chrome	40.86
1½ x 2 IPS	204C	chrome	126.67
2 x 2 IPS	205C	chrome	126.67

BOSTON P-TRAPS - CAST BRASS 8000 SERIES

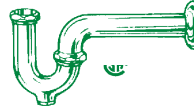


Heavy cast brass adjustable P-Trap with cleanout plug. Furnished with cast brass slip nuts, heavy 17GA brass tubular sweat extension, and chrome plated steel bell flange.

Massachusetts Plumbing Code Approved

DESCRIPTION	PART #	FINISH	PRICE
1¼ x 1½ 6" SWT EXT	8090CBOS6	chrome	56.45
1¼ x 1½ 12" SWT EXT	8090CBOS12	chrome	83.47
1½ x 1½ 6" SWT EXT	8089CBOS6	chrome	56.45
1½ x 1½ 12" SWT EXT	8089CBOS12	chrome	83.47

"ECO-LINE" P-TRAPS (25 PER CARTON)



Offshore packaged P-Traps. Made to the same standards as Classic McGuire. Must be purchased in case quantity, except for 8912C18BECO and 8904CBECO. Options not available.

DESCRIPTION	PART #	CARTON QUANTITY	PRICE
1¼ x 1¼ 17GA Die Cast Nuts	C8872CECO	25	34.91
1¼ x 1¼ 17GA Brass Nuts, Box Flange	8872CBECO	25	36.19
1¼ x 1½, 1½ 17GA Die Cast Nuts	C8912CECO	25	37.08
1¼ x 1½, 1½ 17GA Brass Nuts, Box Flange	8912CBECO	25	38.39
Same as 8912CBECO, Less Cleanout	8912CNCBECO	25	38.39
1¼ x 1½, 1½ 17GA Box Flange 18" C-E*	8912C18BECO	1	53.02
1½/2 x 2, 2 17 GA Box Flange, Brass Nuts	8904CBECO	1	120.12

Note: 1 ½" Eco P-Traps are provided with 1 ¼ x 1 ½ reducing washer.

17GA TUBULAR P-TRAPS (24 PER CARTON)



with cleanout



without cleanout

Suffix Designations:

- B = Box Flange
- NC = No Cleanout
- ZN = Zinc nuts
- GJ = Ground Joint Wall Bend

DESCRIPTION	POLISHED CHROME	
	PART #	PRICE
1¼ x 1¼ 17GA, Brass nuts	MCT125085	27.81
1¼ x 1¼ 17GA, Brass nuts	MCT125085B	28.81
1¼ x 1¼ 17GaA, Brass nuts	MCT125085NC	24.12
1¼ x 1¼ 17GA, Brass nuts	MCT125085NCB	25.06
1¼ x 1¼ 17GA	MCT125075ZN	24.33
1¼ x 1¼ 17GA	MCT125075NCZN	21.99
1¼ x 1½, 1½ 17GA, Brass nuts	MCT150090B	31.31
1¼ x 1½, 1½ 17GA	MCT150075ZN	27.44
1¼ x 1½, 1½ 17GA	MCT150075NCZN	25.31
1¼ x 1½, 1½ 17GA, Brass nuts	MCT150090NCB	28.76
1¼ x 1½, 1½ 17GA, Brass nuts	MCT150090NCGJB	28.91
1¼ x 1½, 1½ 17GA, Brass nuts	MCT150090NCGJ	28.78

PTRAP OPTIONS

DESCRIPTION	SUFFIX		
Heavy Brass, Set Screw, Chrome Plated Flange	F	1¼" or 1½"	10.43
		2"	9.33
Deep Flange (Bell Type), Chrome Plated Brass	DF	1¼" or 1½"	9.48
Deep Flange (Bell Type), Chrome Plated Steel	SDF	1¼" or 1½"	1.45
Box Flange, Chrome Plated Wrought Steel	B	1¼" or 1½"	4.38
Brass Box Flange	BF	1¼" or 1½"	18.30
Wall Bend 12" (overall trap length) 15" Center-End	15	1¼"	9.21*
		1½"	12.06*
Wall Bend 15" (overall trap length) 18" Center-End	18	1¼"	13.80*
		1½"	16.72*

*Option available for Professional Line P-Traps only.

See page 14 for special pricing on extra long 1½" 17GA wall bends.

CAST BRASS NIPPLES WITH HEAVY BRASS SET SCREW FLANGE

For use with ground joint traps and N.Y. regulation traps.



DESCRIPTION	PART #	PRICE
1¼ x 6	1127C	45.45
1½ x 6	2127C	50.45
2 x 6	3127C	135.01

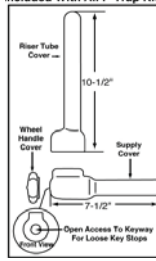
NOTES

PROWRAP[®] INSULATORS PATENTED

PREWRAPPED CAST BODY P-TRAP WITH TUBULAR WALL BEND



Supply Covers (1 pair)
Included With All P-Trap Kits

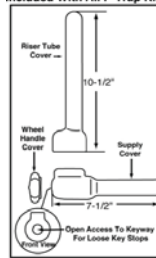


DESCRIPTION	PART #	PRICE
1¼ x 1¼ P-Trap Assembly	PW2125	119.52
1¼ x 1½, 1½ x 1½ P-Trap Assembly	PW2150	123.60
1¼ x 1½, 1½ x 1½ Assembly less cleanout	PW2150NCO	123.60
Same as PW2150NCO w/ grnd jnt wall bend	PW2150GJ	123.60
1¼ x 1½ Vandal Trap [®]	PWV8902	141.77
1¼ x 1½ Vandal Trap [®] less cleanout	PWV8902NCO	141.77
1½ x 1½ Vandal Trap [®]	PWV8912	141.77
1½ x 1½ Vandal Trap [®] less cleanout	PWV8912NCO	141.77

PREWRAPPED CAST BRASS GROUND JOINT SWIVEL P-TRAP (LA STYLE)



Supply Covers (1 pair)
Included With All P-Trap Kits

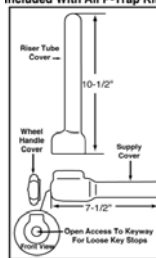


DESCRIPTION	PART #	PRICE
1¼ x 1½, 1½ x 1½ IPS Outlet	PW8090	128.20
1¼ x 1½, 1½ x 1½ IPS Outlet less cleanout	PW8090NCO	128.20
1¼ x 1½ Vandal Trap [®]	PWV8090	142.62
1¼ x 1½ Vandal Trap [®] less cleanout	PWV8090NCO	142.62
1½ x 1½ Vandal Trap [®]	PWV8089	142.62
1½ x 1½ Vandal Trap [®] less cleanout	PWV8089NCO	142.62

PREWRAPPED CAST BODY P-TRAP WITH LAVATORY OFFSET ASSEMBLY

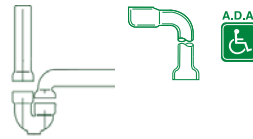


Supply Covers (1 pair)
Included With All P-Trap Kits



DESCRIPTION	PART #	PRICE
1¼ x 1¼ Trap w/ Lavatory Offset Assembly	PW2125WC	177.36
1¼ x 1¼ Trap w/ Lavatory Offset Assembly same as PW2150WC except w/grnd jt. wall bend	PW2150WC	181.39
1¼ x 1¼ Trap w/ PRODRAIN [®] Offset Assembly	PW2150GJWC	181.39
1¼ x 1½ Trap w/ PRODRAIN [®] Offset Assembly	PW2125WC PRO	178.94
1¼ x 1½ Trap w/ PRODRAIN [®] Offset Assembly same as PW2125WC except with PW155HDWC	PW2150WC PRO	183.04
same as PW2150WC except with PW155HDWC	PW2125HDWC	184.54
	PW2150HDWC	188.53

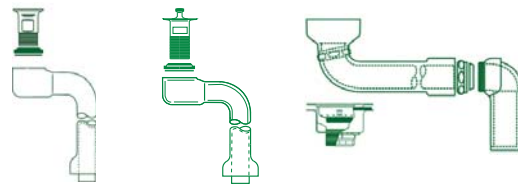
RETROFIT INSULATION



DESCRIPTION	PART #	PRICE
For 1¼ and 1½ Traps	PW2000	83.52
For 1¼ and 1½ Traps w/ Offset Drain Cover	PW2000WC	100.29
Lavatory Offset Drain Cover	PWWC	17.61

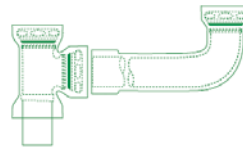
PREWRAPPED OFFSET LAVATORY AND SINK STRAINER ASSEMBLY *Available with McGuire's PRODRAIN[®].

Available with McGuire's New Heavy Duty Durable Chrome Finish Grid Strainers.



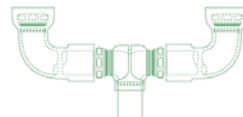
DESCRIPTION	PART #	PRICE
1¼ PreWrapped Lavatory Offset Assembly	PW155WC	58.69
1¼ PreWrapped Offset with Heavy Duty Finish Grid Drain	PW155HDWC	65.82
1¼ PreWrapped ProDrain [™] Offset Assembly	PWProDrainWC	60.29
1¼ PreWrapped Lift and Turn Assembly	PW155LATWC	68.85
1¼ PreWrapped Chain & Stopper Assembly	PW155CRSWC	57.62
1¼ Sink Offset Assembly	PW1000WC	136.55
1¼ Offset with 151 Brass Strainer	PW1151WC	164.13
1¼ Offset with 151A Stainless Strainer	PW1151AWC	157.24
1¼ Offset with 149 Brass Strainer	PW1149WC	151.31
1¼ Offset with 152 Brass Strainer	PW1152WC	162.48

PREWRAPPED CONTINUOUS WASTES 1½ END OUTLET



DESCRIPTION	PART #	PRICE
1½" Prewrapped End Outlet 16" CTR 17GA	PW111C16G17	116.86

PREWRAPPED CONTINUOUS WASTES 1½ CENTER OUTLET



DESCRIPTION	PART #	PRICE
1½" Prewrapped Center Outlet 16" CTR 17GA	PW113C16G17	158.30

SANIGUARD®

P-TRAPS

DESCRIPTION	PART #	CARTON QUANTITY	PRICE
1¼" Cast Body Trap	8872CBSAN	25	61.64
1¼" x 1½" Cast Body Trap	8902CBSAN	25	66.59
1½" Cast Body Trap	8912CBSAN	25	66.59
1½" Less cleanout	8912CNCBSAN	25	70.09
1½ x 1½ IPS Cast Body Trap	8089CSAN	25	71.06
1¼" x 1½" IPS	8090CSAN	25	71.06
1¼" x 1½" IPS less cleanout	8090CNCSAN	25	71.06

PO PLUGS AND STRAINERS

DESCRIPTION	PART #	CARTON QUANTITY	PRICE
Lavatory Open Grid PO Plug	155ASAN	44	36.55
Offset Lavatory Open Grid PO Plug	155WCSAN	25	55.48
PRODRAIN® No Overflow Lavatory Strainer	PRODRAINASAN	44	37.38
PRODRAIN® Offset No Overflow Lavatory Strainer	PRODRAINWCSAN	44	56.32
Stainless Steel Basket Strainer	151ASAN	25	48.38
Brass Basket Strainer	151SAN	25	56.85
Wide Top Sink Strainer	152SAN	25	51.82
Offset with 151 Strainer	1151WCSAN	25	161.35

PREWRAPPED CONTINUOUS WASTES 1½ END OUTLET

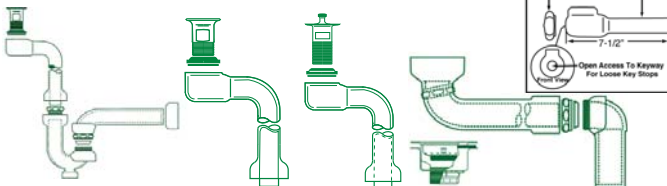
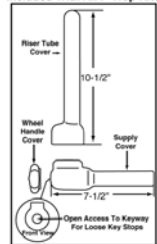
DESCRIPTION	PART #	PRICE
1½" Prewrapped End Outlet 16" CTR 17GA	PW111C16G17SAN	226.15

PROWRAP® SANIGUARD® TREATED

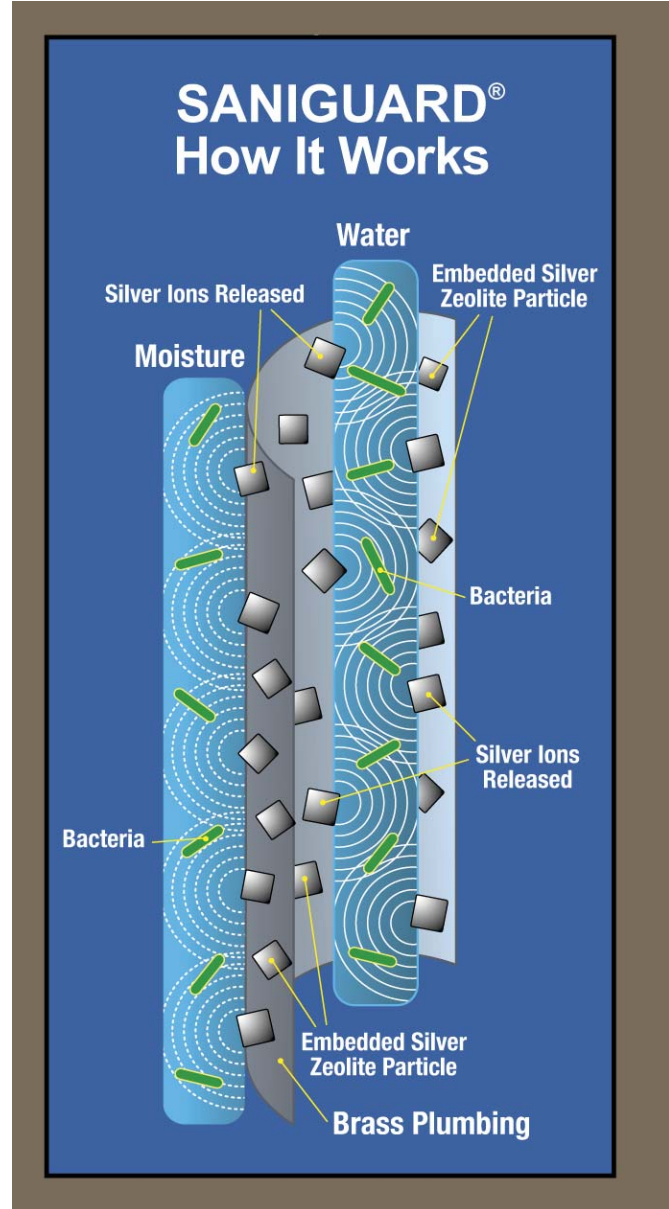
PREWRAPPED SANIGUARD TREATED CAST BODY P-TRAP AND STRAINERS WITH LAVATORY OFFSET ASSEMBLY



Supply Covers (1 pair) Included With All P-Trap Kits



DESCRIPTION	PART #	PRICE
1¼ x 1¼ Trap w/ Lavatory Offset Assembly	PW2125WCSAN	248.31
1¼ x 1½ Trap w/ Lavatory Offset Assembly	PW2150WCSAN	212.72
1¼ PreWrapped Lavatory Offset Assembly	PW155WCSAN	84.52
1¼ PreWrapped ProDrain™ Offset Assembly	PWProDrainWCSAN	89.95
1½ Sink Offset Assembly	PW1000WCSAN	150.21
1½ Offset with 152 Brass Strainer	PW1152WCSAN	202.02



Most McGuire products can be treated in SANIGUARD®. Please consult McGuire for pricing on additional items.

STRAINERS AND P.O. PLUGS

CAST BRASS BEEHIVE URINAL STRAINERS

Optional: vandal resistant screws are available.



DESCRIPTION	PART #	FINISH	PRICE
Cast Brass Beehive Strainer	1303	chrome	62.07
Replacement Top w/Screws	BT	chrome	26.87

CAST BRASS FLAT GRID URINAL STRAINERS

Optional: vandal resistant screws are available.



DESCRIPTION	PART #	FINISH	PRICE
Flat Grid 2" Strainer for lead caulk or soil pipe	1233	chrome	53.85
Replacement Top w/Screws	FT	chrome	20.06
2" IPS Adj Connections	1233A2	chrome	71.86
3" IPS Adj Connections	1233A3	chrome	86.36

SHOWER STALL STRAINERS

Optional: vandal resistant screws are available.



DESCRIPTION	PART #	FINISH	PRICE
1½ FIP Strainer	1266	chrome	14.53
2" FIP Strainer	1266A	chrome	14.11
2" FIP Strainer w/ vandal-resistant screws	1266AV	chrome	16.94

TRAY PLUG



DESCRIPTION	PART #	FINISH	PRICE
Tray Plug w/Rubber Stopper incl. 4" Tlpc. w/Brass Nuts	150	chrome	25.38
Same as 150 w/ 17GA Tlpc.	150M	chrome	26.99
Same as 150 less Tailpiece	150LT	chrome	20.49

FLAT GRID SINK STRAINER



DESCRIPTION	PART #	FINISH	PRICE
Flat Grid Wrought Sink Strainer w/ 4" Tailpiece and Brass Nuts	149	chrome	24.85
Same as 149 less Tailpiece	149LT	chrome	19.94

WIDE TOP SINK STRAINER



DESCRIPTION	PART #	FINISH	PRICE
Wide Top Sink Strainer with 4" tailpiece	152	chrome	38.00
Same with Brass Nuts	152N	chrome	39.10
Same as 152 less Tailpiece	152LT	chrome	32.70

BAR SINK STRAINERS

Furnished with 1½" x 4" 20GA tailpiece and cast brass lock nuts.



DESCRIPTION	PART #	FINISH	PRICE
Bar Sink Strainer	153	chrome	25.28
Deep Bar Sink Strainer	154	chrome	38.71
Same as 153 less Tailpiece	153LT	chrome	20.34
Same as 154 less Tailpiece	154LT	chrome	33.84

FAMILY OF QUALITY BASKET STRAINERS

"Classic McGuire"

BRASS BASKET STRAINERS

Furnished with 1½" x 4" tailpiece, cast brass lock and coupling nuts.



DESCRIPTION	PART #	FINISH	PRICE
Brass Basket Strainer	151	chrome	43.02
Same with 17GA Tailpiece	151M	chrome	45.28
Same as 151 less Tailpiece	151LT	chrome	38.10

STAINLESS STEEL BASKET STRAINERS

Furnished with 1½" x 4" tailpiece.

DESCRIPTION	PART #	FINISH	PRICE
Stainless Steel Shell	151A	chrome	34.55
Same as 151A except 17GA Tailpiece	151AM	chrome	42.38
Same less Tailpiece	151ALT	chrome	26.51

"Eco-Line" Stainless Steel (24 per carton)

DESCRIPTION	PART #	FINISH	PRICE
Stainless Steel Shell	151AECO	chrome	23.37

Eco-Line strainers available carton quantity only, (24 per carton). Less tailpiece.

HEAVY BRASS CHAIN AND RUBBER STOPPER P.O. PLUG

Furnished with cast brass follower and 1½" x 6" 17GA tailpiece. (8", 10" and 12" tailpieces available).



DESCRIPTION	PART #	FINISH	PRICE
Chain and Stopper	155	chrome	28.05
Same less Tailpiece	155LT	chrome	21.91

HEAVY DUTY FINISH GRID DRAIN

"Looks Better, Lasts Longer than Conventional Chrome Plated Finishes".

Durable finish heavy solid top open grid P. O. plugs. Furnished with 6" 17GA tailpiece and cast brass lock nut.



DESCRIPTION	PART #	FINISH	PRICE
"Classic McGuire" 1¼" OD 6" Tailpiece	HD155A	PVD chrome	37.47



HEAVY BRASS SOLID TOP OPEN GRID P.O. PLUGS

1-1/4" drain furnished with 6" 17GA tailpiece, and cast brass lock nut. Other tailpiece lengths available.



DESCRIPTION	PART #	FINISH	PRICE
"Classic McGuire"			
1 1/4" OD 6" Tailpiece	155A	chrome	26.33
1 1/4" OD 6" Tailpiece	155ASC	satın	31.46
1 1/4" OD 8" Tailpiece	155A8	chrome	32.82
1 1/4" OD 10" Tailpiece	155A10	chrome	35.30
1 1/4" OD 12" Tailpiece	155A12	chrome	38.06
1 1/2" OD 6" Tailpiece	155A2	chrome	33.45
1 1/2" OD 12" Tailpiece	155A212	chrome	48.32

ECO-LINE SOLID TOP OPEN GRID P.O. PLUG (25 PER CARTON ONLY)

DESCRIPTION	PART #	FINISH	PRICE
ECO-LINE			
1 1/4" OD 6" Tailpiece	155AECO	chrome	18.48

HEAVY BRASS POP UP P.O. PLUG

Furnished with 1 1/4" x4" 17GA tailpiece and cast brass lock nut. Other tailpiece lengths available.



DESCRIPTION	PART #	FINISH	PRICE
Pop Up Plug	155MP	chrome	29.46

HEAVY CAST BRASS LIFT AND TURN P.O. PLUG

Furnished with 1 1/4" x 6" 17GA tailpiece. Other tailpiece lengths available.



DESCRIPTION	PART #	FINISH	PRICE
Lift and Turn	155LAT	chrome	31.21
Same less Tailpiece	155LATLT	chrome	24.93

MCGUIRE'S PRODRAIN®

(US PATENT 6,249,920) (CANADIAN PATENT 2,266,812)

Patented heavy cast brass grid drain for lavatories without overflows furnished with 1 1/4" x 6" 17GA tailpiece. Other tailpiece lengths available.



DESCRIPTION	PART #	FINISH	PRICE
1 1/4" Strainer Less Overflow	ProDrain	chrome	28.33
Same with 1 1/2" Tailpiece	ProDrain2	chrome	38.10

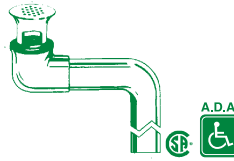
HEAVY DUTY DURABLE FINISH OFFSET LAVATORY STRAINER



"Looks Better, Lasts Longer than Conventional Chrome Plated Finishes".

DESCRIPTION	PART #	FINISH	PRICE
"Classic McGuire"			
Wheelchair Lavatory Strainer	HD155WC	PVD chrome	60.50

OFFSET LAVATORY STRAINER - A.D.A. COMPLIANT



Available with A.D.A. Compliant Insulator Kit Prewrapped or Retrofit with McGuire's PROWRAP®. See page 4.

DESCRIPTION	PART #	FINISH	PRICE
"Classic McGuire"			
Wheelchair Lavatory Strainer	155WC	chrome	49.36

ECO-LINE (25 PER CARTON ONLY)

DESCRIPTION	PART #	FINISH	PRICE
ECO-LINE			
Wheelchair Lavatory Strainer	155WCECO	chrome	34.32

OFFSET LIFT AND TURN P.O. PLUG



Available prewrapped with McGuire's PROWRAP®. See page 4.

DESCRIPTION	PART #	FINISH	PRICE
Wheelchair Lavatory Strainer, Lift and Turn	155LATWC	chrome	61.64

OFFSET CHAIN & RUBBER STOPPER STRAINER

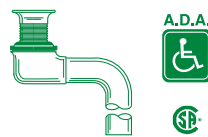


Available prewrapped with McGuire's PROWRAP®. See page 4.

DESCRIPTION	PART #	FINISH	PRICE
Wheelchair Lavatory Strainer, Chain and Rubber Stopper	155CRSWC	chrome	48.13

MCGUIRE'S PRODRAIN® WHEELCHAIR STRAINER


(US PATENT 6,249,920) (CANADIAN PATENT 2,266,812)



Offset lavatory grid strainer for lavatories without overflows. Available prewrapped with McGuire's PROWRAP®. See page 4.

DESCRIPTION	PART #	FINISH	PRICE
1 1/4" Wheelchair Strainer less overflow	PRODRAINWC	chrome	51.34

OFFSET SINK STRAINERS



Available prewrapped with McGuire's PROWRAP®. See page 4.

DESCRIPTION	PART #	FINISH	PRICE	CARTON QUANTITY
Offset Only	1000WC	chrome	53.25	25
Offset w/151 Strainer	1151WC	chrome	77.05	10
Offset w/151A Strainer	1151AWC	chrome	79.87	10
Offset w/149 Strainer	1149WC	chrome	76.45	10
Offset w/152 Strainer	1152WC	chrome	81.27	10
Offset w/153 Strainer	1153WC	chrome	79.14	10

LEAD FREE SUPPLY KITS

FLEXIBLE SUPPLIES

Convertible™ Quarter-Turn Ball Valve Line
 A true brass ball valve with a unique convertible handle, it's a loose key, it's a wheel handle, it's both.

Standard Line Traditional full turn compression set stem, solid brass stops.

Premiere Heavy Line Traditional full turn compression set heavy stem, heavy pattern stop, highly polished solid brass.

LAVATORY SUPPLIES INCLUDE:

(2) Stop Valves, (2) Flexible Risers, (2) Chrome Plated Flanges

CLOSET SUPPLIES INCLUDE:

(1) Stop Valve, (1) Flexible Riser, (1) Chrome Plated Flange

All McGuire supplies available with our commercial quality stainless steel braided flexible risers. Use suffix **SS** after part number. See riser options on page 10.

LAVATORY SUPPLIES

CONVERTIBLE™ QUARTER-TURN BALL VALVE SUPPLIES

DESCRIPTION	PART #	PRICE
3/8 IPS x 3/8 OD	LFBV165	39.90
1/2 IPS x 3/8 OD	LFBV2165	40.78
1/2 Nominal x 3/8 OD	LFBV2165CC	44.25
1/2 Copper Sweat x 3/8 OD w/5" Ext. Tube	LFBV170	52.10
1/2 Copper Sweat x 3/8 OD	LFBV175	43.11

PIPE X COMPRESSION

H= Heavy Premiere Line LK= Loose Key

DESCRIPTION	PART #	PRICE
3/8 IPS x 3/8 OD STD	LF165	27.29
3/8 IPS x 3/8 OD STD LK	LF165LK	29.86
3/8 IPS x 3/8 OD HVY	LFH165	49.20
3/8 IPS x 3/8 OD HVY LK	LFH165LK	56.42
3/8 IPS x 1/2 OD STD	LF167	43.28
3/8 IPS x 1/2 OD STD LK	LF167LK	50.19
3/8 IPS x 1/2 OD HVY	LFH167	59.75
3/8 IPS x 1/2 OD HVY LK	LFH167LK	67.00
1/2 IPS x 3/8 OD STD	LF2165	30.54
1/2 IPS x 3/8 OD STD LK	LF2165LK	33.55
1/2 IPS x 3/8 OD HVY	LFH2165	49.41
1/2 IPS x 3/8 OD HVY LK	LFH2165LK	56.83
1/2 IPS x 1/2 OD STD	LF2167	46.01
1/2 IPS x 1/2 OD STD LK	LF2167LK	53.31
1/2 IPS x 1/2 OD HVY	LFH2167	60.48
1/2 IPS x 1/2 OD HVY LK	LFH2167LK	67.02

COMPRESSION X COMPRESSION

DESCRIPTION	PART #	PRICE
1/2 Nominal x 3/8 OD STD	LF2165CC	30.50
1/2 Nominal x 3/8 OD STD LK	LF2165CCCLK	32.21
1/2 Nominal x 3/8 OD HVY	LFH2165CC	55.99
1/2 Nominal x 3/8 OD HVY LK	LFH2165CCCLK	63.02
1/2 Nominal x 1/2 OD STD	LF2167CC	36.37
1/2 Nominal x 1/2 OD STD LK	LF2167CCCLK	39.79
1/2 Nominal x 1/2 OD HVY	LFH2167CC	63.54
1/2 Nominal x 1/2 OD HVY LK	LFH2167CCCLK	69.67

SWEAT X COMPRESSION

DESCRIPTION	PART #	PRICE
1/2 Copper Sweat x 3/8 OD STD	LF175	26.90
1/2 Copper Sweat x 3/8 OD STD LK	LF175LK	29.09
1/2 Copper Sweat x 3/8 OD HVY	LFH175	67.65
1/2 Copper Sweat x 3/8 OD HVY LK	LFH175LK	74.69
1/2 Copper Sweat x 1/2 OD STD	LF177	41.23
1/2 Copper Sweat x 1/2 OD STD LK	LF177LK	52.17

SWEAT X COMPRESSION (WITH 5" EXTENSION TUBE)



DESCRIPTION	PART #	PRICE
1/2 Copper Sweat x 3/8 OD STD	LF170	40.19
1/2 Copper Sweat x 3/8 OD STD LK	LF170LK	45.08
1/2 Copper Sweat x 3/8 OD HVY	LFH170	76.68
1/2 Copper Sweat x 3/8 OD HVY LK	LFH170LK	83.86
1/2 Copper Sweat x 1/2 OD STD	LF171	40.52
1/2 Copper Sweat x 1/2 OD STD LK	LF171LK	43.82
1/2 Copper Sweat x 1/2 OD HVY	LFH171	79.24
1/2 Copper Sweat x 1/2 OD HVY LK	LFH171LK	86.44

STRAIGHT LAVATORY SUPPLIES

DESCRIPTION	PART #	PRICE
1/2 Nominal x 3/8 OD STD	LF3165CC	39.52 pr.
1/2 Nominal x 3/8 OD STD LK	LF3165CCCLK	41.75 pr.

CLOSET SUPPLIES

CONVERTIBLE™ QUARTER-TURN BALL VALVE SUPPLIES

DESCRIPTION	PART #	PRICE
3/8 IPS x 3/8 OD	LFBV166	28.33
1/2 IPS x 3/8 OD	LFBV2166	28.77
1/2 Nominal x 3/8 OD	LFBV2166CC	30.26
1/2 Copper Sweat x 3/8 OD w/5" Ext. Tube	LFBV172	33.13
1/2 Copper Sweat x 3/8 OD	LFBV185	29.72

PIPE X COMPRESSION H= Heavy Premiere Line LK= Loose Key

DESCRIPTION	PART #	PRICE
3/8 IPS x 3/8 OD STD	LF166	16.24
3/8 IPS x 3/8 OD STD LK	LF166LK	17.66
3/8 IPS x 3/8 OD HVY	LFH166	27.31
3/8 IPS x 3/8 OD HVY LK	LFH166LK	33.39
3/8 IPS x 1/2 OD STD	LF169	24.26
3/8 IPS x 1/2 OD STD LK	LF169LK	27.75
3/8 IPS x 1/2 OD HVY	LFH169	34.46
3/8 IPS x 1/2 OD HVY LK	LFH169LK	38.24
1/2 IPS x 3/8 OD STD	LF2166	17.96
1/2 IPS x 3/8 OD STD LK	LF2166LK	19.32
1/2 IPS x 3/8 OD HVY	LFH2166	27.47
1/2 IPS x 3/8 OD HVY LK	LFH2166LK	31.35
1/2 IPS x 1/2 OD STD	LF2169	25.70
1/2 IPS x 1/2 OD STD LK	LF2169LK	29.42
1/2 IPS x 1/2 OD HVY	LFH2169	34.79
1/2 IPS x 1/2 OD HVY LK	LFH2169LK	38.68



SWEAT X COMPRESSION

DESCRIPTION	PART #	PRICE
½ Copper Sweat x ¾ OD STD	LF185	16.06
½ Copper Sweat x ¾ OD STD LK	LF185LK	17.78
½ Copper Sweat x ¾ OD HVY	LFH185	40.75
½ Copper Sweat x ¾ OD HVY LK	LFH185LK	45.82
½ Copper Sweat x ½ OD STD	LF187	27.13
½ Copper Sweat x ½ OD STD LK	LF187LK	28.80

COMPRESSION X COMPRESSION

DESCRIPTION	PART #	PRICE
½ Nominal x ¾ OD STD	LF2166CC	16.98
½ Nominal x ¾ OD STD LK	LF2166CCLK	18.77
½ Nominal x ¾ OD HVY	LFH2166CC	31.96
½ Nominal x ¾ OD HVY LK	LFH2166CCLK	35.80
½ Nominal x ½ OD STD	LF2169CC	19.65
½ Nominal x ½ OD STD LK	LF2169CCLK	21.37
½ Nominal x ½ OD HVY	LFH2169CC	34.32
½ Nominal x ½ OD HVY LK	LFH2169CCLK	37.52

SWEAT X COMPRESSION (WITH 5" EXTENSION TUBE)



DESCRIPTION	PART #	PRICE
½ Copper Sweat x ¾ OD STD	LF172	21.63
½ Copper Sweat x ¾ OD STD LK	LF172LK	24.88
½ Copper Sweat x ¾ OD HVY	LFH172	38.46
½ Copper Sweat x ¾ OD HVY LK	LFH172LK	42.43
½ Copper Sweat x ½ OD STD	LF173	24.49
½ Copper Sweat x ½ OD STD LK	LF173LK	27.70
½ Copper Sweat x ½ OD HVY	LFH173	51.39
½ Copper Sweat x ½ OD HVY LK	LFH173LK	54.09

RIGID SUPPLIES

RIGID LAVATORY SUPPLIES


Each lavatory supply kit includes (2) brass stop valves with stuffing box, (4) chrome plated nipples, (2) reducers and (2) chrome plated steel flanges. (Tailpieces must be ordered separately).

RIGID CLOSET SUPPLIES

Each closet supply kit includes (1) brass stop valve with stuffing box, (2) chrome plated nipples and (1) chrome plated steel flange. (Tailpieces must be ordered separately).

STANDARD LINE - Stop valves are chrome plated solid brass.

PREMIERE HEAVY LINE - Heavy stop valves are chrome plated and highly polished solid brass.

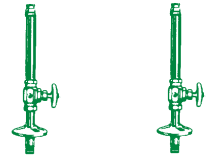


ANGLE LAVATORY SUPPLIES

DESCRIPTION	PART #	PRICE
¾ IPS STD	LF158	67.56 pr.
¾ IPS STD LK	LF158LK	73.74 pr.
¾ IPS HVY	LFH158	85.73 pr.
¾ IPS HVY LK	LFH158LK	93.32 pr.
½ IPS HVY	LFH2158	103.67 pr.
½ IPS HVY LK	LFH2158LK	111.40 pr.

ANGLE CLOSET SUPPLIES

DESCRIPTION	PART #	PRICE
¾ IPS STD	LF159	35.22 ea.
¾ IPS STD LK	LF159LK	39.54 ea.
¾ IPS HVY	LFH159	41.81 ea.
¾ IPS HVY LK	LFH159LK	46.17 ea.



STRAIGHT LAVATORY SUPPLIES

DESCRIPTION	PART #	PRICE
¾ IPS STD	LF157	179.29 pr.
¾ IPS STD LK	LF157LK	187.65 pr.



STRAIGHT CLOSET SUPPLIES

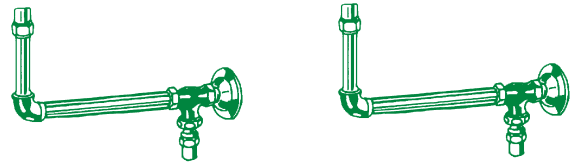
DESCRIPTION	PART #	PRICE
¾ IPS STD	LF160	56.93 ea.
¾ IPS STD LK	LF160LK	61.55 ea.

**BRASS TAILPIECES
NOTE: SUPPLIED AS EACH**



DESCRIPTION	PART #	PRICE
¼ x 2 Straight EA.	TPC2STR	7.12 ea.
¼ x 2 Offset EA.	TPC2OFR	11.74 ea.

WHEELCHAIR LAVATORY SUPPLY



DESCRIPTION	PART #	PRICE
¾ IPS with ¾ x ¼ Reducer STD	LF158WC	108.95 pr.

HOSPITAL SUPPLIES - HICASPL



Includes Heavy Premiere Line solid brass chrome plated stop, loose key, 36" chrome plated riser, 5" nipple and flange.

DESCRIPTION	PART #	PRICE
¾ IPS x ¾ OD	LFH165LKHICASPL	71.09 ea.

LEAD FREE COMPLIANT SUPPLY KIT OPTIONS

FLANGE OPTIONS - Use suffix after supply part

DESCRIPTION	SUFFIX	ADDITIONAL CHARGE	
		CLOSET	LAVATORY
Heavy Brass, Set Screw, Chrome Plated	F	9.41 ea.	18.82 pr.
Deep Flange (Bell Type), Chrome Plated Wrought Brass	DF	6.93 ea.	13.84 pr.
Deep Flange (Bell Type), Chrome Plated Steel	SDF	1.47 ea.	2.92 pr.

NIPPLE OPTIONS - Use suffix after supply part

DESCRIPTION	SUFFIX	ADDITIONAL CHARGE		
		CLOSET		LAVATORY
3" Nipple	N3	8.29 ea.	3/8 IPS	16.58 pr.
		12.29 ea.	1/2 IPS	24.60 pr.
5" Nipple	N5	12.82 ea.	3/8 IPS	25.64 pr.
		15.59 ea.	1/2 IPS	31.19 pr.

HANDLE OPTIONS - Use suffix after supply part

DESCRIPTION	SUFFIX	ADDITIONAL CHARGE	
		CLOSET	LAVATORY
Cross Handle	X	7.32 ea.	14.63 pr.

RISER OPTIONS FLEXIBLE COPPER - Use suffix after supply part

DESCRIPTION	SUFFIX	ADDITIONAL CHARGE		
		3/8" OD	1/2" OD	
Lavatory	15"	R15	3.93 pr.	N/A
	20"	R20	8.43 pr.	10.09 pr.
	36"	R36	37.54 pr.	N/A
Closet	20"	R20	4.43 ea.	4.92 ea.
	12"	CR	6.01 ea.	
Compression	20"	CR20	11.93 ea.	
	12"	SR	3.21 ea.	
Sweat	20"	SR20	8.83 ea.	

RISER OPTIONS BRAIDED STAINLESS STEEL

Use suffix after supply part #

DESCRIPTION	SUFFIX	ADDITIONAL CHARGE		
		3/8" OD	1/2" OD	
Lavatory	9"	SS9	N/C	
	12"	SS12	1.79 pr.	N/C
	16"	SS16	3.48 pr.	
	20"	SS20	5.17 pr.	1.80 pr.
	30"	SS30	9.84 pr.	
	36"	SS36	12.67 pr.	
Closet	12"	SS12	1.79 ea.	N/C
	20"	SS20	3.29 ea.	

N/C = No additional charge

LOCK SHIELD CAPS - For Loose Key Supplies.

Use suffix after supply part #

DESCRIPTION	SUFFIX	ADDITIONAL CHARGE	
		CLOSET	LAVATORY
Standard-For Conv. and Std. Supplies	C	2.83 ea.	5.66 pr.
Hvy Duty-For Premiere Line Supplies	C	2.83 ea.	5.66 pr.

SINGLE SUPPLY OPTION FOR LAVATORIES

Use suffix after supply part #

DESCRIPTION	SUFFIX	ADDITIONAL CHARGE
Lavatory (Single Supply Option)	EA	1/2 pair list price + 2.45

STUFFING BOX OPTION FOR SUPPLIES

Use suffix after supply part #

DESCRIPTION	SUFFIX	ADDITIONAL CHARGE	
		CLOSET	LAVATORY
Stuffing box for supplies	SB	4.08 ea	8.14 pr.

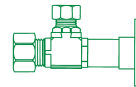
SCREWDRIWER STEM OPTION FOR SUPPLIES

Use suffix after supply part #

DESCRIPTION	SUFFIX	ADDITIONAL CHARGE	
		CLOSET	LAVATORY
Screwdriver stem for supplies	SD	4.08 ea	8.14 pr.

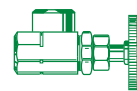
ANGLE STOPS

CONVERTIBLE™ QUARTER-TURN BALL VALVES

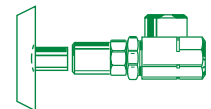


Convertible™ Ball Valve
Loose Key Handle

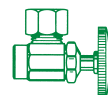
DESCRIPTION	PART #	CARTON QUANTITY	PRICE
3/8 IPS x 3/8 OD	LFBV01	50	16.54
1/2 IPS x 3/8 OD	LFBV02	50	16.97
1/2 Nominal x 3/8 OD	LFBV09	50	17.24
1/2 Copper Swt x 3/8 OD w/5" Ext.	LFBV082	50	19.76
1/2 Copper Swt x 3/8 OD	LFBV07	50	16.78



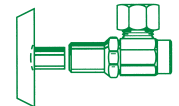
Pipe x Pipe
with Stuffing Box



DESCRIPTION	PART #	CARTON QUANTITY	PRICE
3/8 IPS x 3/8 IPS STD	LFST05SB	50	10.63
3/8 IPS x 3/8 IPS STL LK	LFST05LKS	50	11.76
3/8 IPS x 3/8 IPS HVY	LFHST05SB	50	21.65
3/8 IPS x 3/8 IPS HVY LK	LFHST05LKS	50	25.46
1/2 IPS x 1/2 IPS HVY	LFHST06SB	50	22.87
1/2 IPS x 1/2 IPS HVY LK	LFHST06LKS	50	26.64

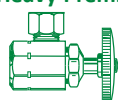


Sweat x Compression

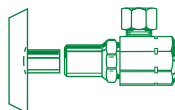


DESCRIPTION	PART #	CARTON QUANTITY	PRICE
1/2 Copper Swt x 3/8 OD STD	LFST07	50	7.84
1/2 Copper Swt x 3/8 OD STD LK	LFST07LK	50	9.07
1/2 Copper Swt x 3/8 OD HVY	LFHST07	50	24.48
1/2 Copper Swt x 3/8 OD HVY LK	LFHST07LK	50	28.34
1/2 Copper Swt x 1/2 OD STD	LFST08	50	8.69
1/2 Copper Swt x 1/2 OD STD LK	LFST08LK	50	9.94

H= Heavy Premiere Line LK= Loose Key



Pipe x Compression



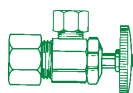
DESCRIPTION	PART #	CARTON QUANTITY	PRICE
3/8 IPS x 3/8 OD STD	LFST01	50	8.48
3/8 IPS x 3/8 OD STL LK	LFST01LK	50	9.83
3/8 IPS x 3/8 OD HVY	LFHST01	50	19.27
3/8 IPS x 3/8 OD HVY LK	LFHST01LK	50	23.12
1/2 IPS x 3/8 OD STD	LFST02	50	9.95
1/2 IPS x 3/8 OD STD LK	LFST02LK	50	10.87
1/2 IPS x 3/8 OD HVY	LFHST02	50	19.41
1/2 IPS x 3/8 OD HVY LK	LFHST02LK	50	23.57
3/8 IPS x 1/2 OD STD	LFST03	50	11.06
3/8 IPS x 1/2 OD STD LK	LFST03LK	50	12.20
3/8 IPS x 1/2 OD HVY	LFHST03	50	21.66
3/8 IPS x 1/2 OD HVY LK	LFHST03LK	50	25.46
1/2 IPS x 1/2 OD STD	LFST04	50	13.07
1/2 IPS x 1/2 OD STD LK	LFST04LK	50	14.08
1/2 IPS x 1/2 OD HVY	LFHST04	50	21.95
1/2 IPS x 1/2 OD HVY LK	LFHST04LK	50	25.77



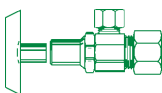
Sweat (with 5" extension) x Compression



DESCRIPTION	PART #	CARTON QUANTITY	PRICE
1/2 Copper Swt x 3/8 OD STD	LFST082	50	11.91
1/2 Copper Swt x 3/8 OD STD LK	LFST082LK	50	13.23
1/2 Copper Swt x 3/8 OD HVY	LFHST082	50	32.73
1/2 Copper Swt x 3/8 OD HVY LK	LFHST082LK	50	36.39
1/2 Copper Swt x 1/2 OD STD	LFST084	50	13.02
1/2 Copper Swt x 1/2 OD STD LK	LFST084LK	50	14.03
1/2 Copper Swt x 1/2 OD HVY	LFHST084	50	33.79
1/2 Copper Swt x 1/2 OD HVY LK	LFHST084LK	50	37.62

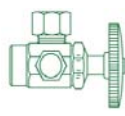
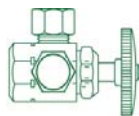


Compression x Compression



DESCRIPTION	PART #	CARTON QUANTITY	PRICE
1/2 Nominal x 3/8 OD STD	LFST09	50	9.79
1/2 Nominal x 3/8 OD STD LK	LFST09LK	50	11.17
1/2 Nominal x 3/8 OD HVY	LFHST09	50	23.60
1/2 Nominal x 3/8 OD HVY LK	LFHST09LK	50	27.45
1/2 Nominal x 1/2 OD STD	LFST10	50	11.11
1/2 Nominal x 1/2 OD STD LK	LFST10LK	50	12.24
1/2 Nominal x 1/2 OD HVY	LFHST10	50	24.50
1/2 Nominal x 1/2 OD HVY LK	LFHST10LK	50	28.34

NEW DUAL STOPS IN 2015

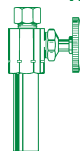


IPS, Sweat or Compression x Compression x Compression

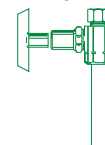
DESCRIPTION	PART #	CARTON QUANTITY	PRICE
1/2 IPS x 3/8 OD x 3/8 OD STD	LFDST02	25	16.29
1/2 Copper Swt x 3/8 OD x 3/8 OD STD	LFDST07	25	16.05
1/2 Nominal x 3/8 OD x 3/8 OD STD	LFDST09	25	17.96
1/2 Nominal x 3/8 OD x 1/4 OD STD	LFDSTDW09	25	22.24

STRAIGHT STOPS

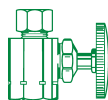
H= Heavy Premiere Line LK= Loose Key



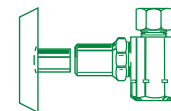
Sweat (with 5" extension) x Compression



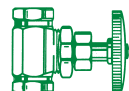
DESCRIPTION	PART #	CARTON QUANTITY	PRICE
1/2 Copper Swt x 3/8 OD STD	LFST182	50	12.69
1/2 Copper Swt x 3/8 OD STD LK	LFST182LK	50	13.74



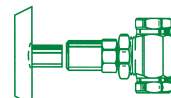
Pipe x Compression



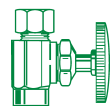
DESCRIPTION	PART #	CARTON QUANTITY	PRICE
3/8 IPS x 3/8 OD STD	LFST11	50	8.44
3/8 IPS x 3/8 OD STL LK	LFST11LK	50	9.44
3/8 IPS x 3/8 OD HVY	LFHST11	50	22.22
3/8 IPS x 3/8 OD HVY LK	LFHST11LK	50	23.12
1/2 IPS x 3/8 OD STD	LFST12	50	11.29
1/2 IPS x 3/8 OD STD LK	LFST12LK	50	12.41
3/8 IPS x 1/2 OD STD	LFST13	50	11.00
3/8 IPS x 1/2 OD STD LK	LFST13LK	50	12.10
1/2 IPS x 1/2 OD STD	LFST14	50	12.96
1/2 IPS x 1/2 OD STD LK	LFST14LK	50	14.08



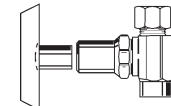
Pipe x Pipe with Stuffing Box



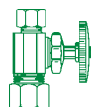
DESCRIPTION	PART #	CARTON QUANTITY	PRICE
3/8 IPS x 3/8 IPS STD	LFST15SB	50	10.80
3/8 IPS x 3/8 IPS STD LK	LFST15LKSB	50	12.46
1/2 IPS x 1/2 IPS STD	LFST155SB	50	12.31
1/2 IPS x 1/2 IPS STD LK	LFST155LKSB	50	14.02



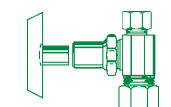
Sweat x Compression



DESCRIPTION	PART #	CARTON QUANTITY	PRICE
1/2 Copper Swt x 3/8 OD STD	LFST16	50	8.87
1/2 Copper Swt x 3/8 OD STD LK	LFST16LK	50	9.93
1/2 Copper Swt x 1/2 OD STD	LFST19	50	9.62
1/2 Copper Swt x 1/2 OD STD LK	LFST19LK	50	10.71



Compression x Compression



DESCRIPTION	PART #	CARTON QUANTITY	PRICE
1/2 Nominal x 3/8 OD STD	LFST17	50	10.62
1/2 Nominal x 3/8 OD STD LK	LFST17LK	50	11.73
1/2 Nominal x 1/2 OD STD	LFST18	50	11.45
1/2 Nominal x 1/2 OD STD LK	LFST18LK	50	12.56



CONTRACTOR TRIM KITS

- McGuire Contractor Trim Kits are designed for individual contractors based on their installation requirements.

- All trim components (P-Traps, strainers, water supplies and fittings) are packed in one box with the contractor's part number and trim package name. One box to order, one box to stage and one box to clean up.

- Information on designing contractor kit is available at www.mcguiremfg.com.

CONTINUOUS WASTES

CONTINUOUS WASTES - REGULAR DUTY

1½ End Outlet

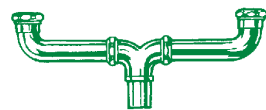


Available Prewrapped in McGuire's Prowrap®
111C16G17 ONLY

DESCRIPTION	PART #	PRICE
1½ End Outlet 16" CTR 20GA	111C16G20	53.46
1½ End Outlet 16" CTR 17GA	111C16G17	78.28
1½ End Outlet 21" CTR 20GA	111C21G20	64.90
1½ End Outlet 21" CTR 17GA	111C21G17	78.28
1½ End Outlet 25" CTR 20GA	111C25G20	75.25
1½ End Outlet 25" CTR 17GA	111C25G17	93.15

CONTINUOUS WASTES - REGULAR DUTY

1½ Center Outlet



Available Prewrapped in McGuire's Prowrap®
113C16G17 ONLY

DESCRIPTION	PART #	PRICE
1½ Ctr Outlet 16" CTR 20GA	113C16G20	67.02
1½ Ctr Outlet 16" CTR 17GA	113C16G17	84.74
1½ Ctr Outlet 21" CTR 20GA	113C21G20	73.13
1½ Ctr Outlet 21" CTR 17GA	113C21G17	88.38
1½ Ctr Outlet 25" CTR 20GA	113C25G20	84.03
1½ Ctr Outlet 25" CTR 17GA	113C25G17	99.31

HEAVY DUTY BATTERY INSTALLATION CONTINUOUS WASTES



DESCRIPTION	PART #	PRICE
END OUTLET		
1½ x 1½ 2 Part	5202	137.11
1¼ x 1½ 2 Part	5204	143.87
1½ x 1½ 3 Part	520A2	168.57
1¼ x 1½ 3 Part	520A4	168.99
CENTER OUTLET		
1½ x 1½ 3 Part	5212	280.55
1¼ x 1½ 3 Part	5214	281.43

HEAVY BRASS NIPPLES AND FLANGES

HEAVY SOLID BRASS SET SCREW FLANGES (Polished Chrome)



DESCRIPTION	CHROME	
	PART #	PRICE
¾ IPS	127038	9.95
½ IPS	127050	10.09
⅝ OD (½" Copper)	127058	10.33
1¼ OD (⅝" Copper)	127069	10.63
¾ IPS	127075	11.13
⅞ OD (¾" Copper)	127078	11.13
1" IPS	127100	11.92
1¼ IPS	127125I	12.13
1¼ OD	127125O	11.33
1½ IPS	127150I	12.51
1½ OD	127150O	11.50
1⅝ OD (1½" Copper)	127158O	21.04
2" IPS	127200I	19.38
2" OD	127200O	18.31

CAST BRASS NIPPLES (Polished Chrome)



DESCRIPTION	CHROME	
	PART #	PRICE
¾ x 1½	N038015	6.41
¾ x 2	N038020	7.17
¾ x 3	N038030	8.29
¾ x 3½	N038035	9.59
¾ x 4	N038040	10.68
¾ x 4½	N038045	11.81
¾ x 5	N038050	12.82
¾ x 5½	N038055	13.19
¾ x 6	N038060	15.86
¾ x 6½	N038065	22.83
¾ x 10	N038100	34.44
¾ x 12	N038120	46.08
¾ x 15	N038150	53.46
¾ x 20	N038200	96.10
¾ x 24	N038240	100.90
½ x 3	N050030	12.29
½ x 4	N050040	13.84
½ x 5	N050050	15.59
½ x 5½	N050055	16.85
½ x 6	N050060	18.58
½ x 8	N050080	51.60
1¼ x 6	N125060	41.20
1½ x 6	N150060	47.20
2 x 6	N200060	147.32

MISCELLANEOUS

SHOWER ARMS

Heavy Chrome Plated Brass with Flange



DESCRIPTION	PART #	PRICE
½ IPS x 6 Threaded 45 Degree	156 SA6	12.83
Same as 156 SA6 w/ set screw flange	156 SA6F	18.11
½ IPS x 8 Threaded 45 Degree	156 SA8	21.04
Same as 156 SA8 w/ set screw flange	156 SA8F	25.15

CLOSET SPUDS WITH BRASS LOCK NUTS



DESCRIPTION	PART #	PRICE
1" x 3/4"	301134	7.30
1 1/4" x 3/4"	3011434	8.94
1 1/4" x 1 1/4"	3011414	8.01
1 1/2" x 1 1/4"	3011214	10.35
1 1/2" x 1 1/2"	3011212	10.35
2" x 1 1/2"	301212	13.59
2" x 2"	30122	14.62

COVERING TUBE



DESCRIPTION	PART #	PRICE
2" x 6"	164	23.38

CAST BRASS WASTE VENT CONNECTIONS (Desanko Type)

With compression ring and slip nut or body alone.  Female Sweat

DESCRIPTION	PART #	PRICE
1 1/4 x 1 1/2 Chrome Plated Brass Nut	FS42PC	11.93
1 1/4 x 1 1/2 Chrome Plated Zinc Nut	FS42PZ	8.41
1 1/4 x 1 1/2 Rough Brass Nut	FS42RB	8.05
1 1/2 x 1 1/2 Chrome Plated Brass Nut	FS22PC	11.93
1 1/2 x 1 1/2 Chrome Plated Zinc Nut	FS22PZ	8.83
1 1/2 x 1 1/2 Rough Brass Nut	FS22RB	8.23

FEMALE IPS THREAD



DESCRIPTION	PART #	PRICE
1 1/4 x 1 1/4 Less Nut	FT44B	5.34
1 1/4 x 1 1/4 Chrome Plated Brass Nut	FT44PC	12.24
1 1/4 x 1 1/4 Chrome Plated Zinc Nut	FT44PZ	7.21
1 1/4 x 1 1/4 Rough Brass Nut	FT44RB	7.89
1 1/4 x 1 1/2 Less Nut	FT42B	6.19
1 1/4 x 1 1/2 Chrome Plated Brass Nut	FT42PC	13.15
1 1/4 x 1 1/2 Chrome Plated Zinc Nut	FT42PZ	7.50
1 1/4 x 1 1/2 Rough Brass Nut	FT42RB	8.20
1 1/2 x 1 1/2 Less Nut	FT22B	7.39
1 1/2 x 1 1/2 Chrome Plated Brass Nut	FT22PC	13.01
1 1/2 x 1 1/2 Chrome Plated Zinc Nut	FT22PZ	7.78
1 1/2 x 1 1/2 Rough Brass Nut	FT22RB	8.53

MALE IPS THREAD



DESCRIPTION	PART #	PRICE
1 1/4 x 1 1/4 Less Nut	MT44B	8.38
1 1/4 x 1 1/4 Chrome Plated Brass Nut	MT44PC	12.16
1 1/4 x 1 1/4 Chrome Plated Zinc Nut	MT44PZ	8.83
1 1/4 x 1 1/4 Rough Brass Nut	MT44RB	9.65
1 1/4 x 1 1/2 Less Nut	MT42B	8.64
1 1/4 x 1 1/2 Chrome Plated Brass Nut	MT42PC	12.46
1 1/4 x 1 1/2 Chrome Plated Zinc Nut	MT42PZ	9.84
1 1/4 x 1 1/2 Rough Brass Nut	MT42RB	10.09
1 1/2 x 1 1/2 Less Nut	MT22B	9.01
1 1/2 x 1 1/2 Chrome Plated Brass Nut	MT22PC	13.26
1 1/2 x 1 1/2 Chrome Plated Zinc Nut	MT22PZ	9.89
1 1/2 x 1 1/2 Rough Brass Nut	MT22RB	10.12

MARINE PLUMBING

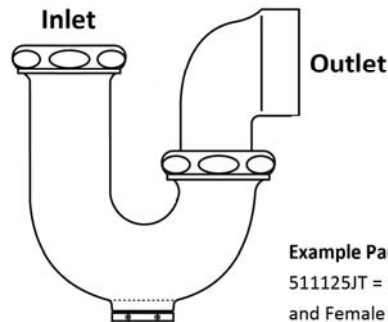
MARINE PLUMBING EQUIPMENT

All marine traps have standard 2" water seal (4" available). Inlet and outlet connections can be grooved for preformed silbraze rings. Special order traps can be made to meet your specifications. Call our marine specialist with your requirements and for price and availability on all marine plumbing products.

Step 1

Choose an Inlet and Outlet style from the options below:

- T - Female S - Silbraze
- J - Slip Joint Z - Silbraze Union
- U - Union G - Grooved



Step 2

Add the letters to the end of your base part number as shown in the example below.

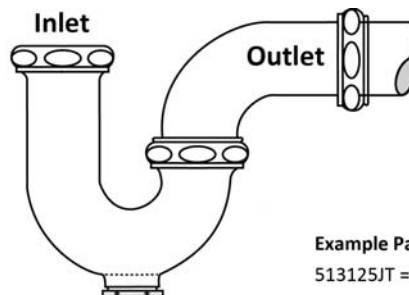
Example Part Number:

511125JT = 1 1/4" x 1 1/4" with Slip Joint Inlet and Female Outlet

Step 1

Choose an Inlet and Outlet style from the options below:

- T - Female S - Silbraze
- J - Slip Joint Z - Silbraze Union
- U - Union G - Grooved



Step 2

Add the letters to the end of your base part number as shown in the example below.

Example Part Number:

513125JT = 1 1/4" x 1 1/4" with Slip Joint Inlet and Female Outlet



COMPONENT ITEMS (Bulk Packaged)

WROUGHT BRASS SHALLOW FLANGES
(Chrome Plated)



DESCRIPTION	PART #	CARTON QUANTITY	PRICE
3/8" IPS	WE038	100	6.16
1/2" IPS	WE050	100	6.16
1 1/2" OD	WE1500	100	7.17

WROUGHT BRASS DEEP BELL FLANGES
(Chrome Plated)



DESCRIPTION	PART #	CARTON QUANTITY	PRICE
3/8" IPS	WE038D	100	7.77
1/2" IPS	WE050D	100	7.77
5/8" OD (1/2 Copper)	WE058D	100	7.77
1 1/16" OD	WE069D	100	7.77
1 1/4" OD	WE125D	100	8.05
1 1/2" OD	WE150D	100	8.05

WROUGHT BRASS BOX FLANGE
(Chrome Plated)



DESCRIPTION	PART #	CARTON QUANTITY	PRICE
1 1/4" OD	WB125BS	100	19.43
1 1/2" OD	WB150BS	100	20.00

WROUGHT STEEL SHALLOW FLANGES
(Chrome Plated)



DESCRIPTION	PART #	CARTON QUANTITY	PRICE
3/8" IPS	SE038	100	.83
1/2" IPS	SE050	100	.83
5/8" OD (1/2 Copper)	SE058	100	.83
1 1/4" OD	SE125	100	.99
1 1/2" OD	SE150	100	.99

WROUGHT STEEL BOX FLANGES
(Satin Chrome Plated)



DESCRIPTION	PART #	CARTON QUANTITY	PRICE
1 1/4" OD	SE125BS	100	5.36
1 1/2" OD	SE150BS	100	5.36
2" OD	SE200BS	100	8.99

WROUGHT STEEL DEEP BELL FLANGES
(Chrome Plated)



DESCRIPTION	PART #	CARTON QUANTITY	PRICE
3/8" IPS	SE038D	100	2.28
1/2" IPS	SE050D	100	2.28
5/8" OD (1/2 Copper)	SE058D	100	2.28
1 1/16" OD	SE069D	100	2.28
1 1/4" OD	SE125D	100	2.38
1 1/2" OD	SE150D	100	2.38
1 23/32" OD	SE172D	100	5.38

WALL BENDS 17GA - SEAMLESS
(Seamless Tubular Brass
Chrome Plated)



Custom sizes available upon request.

DESCRIPTION	PART #	CARTON QUANTITY	PRICE
1 1/4 x 7 1/2	WB12507517S	25	14.05
1 1/4 x 8 1/2	WB12508517S	25	15.71
1 1/4 x 12	WB12512017S	25	24.93
1 1/4 x 15	WB12515017S	25	29.55
1 1/2 x 7 1/2	WB15007517S	25	16.75
1 1/2 x 9	WB15009017S	25	21.36
1 1/2 x 12	WB15012017S	25	33.50
1 1/2 x 15	WB15015017S	25	38.06
2 x 10	WB20010017	25	57.46



EXTRA LONG 1 1/2 WALL BENDS - 17GA
IN-STOCK IN CT AND AZ LOCATIONS

DESCRIPTION	PART #	CARTON QUANTITY	PRICE
1 1/2 x 18	WB15018017S	25	40.68
1 1/2 x 24	WB15024017S	25	45.36
1 1/2 x 30	WB15030017S	25	48.58
1 1/2 x 36	WB15036017S	25	53.70



**THREADED ONE END TAILPIECES
17GA SEAMLESS BRASS
(Chrome Plated)**



DESCRIPTION	PART #	CARTON QUANTITY	PRICE
1 1/4 x 6	TL12506017	50	10.85
1 1/4 x 8	TL12508017	25	19.49
1 1/4 x 10	TL12510017	25	21.08
1 1/4 x 12	TL12512017	25	23.52
1 1/4 x 1 1/2 x 6	TL12515006017	25	19.22
1 1/4 x 18	TL12518017	25	32.59
1 1/4 x 24	TL12524017	25	42.71
1 1/2 x 4	TL15004017	25	9.40
1 1/2 x 6	TL15006017	25	12.62
1 1/4 x 10 1/2 90 Degree	TL1259017	25	28.82

**SINK TAILPIECES SEAMLESS BRASS
(Chrome Plated)**



DESCRIPTION	PART #	CARTON QUANTITY	PRICE
17GA BRASS			
1 1/2 x 4	*ST15004017	25	10.24
1 1/2 x 6	*ST15006017	25	11.63
1 1/2 x 8	*ST15008017	25	14.81
1 1/2 x 12	*ST15012017	25	17.95
2 x 6	*2646	25	24.28
2 x 12	*26412	25	43.47
20GA BRASS			
1 1/2 x 4	*ST15004020	25	6.86

*Add suffix BN for brass nut and washer.

Add \$2.85 (1 1/2") \$5.82 (2")

LOCK SHIELD CAPS



DESCRIPTION	PART #	CARTON QUANTITY	PRICE
Standard Line Stop	C1	100	2.83
Heavy Duty Stop	HC1	100	2.83

**CROSS HANDLE
Cast brass fits all McGuire multi-turn stops.**



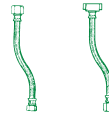
DESCRIPTION	PART #	CARTON QUANTITY	PRICE
Cross Handle	X1	100	7.32

**CAST BRASS SLIP JOINT NUTS
WITH WASHERS**



DESCRIPTION	CHROME		ROUGH BR		CARTON QUANTITY
	PART #	PRICE	PART #	PRICE	
1 1/4 x 1 1/4	311125125W	2.61	311125125RW	2.46	200
1 1/2 x 1 1/4	311150125W	3.30	311150125RW	3.11	200
1 1/2 x 1 1/2	311150150W	3.30	311150150RW	3.11	200
2 x 1 1/2	311200150W	7.14	311200150RW	6.86	100
2 x 2	311200200DW	6.73	311200200RW	6.46	100

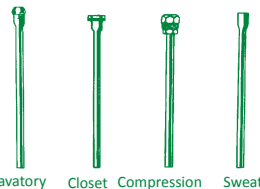
STAINLESS STEEL BRAIDED RISERS



Custom sizes available upon request.

DESCRIPTION	PART #	CARTON QUANTITY	PRICE
LAVATORY			
3/8" COMP x 1/2" IPS x 9	SSLAV09050038	100	5.04
3/8" COMP x 1/2" IPS x 12	SSLAV12050038	100	6.07
3/8" COMP x 1/2" IPS x 16	SSLAV16050038	100	6.92
3/8" COMP x 1/2" IPS x 20	SSLAV20050038	100	7.77
3/8" COMP x 1/2" IPS x 30	SSLAV30050038	40	10.13
3/8" COMP x 1/2" IPS x 36	SSLAV36050038	40	11.51
1/2" COMP x 1/2" IPS x 12	SSLAV12050050	100	6.71
1/2" COMP x 1/2" IPS x 20	SSLAV20050050	100	8.22
CLOSET - 7/8" ballcock			
3/8" COMP x 9	SSCLO09050038	100	5.04
3/8" COMP x 12	SSCLO12050038	100	6.07
1/2" COMP x 12	SSCLO12050050	100	6.92
3/8" COMP x 20	SSCLO20050038	100	8.29

COPPER FLEXIBLE RISER TUBES



Custom sizes available upon request.

DESCRIPTION	PART #	CARTON QUANTITY	PRICE
LAVATORY			
3/8" OD x 12	M65	100	5.19
3/8" OD x 15	M61	100	7.03
3/8" OD x 20	M66	100	9.39
3/8" OD x 36	M62	100	16.86
1/2" OD x 12	M67	100	7.40
1/2" OD x 20	M68	100	12.40
CLOSET			
3/8" OD x 12	M69	100	6.68
3/8" OD x 20	M70	100	8.81
1/2" OD x 12	M71	100	8.81
1/2" OD x 20	M72	100	14.07
COMPRESSION			
3/8" OD x 12	M65C	100	10.91
3/8" OD x 20	M66C	100	18.20
SWEAT			
3/8" OD x 12	M75	100	8.37



TERMS & CONDITIONS

TERMS: All sales are subject to credit approval.
 Terms are 2% ten days – Net 30.

RETURNED GOODS: Requests for returning purchased items are subject to factory approval.

A Returned Goods Authorization (RGA) must be obtained from the factory prior to any return. Returned merchandise must be in their original cartons, listed in our current List Price Sheet and in clean resalable condition.

Restocking charge:

- Material that was shipped within 18 months of the return request is subject to a 25% restocking charge.
- Material that was shipped more than 18 months of the return request but less than 3 years is subject to a 50% restocking charge. Material returned more than 18 months after it was shipped is not subject to any stock rotation agreement.
- Material that was shipped more than three years before the return request is not returnable. Invoice dates as well as dates on packaging will control.

The restocking charge may be reduced if a new order of equal value is placed at the time the RGA is requested.

- 25% may be reduced to 15%.
- 50% may be reduced to 35%.

MINIMUM RETURN POLICY: Return requests less than \$200.00 net will be charged \$50.00 processing fee in lieu of any restocking charge.

INVOICE: We reserve the right to invoice all merchandise at prices in effect at time of shipment.

NO MINIMUM ORDER: Orders less than \$200.00 list will be invoiced at list price less 35%.

FREIGHT: We will pay the freight on shipments within the continental United States when the order (pre-tax) totals more than \$2,200.00 net. We select the method of shipment and carrier when we pay the freight.

LIMITED WARRANTY

McGuire Manufacturing Co., Inc (McGuire) warrants its product to be free from defects in material and workmanship for the period indicated below by product type measured from the date of purchase:

ITEM	WARRANTY PERIOD
Brass products	15 years
Prowrap	5 years
Eco P-Traps, Eco Strainers and Value Strainers	1 year
Stainless Steel products	1 year
Lite Commercial P-Traps	1 year

McGuire's sole responsibility will be to replace, at no additional charge, any product which proves to be defective within the applicable warranty period. Shipping costs for product located outside the continental United States will be the sole responsibility of the customer. Duties and taxes, if levied, shall be the sole responsibility of the customer.

The above Limited Warranty shall not apply if the product has been damaged due to abuse, misuse, improper installation, accident, or other cause not within McGuire's control.

THE ABOVE LIMITED WARRANTY IS THE SOLE AND EXCLUSIVE WARRANTY. ALL OTHER WARRANTIES ARE DISCLAIMED, WHETHER EXPRESSED OR IMPLIED, INCLUDING BUT NOT LIMITED TO, ANY IMPLIED WARRANTIES OF MERCHANTABILITY OR FITNESS FOR A PARTICULAR PURPOSE. IN NO EVENT SHALL MCGUIRE BE RESPONSIBLE OR LIABLE FOR ANY SPECIAL, INCIDENTAL, OR CONSEQUENTIAL DAMAGES OR LOSSES ARISING FROM THE USE OF THIS PRODUCT.

McGuire may, at its option, alter the contents of this LIMITED WARRANTY at anytime. These changes will affect products manufactured after the effective date of this policy.