

Features

- Katalyst™ Spray Technology with air induction ball joint.
- Single-function showerhead with 48 nozzle 5-15/16" (15.1 cm) diameter sprayface.
- Optimized sprayface for maximum performance.
- MasterClean™ spray nozzles to prohibit mineral build-up for easy cleaning.
- Complements Bancroft® Suite.
- 1.75 gallons (6.6 L) per minute flow rate.

Installation

- 1/2" - 14 NPT connection.

Recommended Products/Accessories

K-7397 Shower Arm and Flange



Codes/Standards






ASME A112.18.1/CSA B125.1
DOE - Energy Policy Act 1992
EPA WaterSense®
California Energy Commission (CEC)

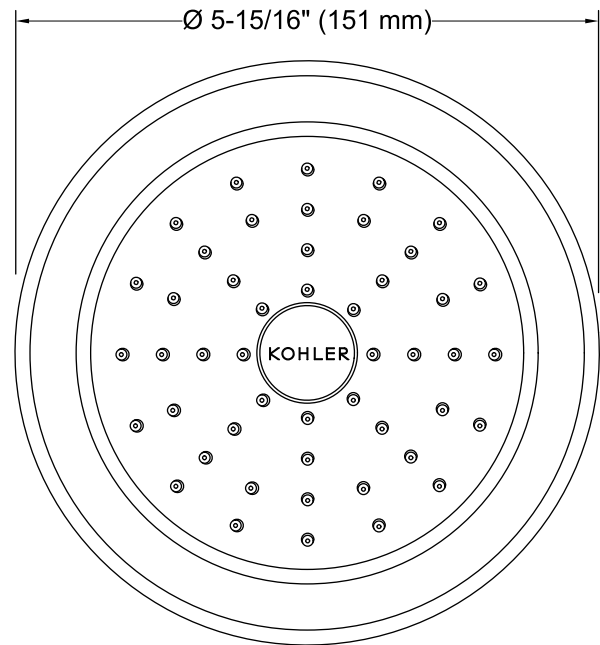
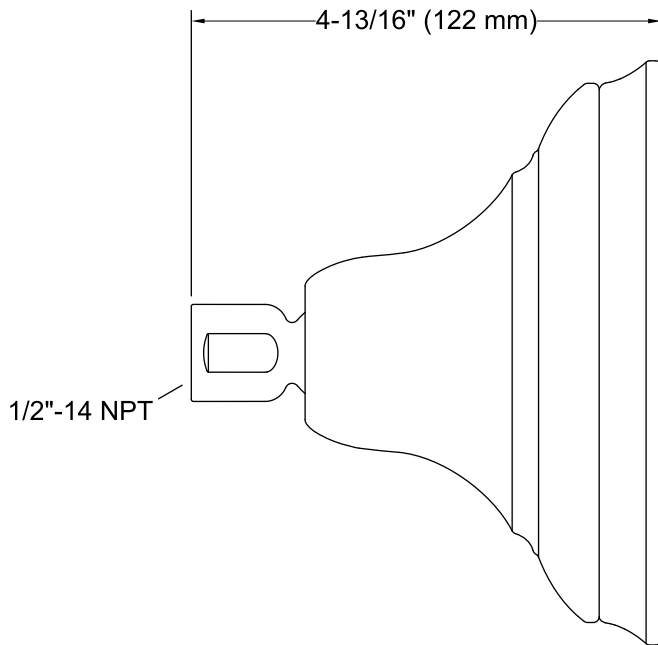
KOHLER® Faucet Lifetime Limited Warranty

See website for detailed warranty information.

Available Colors/Finishes

Color tiles intended for reference only.

Color	Code	Description
	CP	Polished Chrome
	SN	Vibrant® Polished Nickel
	BN	Vibrant® Brushed Nickel
	BV	Vibrant® Brushed Bronze
	2BZ	Oil-Rubbed Bronze



Technical Information

All product dimensions are nominal.

Showerhead/Body Spray:

Rated maximum flow: 1.75 gal/min (6.6 l/min)

Pressure: 80 psi (5.5 bar)

Notes

For use with automatic compensating valves rated at 1.4 gal/min (5.3 l/min) or less.

Install this product according to the installation instructions.