

IRWIN®

MARATHON®

Circular Saw Blades










www.irwin.com

The Professional Tradesman's Choice for Construction

When you're building, there's no room for error. It's a tireless pursuit to get the job done right, to produce something to be proud of. Not just any blade will do. You want the blade that helps you do the job the way it was meant to be done. That's why professional tradesmen choose the MARATHON® family of circular saw blades from IRWIN® Tools. Offering a wide variety of blades for every construction application, IRWIN is the brand of blades you can always depend on.

The Standard for Jobsite Productivity

IRWIN Tools makes MARATHON circular saw blades for a full range of saws and applications. Use the table below to match blades for your equipment with your project plans. Locate the saw type and blade diameter in the left column. The columns to the right list the recommended blade sizes and the available number of teeth per blade.


Type of Saw	Blade Diameter	Arbor	Application	Teeth
Cordless Circular Saws 	5-3/8"	10mm	Framing/Ripping	18, 24
	5-1/2"	10mm	Framing/Ripping	18, 24
	6-1/2"	5/8" (16mm)	Framing/Ripping Trim/Finish	18, 24 40
	7-1/4"	5/8" (16mm)	Framing/Ripping	24
Corded Circular Saws 	6-1/2"	5/8" (16mm) and Diamond Knockout	Framing/Ripping	20
	7-1/4"	5/8" (16mm) and Diamond Knockout	Framing/Ripping	16, 18, 24
			Decks Trim/Finish	24 40, 60
Worm Drive Circular Saws 	7-1/4"	5/8" (16mm) and Diamond Knockout	Framing/Ripping	18, 24
			Decks	24
			Trim/Finish	40
Table and Miter Saws 	8 - 8-1/4"	5/8" (16mm) and Diamond Knockout	General Purpose Trim/Finish	24 40
	10"	5/8" (16mm) and Diamond Knockout	General Purpose	24
			Decks	40
			Trim/Finish	60
			Trim/Finish	80
Compound Miter and Sliding Compound Miter Saws 	10"	5/8" (16mm)	Framing/Ripping	24
			Decks	40
			Trim/Finish	60
	12"	1" (25mm)	Trim/Finish	80
			General Purpose	40
			Trim/Finish	72 80
NEW Metal Circular Saws 	5-3/8"	20mm, 5/8" (16mm), 10mm	Steel	30
	6-3/4"	5/8" (16mm)	Steel	40
	7"	20mm, 5/8" (16mm)	Steel	36
	7-1/4"	5/8" (16mm) and Diamond Knockout	Steel/Thin Steel	48, 68
	8"	5/8" (16mm) and Diamond Knockout	Steel	50
	9"	1" (25mm)	Steel	48
	10"	5/8" (16mm)	Thin Steel	80
	12"	1" (25mm)	Steel	60
	14"	1" (25mm)	Steel	80
NEW Corded Circular Saws: Fiber Cement Saw Blades 	7-1/4"	5/8" (16mm)	Fiber Cement	4
	10"	5/8" (16mm)	Fiber Cement	6
	12"	1" (25mm)	Fiber Cement	8
Vinyl Siding	7-1/4"	5/8" (16mm)	Vinyl Siding	120T

CIRCULAR SAW BLADES

Fiber Cement Saw Blades

FIBER CEMENT SAW BLADE FEATURES

1. Ground and hardened plate body provides smooth and accurate cuts
2. Polycrystalline diamond-tipped teeth
3. 4T thin kerf blade produces less dust than continuous rim blades
4. Laser-cut blade body, stronger tooth bond and greater accuracy



15X

LONGER CUTTING LIFE*

*vs. standard carbide fiber cement blade

Metal Cutting Saw Blades

METAL CUTTING SAW BLADE FEATURES

1. Laser-cut anti-vibration vents keep the blade cool for smooth and accurate cuts
2. Anti-kickback tooth shoulder reduces dust and sparks for safer cuts
3. Metal cutting-grade carbide teeth withstand impact, reduce wear and deliver long life
4. Laser-cut blade body, stronger tooth bond and greater accuracy



CIRCULAR SAW BLADES

Circular Saw Blades

WELDTEC™ Saw Blades


Made Stronger. Lasts Longer.™

IRWIN® has redefined excellence in the world of saw blades with the introduction of MARATHON® with WeldTec™. This revolutionary saw blade has WELDED carbide teeth for a 30% stronger tooth bond that provides 50% longer life. UC2™ (sub-micro grain) carbide teeth are 70% more compact than standard carbide teeth, and are sharpened to finer, more durable cutting edges that stay sharp longer.

WELDTEC SAW BLADE


FEATURES

1. WeldTec™ Technology means the carbide teeth are welded, not brazed, resulting in 30% stronger tooth bond and longest life and durability
2. UC2 Carbide with sub-micro grain is 70% tougher than standard carbide, stays sharp longer, with best-in-class cut quality
3. Innovative heat vents and expansion slots for straighter cuts
4. Reinforced shoulder for durability



WELDTEC™

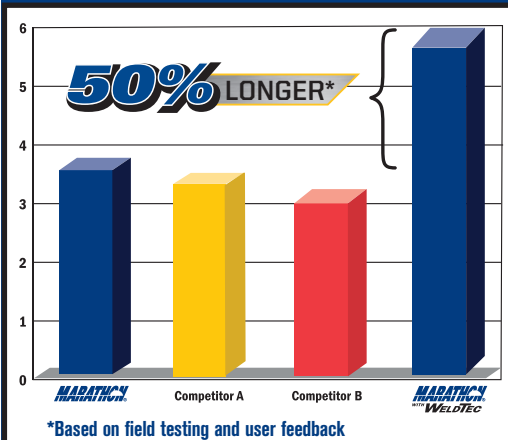
WELDED CARBIDE TIP



MADE STRONGER. LASTS LONGER.™

CIRCULAR SAW BLADES

How many weeks did this blade last?



Diameter	Saw Type	Tooth Count	Arbor	Kerf	Hook Angle	Grind	Item #	Bulk Item #	Canadian Bulk Item #	Applications
MARATHON® w/ WeldTec™ Saw Blades										
5-3/8"	Cordless	18	10mm	1.6 mm	19	ATB	4935203	-	-	Framing / Ripping
6-1/2"	Cordless	24	5/8"	1.6 mm	20	ATB	1794386	-	-	Framing / Ripping
7-1/4"	Portable Corded	6	5/8" Diamond	1.8 mm	15	ATB	1794385	-	-	Fiber Cement
7-1/4"	Portable Corded	24	5/8" Diamond	1.8 mm	21	ATB	14035	24035	24035C	Framing / Ripping
7-1/4"	Portable Corded	40	5/8" Diamond	1.8 mm	15	ATB	4935200	-	-	Trim / Finish
8-1/2"	Miter/Table Saw	60	5/8"	2.2 mm	8	ATB	4935204	-	-	Trim / Finish



24030



25130



11440

IRWIN® MARATHON® Saw Blades

- Every other tooth is ground thinner for faster cuts
- Construction-grade carbide teeth for long life
- Reinforced shoulder for added durability
- Heat vent and expansion slot design reduces vibration for longer life and straighter cuts
- Fastest Framing Blade Ever™

IRWIN® Classic Series Saw Blades

- Precision-ground teeth for smooth, accurate cuts
- Corrosion-resistant coating helps prevent rusting
- Professional performance at an economic price

IRWIN® Portable Corded Steel Saw Blades

- Precision-ground teeth for smooth, accurate cuts
- Fully-hardened plate runs truer longer
- Heavy gauge high carbon steel for extended life

Diameter	Tooth Count	Arbor	Kerf	Hook Angle	Grind	Item #	Bulk Item #	Canadian Bulk Item #	Applications
IRWIN® MARATHON® Portable Corded Carbide Saw Blades									
6-1/2"	20	5/8" Diamond	.071"	24°	ATB	—	24021	24021	Framing/Ripping
7-1/4"	18	5/8" Diamond	.071"	20°	ATB	14028	24028	24028	Framing/Ripping
7-1/4"	24	5/8" Diamond	.071"	20°	ATB	14030	24030	24030	Framing/Ripping
7-1/4"	40	5/8" Diamond	.071"	20°	ATB	14031	24031	24031	Trim/Finish
IRWIN Classic Series Portable Corded Carbide Saw Blades									
7-1/4"	16	5/8" Diamond	.087"	22°	ATB	15030	25030ZR	25030ZR	General Purpose
7-1/4"	24	5/8" Diamond	.087"	19°	ATB	15130	25130	25130	Framing/Ripping/Decks
7-1/4"	40	5/8" Diamond	.087"	20°	ATB	15230ZR	25230	25230	Trim/Finish
7-1/4"	60	5/8" Diamond	.087"	18°	ATB	15530ZR	25530	25530	Trim/Finish
IRWIN Portable Corded Steel Saw Blades									
7-1/4"	26	5/8" Diamond	.087"	28°	Top/Face	11040ZR	—	—	Framing/Ripping
7-1/4"	40	5/8" Diamond	.087"	17°	Top/Face	11140	—	—	Trim/Finish
7-1/4"	60	5/8" Diamond	.087"	5°	Top/Face	11240	—	—	Trim/Finish
7-1/4"	140	5/8" Diamond	.079"	5°	Top/Face	11840	21840ZR	21840ZR	Trim/Finish
7-1/4"	150	5/8"	.063"	2°	Top/Face Hollow Ground	11440	21440	21440	Trim/Finish
MARATHON Portable Corded Deck Saw Blade (Pressure Treated Wood)									
7-1/4"	24	5/8" Diamond	.071"	20°	ATB	14130	24130	24130	Deck Blade

CIRCULAR SAW BLADES

Circular Saw Blades

Material Specific Saw Blades



4935473 (1774935*)



4935555 (1765016*)



11830

NEW IRWIN® MARATHON® Fiber Cement PCD Saw Blades

- Ground and hardened plate body provides smooth and accurate cuts
- 4T PCD polycrystalline diamond-tipped teeth provide 15X longer cutting life
- Thin kerf blade produces less dust than continuous rim blades

NEW IRWIN® Metal Cutting Saw Blades

- Laser-cut blades and anti-vibration vents keep blade cool for smooth and accurate cuts
- Metal cutting-grade carbide teeth withstand impact, reduce wear and deliver longer life.

IRWIN® MARATHON Vinyl Cutting Saw Blades

- Optimized, symmetric 60° tooth design angle eliminates chipping and cracking for a fast, smooth finish when pushing or pulling through the cut
- Innovative heat vent and expansion slot designs
- Efficient chip ejection prevents binding and blade warping

CIRCULAR SAW BLADES

Diameter	Tooth Count	Arbor	Kerf	Hook Angle	Grind	Item #	Canadian Item #	Bulk Item #	Canadian Bulk Item #	Applications
NEW IRWIN® MARATHON® Fiber Cement PCD Saw Blades										
7-1/4"	4	5/8" Diamond	.071"	10	Flat	4935473	1774935	—	—	Fiber Cement
10"	6	5/8"	.079"	10	Flat	4935624	1774937	—	—	Fiber Cement
12"	8	1"	.087"	10	Flat	4935625	1774938	—	—	Fiber Cement
NEW IRWIN® Metal Saw Blades										
5-3/8"	30	20mm, 5/8", 10mm	.063"	0	MATB	1779856	1779859	—	—	Steel
6-3/4"	40	20mm, 5/8"	.079"	0	MATB	4935554	1765011	—	—	Steel
7"	36	20mm, 5/8"	.079"	0	MATB	1779857	1779860	—	—	Steel
7-1/4"	48	5/8" w/ KO	.079"	0	MATB	4935555	1765016	4935556	1765019	Steel/Thin Steel
7-1/4"	68	5/8" w/ KO	.079"	0	MATB	4935560	1765025	—	—	Thin Steel
8"	50	5/8" w/ KO	.079"	0	MATB	4935557	1765022	—	—	Steel
9"	48	25mm, 5/8"	.079"	0	MATB	1779858	1779881	—	—	Steel
10"	80	5/8"	.079"	0	MATB	4935561	1765026	—	—	Thin Steel
12"	60	1"	.098"	0	MATB	4935558	1765023	—	—	Steel
14"	80	1"	.110"	0	MATB	4935559	1765024	—	—	Steel
MARATHON Portable Corded Vinyl Saw Blade										
7-1/4"	120	5/8" Diamond	.055"	60°	Top/Face	11830	—	21830ZR	21830ZR	Vinyl/PVC
IRWIN Portable Corded Fiber Cement Saw Blade										
7-1/4"	6	5/8" Diamond	.079"	15°	ATB	15702ZR	—	—	—	Fiber Cement

* indicates Canadian item numbers



14076



15370



11270

IRWIN® MARATHON® Miter/Table Saw Blades

- #400 grit diamond ground teeth for a smooth finish
- Construction grade carbide teeth for longer life
- Precision balanced for accurate smooth cuts
- Thin kerf for fast cuts and longer motor life

IRWIN Classic Series Miter/Table Saw Blades


- Precision-ground teeth for smooth, accurate cuts
- Corrosion-resistant coating helps prevent rusting
- Professional performance for an economic price

IRWIN Steel Miter/Table Saw Blades

- Precision-ground teeth for smooth, accurate cuts
- Fully-hardened plate runs truer longer
- Heavy gauge, high carbon steel for extended life

Diameter	Tooth Count	Arbor	Kerf	Hook Angle	Grind	Item #	Canadian Item #	Bulk Item #	Applications
IRWIN® MARATHON® Miter/Table Carbide Saw Blades									
8-1/4"	24	5/8" Diamond	.083"	20°	ATB	14050ZR	14050ZR	—	General Purpose
8-1/4"	40	5/8" Diamond	.083"	15°	ATB	14053	14053	—	Trim/Finish
10"	24	5/8" Diamond	.095"	20°	ATB	14233	14233	24233	Framing/Ripping
10"	40	5/8" Diamond	.095"	20°	ATB	14070	14070	24070	Decks
10"	60	5/8" Diamond	.095"	15°	ATB	14074	14074	—	Trim/Finish
10"	80	5/8" Diamond	.095"	10°	ATB	14076	14076	—	Trim/Finish
12"	40	1"	.098"	20°	ATB	14080	14080	—	General Purpose
12"	72	1"	.098"	15°	ATB	14082	14082	—	Trim/Finish
12"	80	1"	.098"	5°	ATB	14083	14083	—	Trim/Finish
12"	100	1"	.098"	10°	ATB	14084	14084	—	Trim/Finish
IRWIN Classic Series Miter/Table Carbide Saw Blades									
8- 8-1/4"	24	5/8" Diamond	.087"	16°	ATB	15150	15150	—	General Purpose
8- 8-1/4"	40	5/8" Diamond	.087"	17°	ATB	15250	15250	—	Trim/Finish
10"	24	5/8" Diamond	.102"	22°	ATB	15070	15070	—	Framing/Ripping
10"	40	5/8" Diamond	.102"	16°	ATB	15270	15270	—	Decks
10"	60	5/8"	.102"	12°	ATB	15370	15370	—	Trim/Finish
IRWIN Miter/Table Saw Steel Blades									
10"	40	5/8"	.110"	18°	Top/Face	11170	11170	—	Decks
10"	80	5/8"	.079"	6°	Top/Face	11670	11670	—	Trim/Finish
10"	80	5/8"	.110"	6°	Top/Face Hollow Ground	11270ZR	11270ZR	—	Trim/Finish
10"	180	5/8"	.094"	2°	Top/Face	11870	11870	—	Trim/Finish
IRWIN Miter Saw Laser Guides						3061001	3061001C	—	Miter/Table Saw
						3061002	3061002	—	Abrasive Chop Saw

CIRCULAR SAW BLADES



Turn your Miter Saw into a Laser Guided Power Tool!

- Projects a clear laser line on the work for more accurate cuts.
- Self calibrating — sits flush against the blade for an accurate line, every time!
- Save time and money. No need to remeasure. No miscuts to scrap.
- Self activating! Rotation of the blade powers the laser.

Circular Saw Blades

Cordless Saw Blades



24029C

IRWIN® MARATHON® Cordless Carbide Saw Blades

- Ultra thin kerf for more cuts per charge
- Face-ground carbide teeth for fast, clean cuts
- Aggressive hook angle for fast cuts
- Construction-grade carbide teeth for longer life



15120

IRWIN Classic Series Cordless Carbide Saw Blades

- Corrosion-resistant coating helps prevent rusting
- Precision-ground teeth for smooth, accurate cuts
- Professional performance at an economic price



11220

IRWIN Classic Series Cordless Steel Saw Blades

- Precision-ground teeth for smooth, accurate cuts
- Fully hardened plate runs truer longer
- Heavy gauge, high carbon steel for extended life

CIRCULAR SAW BLADES

Diameter	Tooth Count	Arbor	Kerf	Hook Angle	Grind	Item #	Bulk Item #	Applications
IRWIN® MARATHON Cordless Carbide Saw Blades								
5-3/8"	18	10mm	.063"	25°	ATB	14015	—	Framing/Ripping
5-3/8"	24	10mm	.063"	23°	ATB	14017	—	Framing/Ripping
5-1/2"	18	10mm	.063"	20°	ATB	14027	—	Framing/Ripping
5-1/2"	24	10mm	.063"	20°	ATB	14011	—	Framing/Ripping
6-1/2"	18	5/8"	.063"	25°	ATB	14020	24020	Framing/Ripping
6-1/2"	24	5/8"	.063"	22°	ATB	14029	24029C	Framing/Ripping
6-1/2"	40	5/8"	.063"	20°	ATB	14023	—	Trim/Finish
IRWIN Classic Series Cordless Carbide Saw Blades								
6-1/2"	24	5/8" Diamond	.087"	22°	ATB	15120	—	Framing/Ripping
6-1/2"	40	5/8" Diamond	.087"	19°	ATB	15220	—	Trim/Finish
IRWIN Cordless Steel Saw Blades								
6-1/2"	60	5/8"	.087"	5°	Top/Face	11220	—	Trim/Finish
6-1/2"	140	5/8"	.079"	4°	Top/Face	11820ZR	—	Trim/Finish